



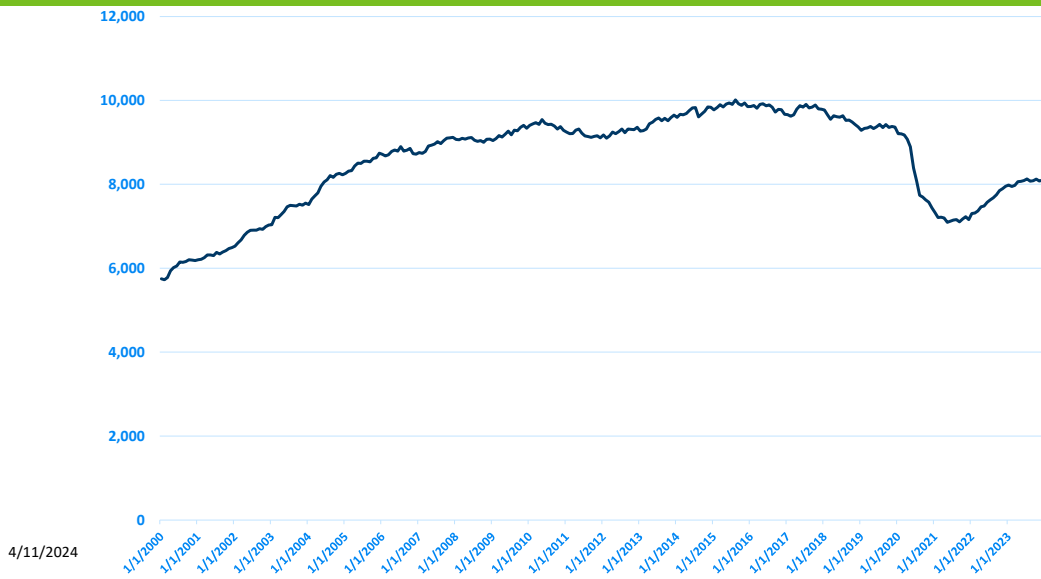
# Minnesota Prison Population Overview

Grant Duwe, Ph.D.    Research Director

Transforming Lives for a Safer Minnesota | [mn.gov/doc](http://mn.gov/doc)

1

## Minnesota's Prison Population: 2000-2023



2

# Minnesota's Prison Population: Then and Now

## • 8,333 in 2004

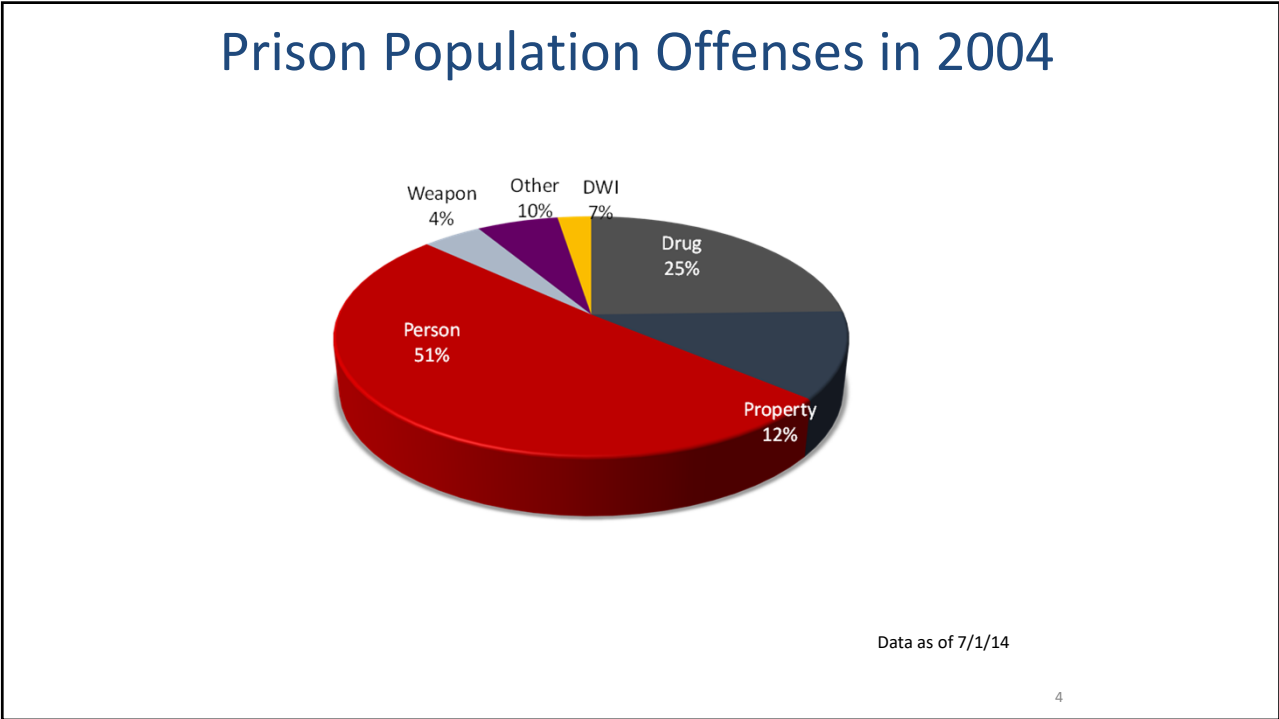
- 94% male and 6% female
- Race/Ethnicity
  - White 58%
  - Black 33%
  - American Indian 7%
  - Asian 2%
  - 7% of the above are of Hispanic ethnicity

## • 8,275 in 2024

- 93% male and 7% female
- Race/Ethnicity
  - White 50%
  - Black 38%
  - American Indian 9%
  - Asian 3%
  - 5% of the above are of Hispanic ethnicity

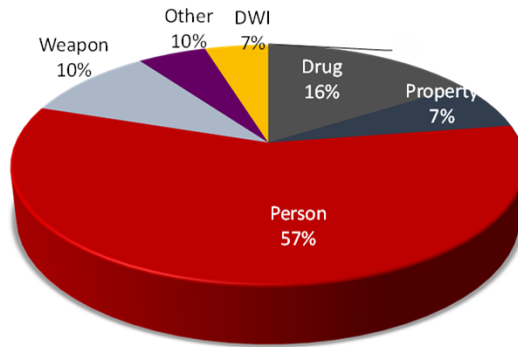
Transforming Lives for a Safer Minnesota | mn.gov/doc

3



4

## Prison Population Offenses in 2024



Data as of 1/1/24

5

5

## Offense Types, 2000-2024

	July 2000	July 2015	January 2024
Total Population	6,276	10,119	8,275
<u>Offense Types</u>			
Person	3,719	5,215	4,738
Sex Offense	1,222	1,688	1,599
Homicide	1,081	1,392	1,636
Domestic Assault	7	277	338
Drugs	1,006	1,911	1,323
Meth	74	955	N/A
Property	1,102	1,144	539
Other	449	1,849	1,675
Felony DWI	0	683	393
Weapons	189	683	822
Failure to Register	3	173	121

Source: MN DOC Profile Cards

6

## Notable Increases in Penalties

- **Weapons:** Mandatory minimum for violent felons in possession of firearm increased from 1.5 to 5 years (1998)
- **Failure to Register:** increased to felony-level offense for all offenders and a mandatory minimum sentence of a year and a day (2000)
- **Felony DWI:** created felony-level offense for 4 or more DWIs within 10-year look-back period (2002)
- **Domestic violence**
  - Felony created for domestic assault by strangulation (2005)
  - Widened the net for felony-level domestic assault (2006)
  - Violations of restraining/no contact orders
    - Widened the net for felony-level offenses (2006)
    - Domestic abuse no contact order (DANCO) (2007)

7

7

## An Aging Prison Population

### • Average Age in 2004

- 34.1
- IP's 50 and older
  - 622
  - 7% of total
- Under 18
  - 22

### • Average Age in 2024

- 39.9
- IP's 50 and older
  - 1,857
  - 22% of total
- Under 18
  - 4

Transforming Lives for a Safer Minnesota | mn.gov/doc

8

## More Lifers

- 2004

- 364
- 4% of prison population

- 2024

- 523 Minnesota lifers in prison
- 6% of prison population
  - 167 life without parole
  - 101 LWOP in 2012

Transforming Lives for a Safer Minnesota | mn.gov/doc

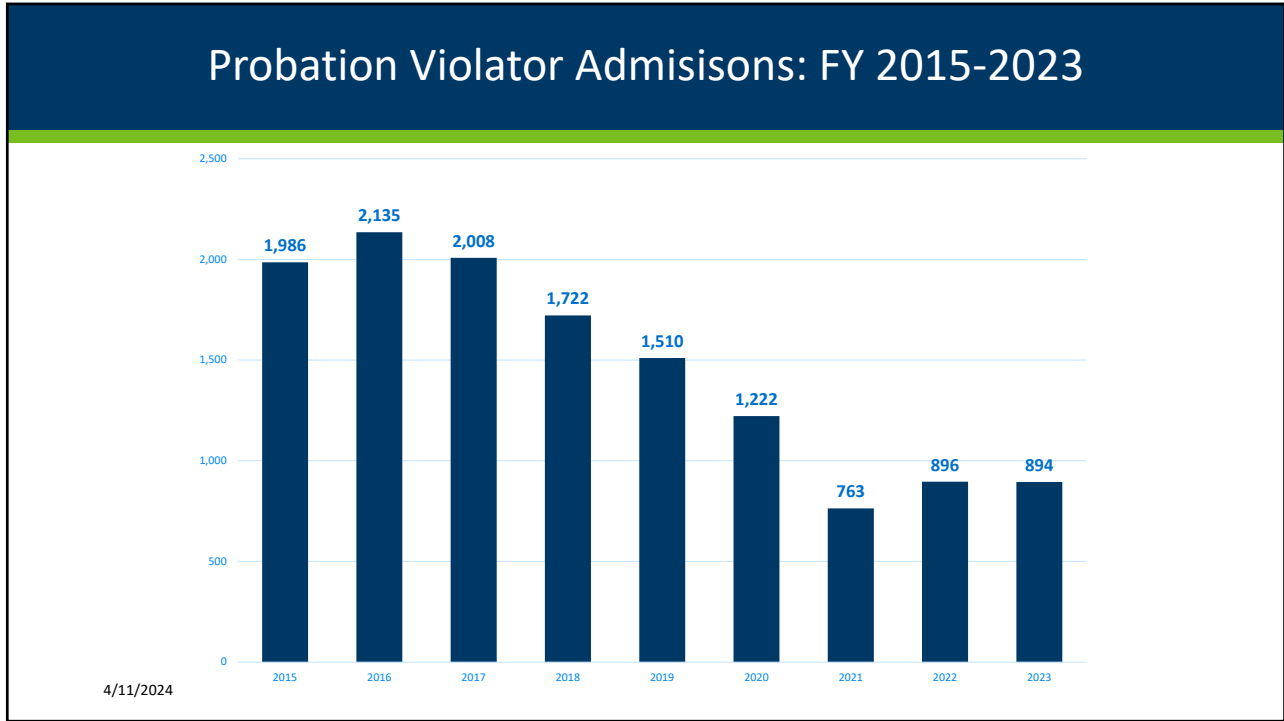
9

## New Commitment Admissions: FY 2015-2023

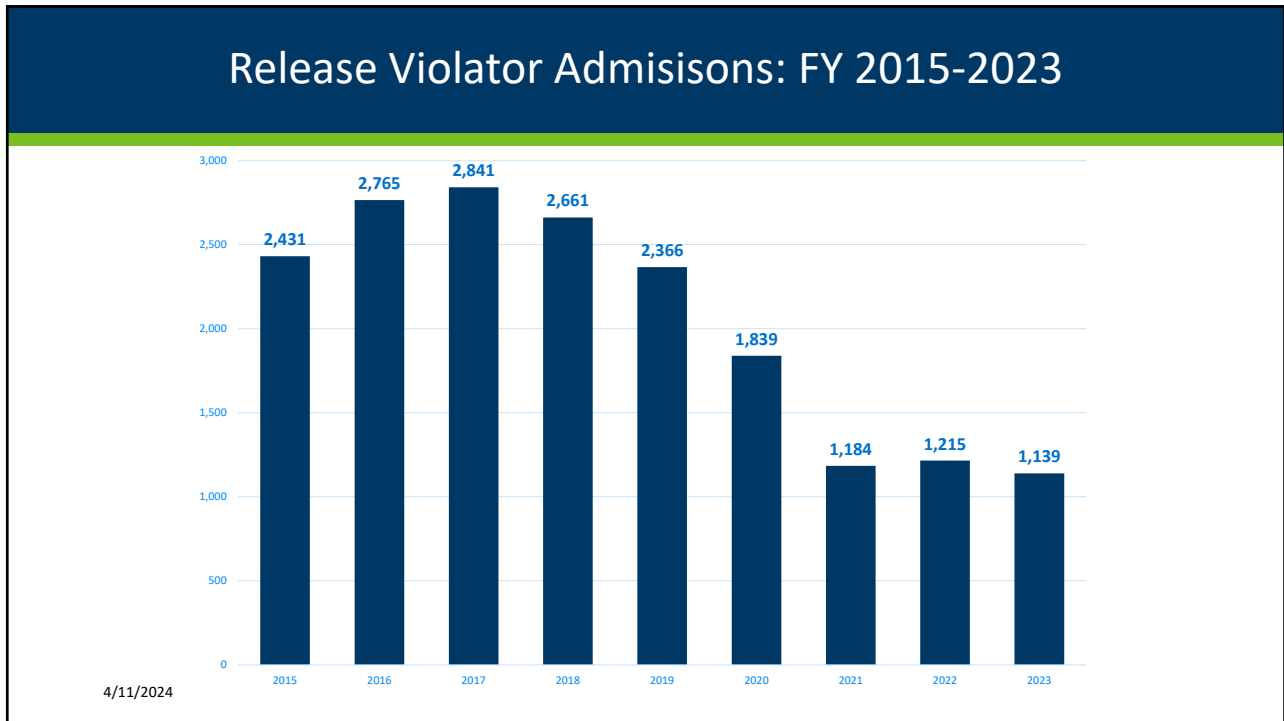


4/11/2024

10



11



12

## Female Admission by Offense Type, 2019-2023

Offense	New Commit	Probation Violator	Release Violator	Total
Non-sexual Violent	26%	12%	14%	17%
Criminal Sexual Conduct	1%	<1%	3%	1%
Drugs	39%	55%	42%	47%
DWI	6%	3%	12%	6%
Property	18%	24%	24%	22%
Weapons	2%	<1%	<1%	1%
Other	8%	5%	6%	6%
Total	34%	46%	21%	100%

4/11/2024

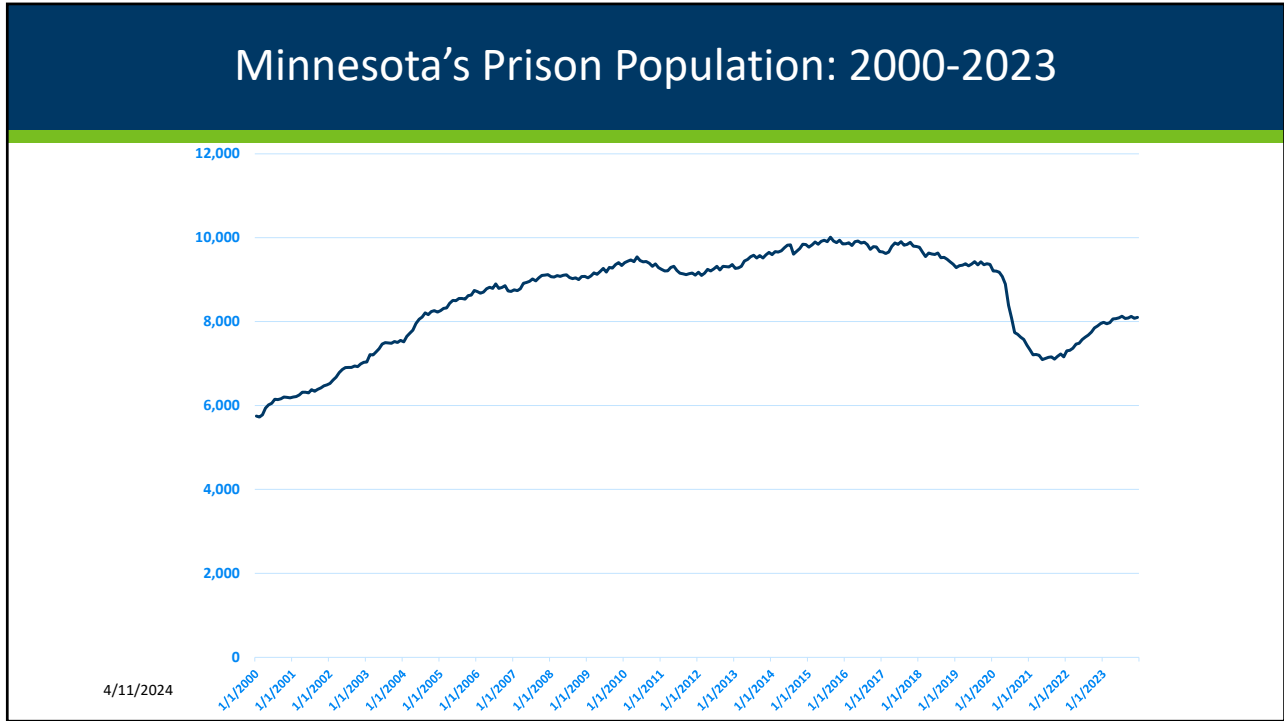
13

## Male Admission by Offense Type, 2019-2023

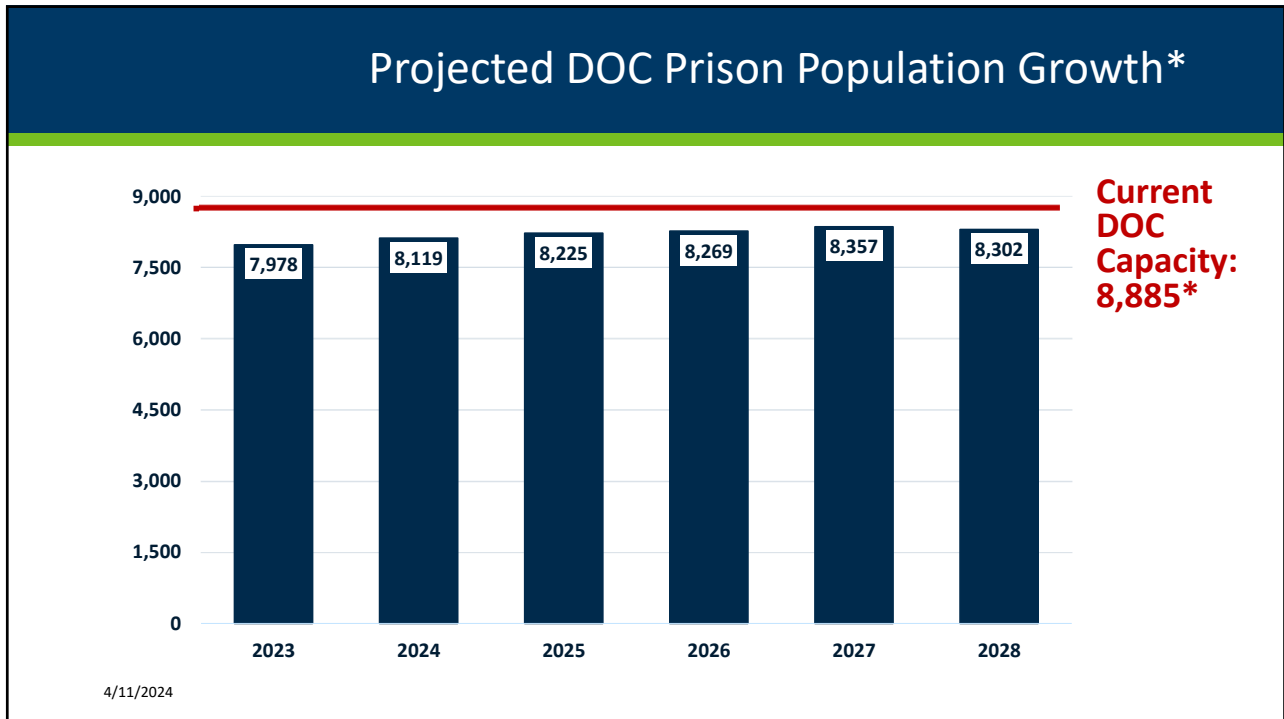
Offense	New Commit	Probation Violator	Release Violator	Total
Non-sexual Violent	33%	28%	33%	32%
Criminal Sexual Conduct	9%	6%	14%	10%
Drugs	22%	32%	17%	22%
DWI	6%	4%	8%	6%
Property	13%	20%	13%	14%
Weapons	5%	1%	4%	4%
Other	13%	8%	11%	11%
Total	50%	18%	32%	100%

4/11/2024

14



15



16