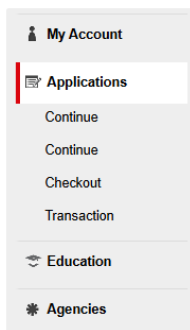


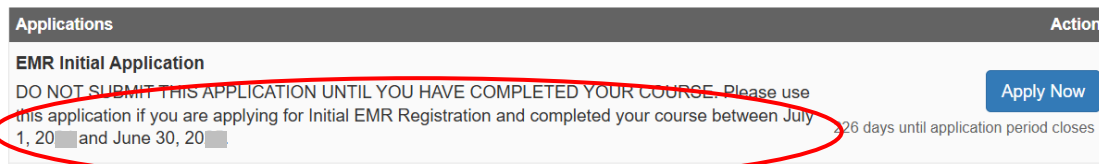
EMR Registration in Minnesota

To apply for a Minnesota EMR registration:

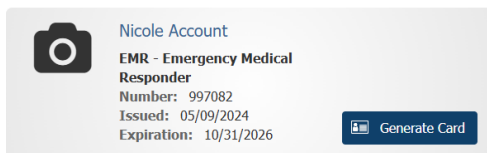
- Create an account at <https://emslm.mn.gov>
- Use the left navigation menu option to select **Applications**



- Locate the **EMR Initial Application** and click **Apply Now**. Make sure to look at the specified dates listed and contact info.oems@state.mn.us if your EMR Initial course was completed prior to those dates. Submission of the incorrect application will result in a mismatch of information resulting in the system not being able to approve the application.



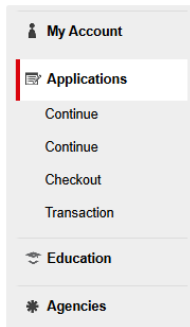
- Click **Save and Continue** at the bottom of each tab in the application.
- After clicking **Submit**, please wait for the application to fully submit before closing your browser.
- Applicants will receive an email stating the application has been successfully submitted and another email when the application has been approved.
- Login to your account and click **Generate Card**.



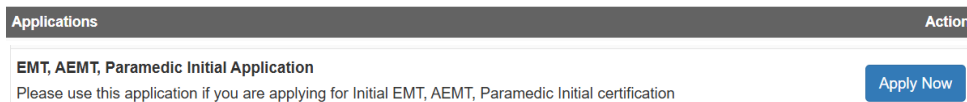
EMT, AEMT, Paramedic Certification in Minnesota

To apply for a Minnesota EMT, AEMT, or paramedic certification applicants must hold a current NREMT card and complete the following steps:

- Create an account at <https://emslm.mn.gov>
- Use the left navigation menu option to select **Applications**



- Locate the **EMT, AEMT, Paramedic Initial Application** and click **Apply Now**.



- Click **Save and Continue** at the bottom of each tab in the application.
- After clicking **Submit**, please wait for the application to fully submit before closing your browser.
- Applicants will receive an email stating the application has been successfully submitted and another email when the application has been approved.
- Login to your account and click **Generate Card**.

