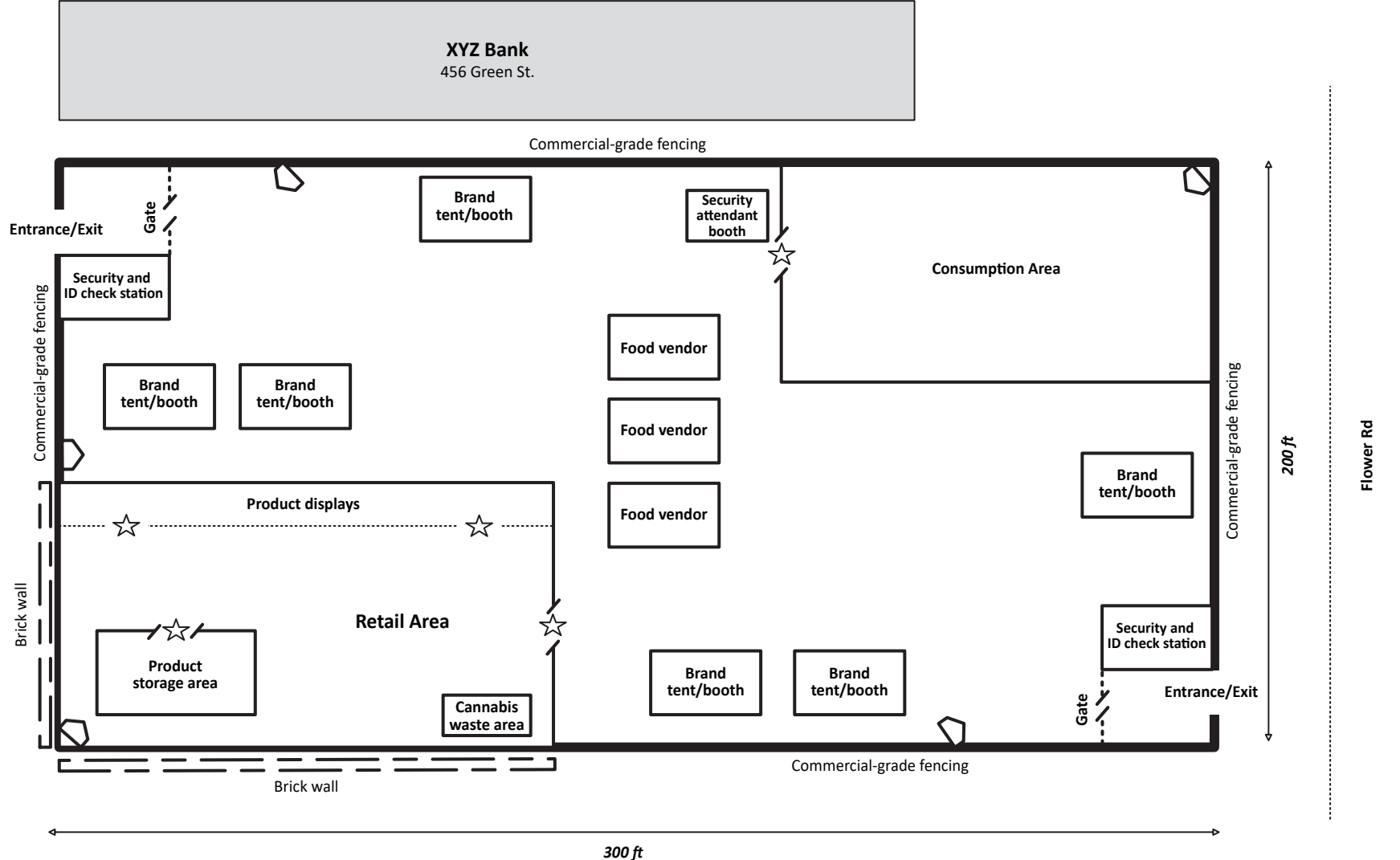





## Instructions for Diagram of Event Layout

Create a diagram of the layout of the cannabis event in accordance with Minnesota Statutes, chapter 342 and Minnesota Rules, chapter 9810. Make sure that includes the following:

- Name of event
- Event organizer business name
- Event organizer primary contact
- Event organizer phone number
- Address of event
- Legend with labels for each symbol used
- Where the event will take place on the grounds/property
- Square footage of event (defined as area fenced in) along with dimensions
- All entrances and exits that will be used by participants during the event
- Commercial grade fencing or other physical barriers used to segregate the event space and to screen the consumption area(s)
- All cannabis and/or hemp consumption areas that will comply with the Minnesota Clean Indoor Air Act (indoor events) or local outdoor smoking ordinances (outdoor events).
- All retail areas where cannabis flower, cannabis products, lower-potency hemp edibles, and hemp-derived consumer products will be sold
- Any location where cannabis flower, cannabis products, lower-potency hemp edibles, and hemp-derived consumer products will be stored
- Any location where cannabis waste will be stored

# Example Diagram of Event Layout



LEGEND	EVENT NAME	EVENT LOCATION	EVENT ORGANIZER INFORMATION
 Commercial-grade lock	Greenstock	Green Park	Business: Joint Productions
 Surveillance camera		460 Green St.	Primary contact: Jane Doe
 Gate or door		Budville, MN 12345	Phone number: 987-654-3210
		(total event area = 6,000 sq. ft.)	