



Criminal History Score Overview Part 4: Felony History Policy

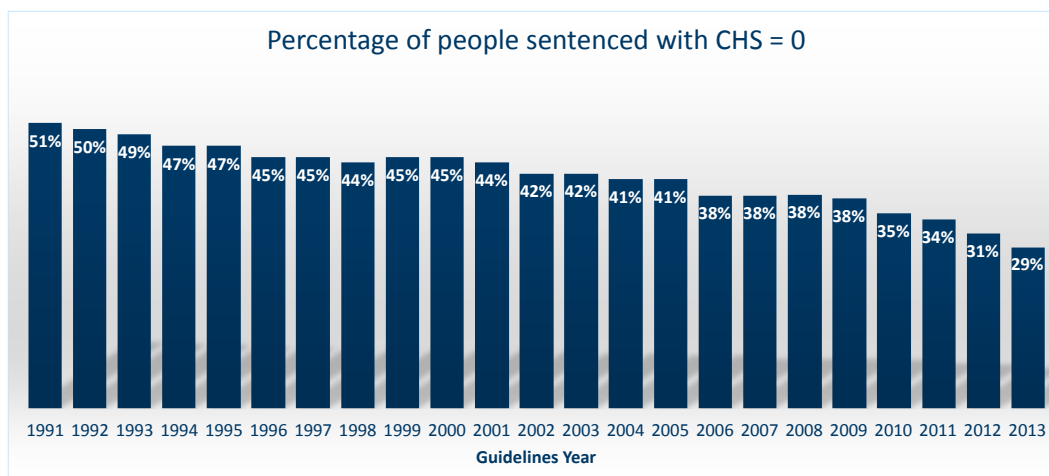
MSGC Staff Presentation

April 13, 2017

04/13/2017

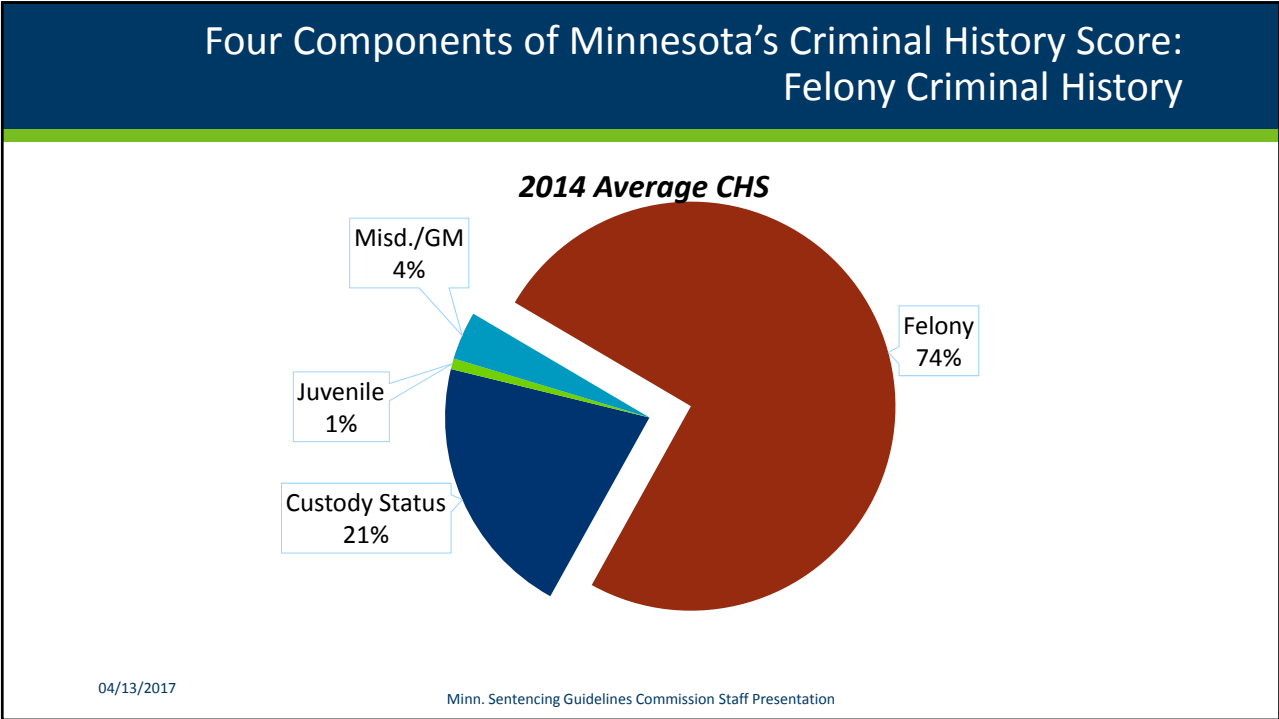
Minn. Sentencing Guidelines Commission Staff Presentation

Percentage with Criminal History Score 0 has Dropped



04/13/2017

Minn. Sentencing Guidelines Commission Staff Presentation



Felony Criminal History Policy Priors Receive Weight Based on Severity Level: Offenses on Standard and Drug Grid

WEIGHTS

- Severity Levels 1,2; D1,D2 – *weight=0.5*
- Severity Levels 3, 4, 5; D3,D4,D5 – *weight=1.0*
- Severity Levels 6, 7, 8; D6,D7 – *weight=1.5*
- Severity Levels 9, 10, 11, and Murder 1; D8, D9 – *weight=2.0*

POINTS

- Points=sum of felony weights
- No partial points are allowed so sum is truncated, not rounded
- For example, sum of 1.5=1 point

DECAY

- Prior felonies decay if 15 years have elapsed from discharge/expiration of prior offense to the date that the current offense was committed

04/13/2017 Minn. Sentencing Guidelines Commission Staff Presentation

Weighting Offenses on Sex Offender Grid

Current Offense
NOT on Sex
Offender Grid

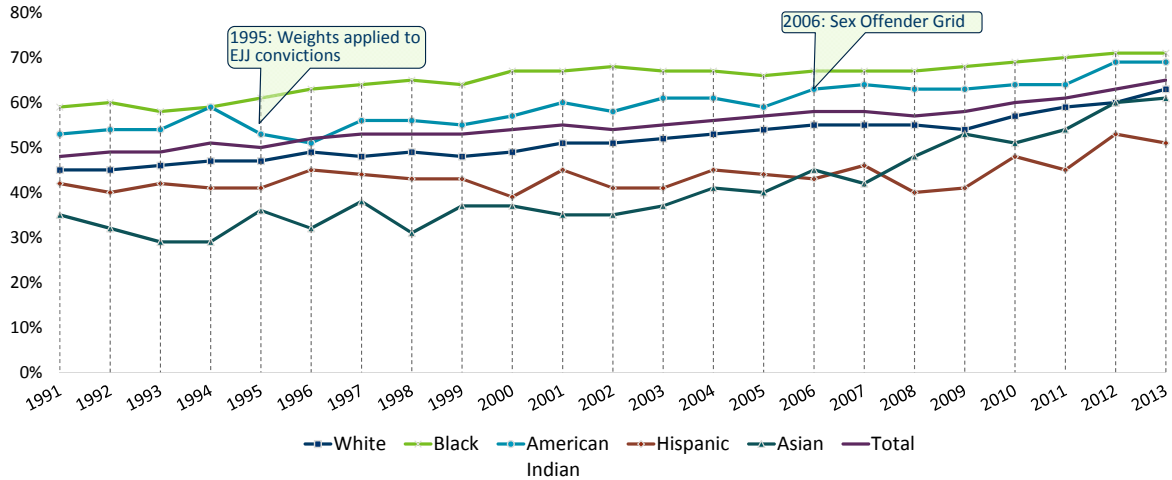
- Severity Level A – *weight=2.0*
- Severity Levels B, C, D, E – *weight=1.5*
- Severity Levels F and G – *weight=1.0*
- Severity Level H (Predatory Offender Registration) *weight=0.5* for first offense; *weight=1.0* for subsequent

Current Offense
on Sex Offender
Grid

- Severity Level A – *weight=3.0*
- Severity Levels B and C – *weight=2.0*
- Severity Levels D and E – *weight=1.5*
- Severity Levels F and G – *weight=1.0*
- Severity Level H (Predatory Offender Registration) *weight=0.5* for first offense; *weight=1.0* for subsequent

04/13/2017 Minn. Sentencing Guidelines Commission Staff Presentation

Percentage with Felony Weights by Race/Ethnicity: Guidelines Years 1991-2013



04/13/2017

Minn. Sentencing Guidelines Commission Staff Presentation

Percent Change of Current Offenses by Guidelines Years

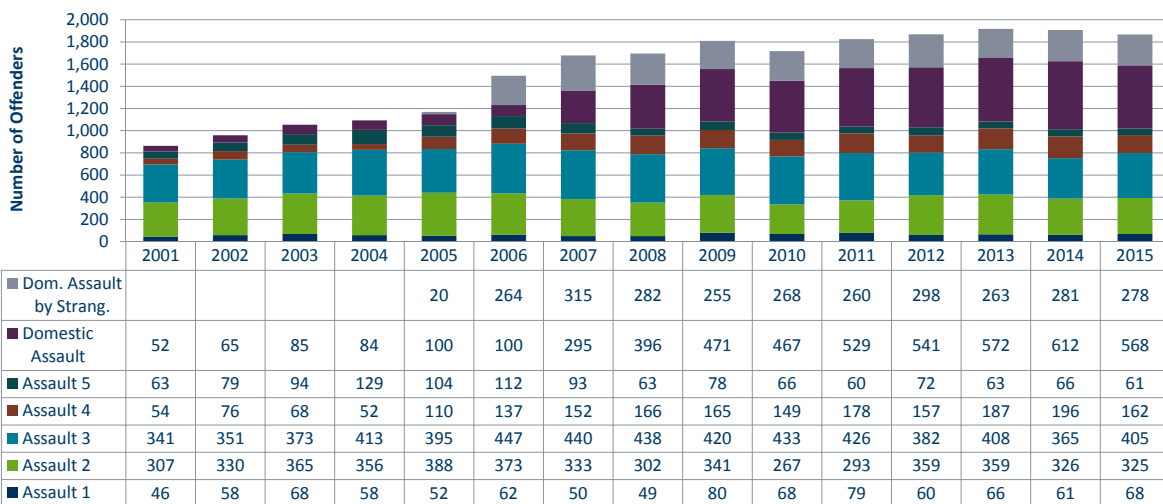
Year Sentenced	Total (All Offenses)	Person	Property	Drug	Felony DWI	Other
1991-2001	43.75%	22.00%	11.30%	110.40%		425.98%
2001-2013	1.30%	46.95%	-31.69%	-5.62%	-41.22%*	11.60%
1991-2013	45.62%	79.27%	-23.97%	98.58%	-41.22%	487.01%

* Felony DWI reflects Guideline Years 2002-2013

04/13/2017

Minn. Sentencing Guidelines Commission Staff Presentation

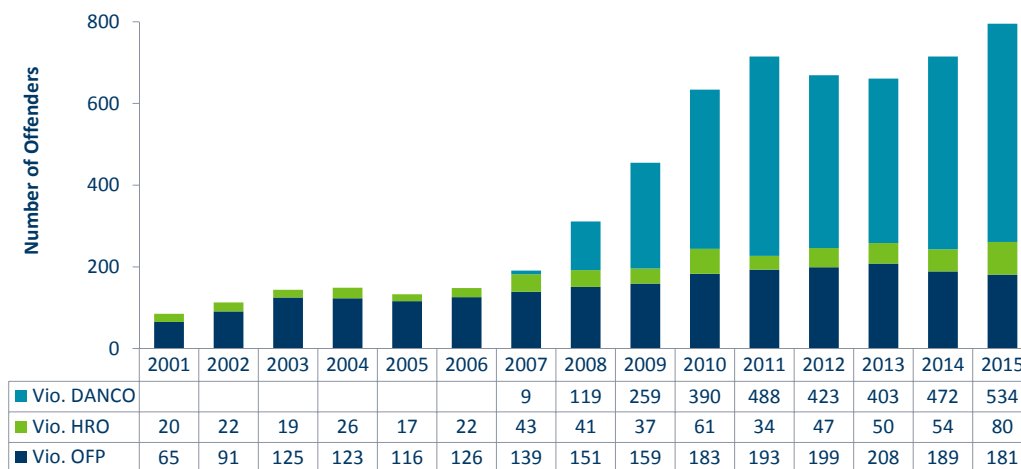
Frequency of Assault Offenses: Sentenced 2001-2015



04/13/2017

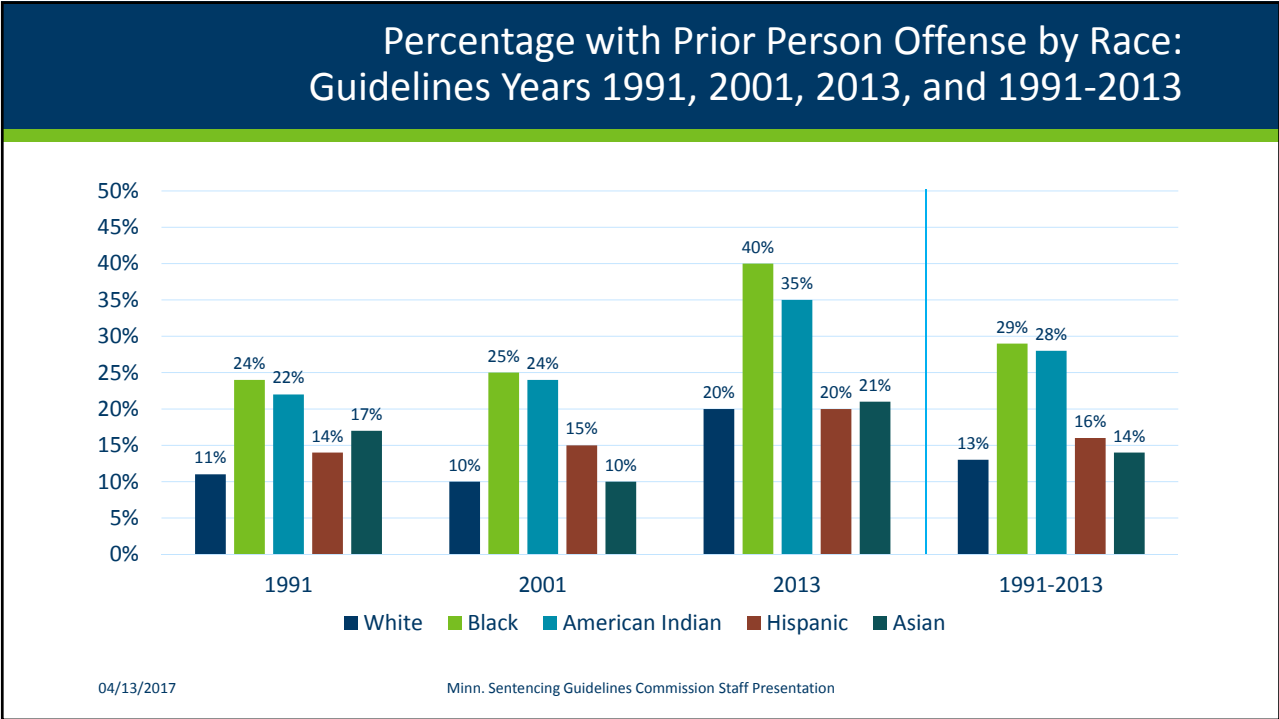
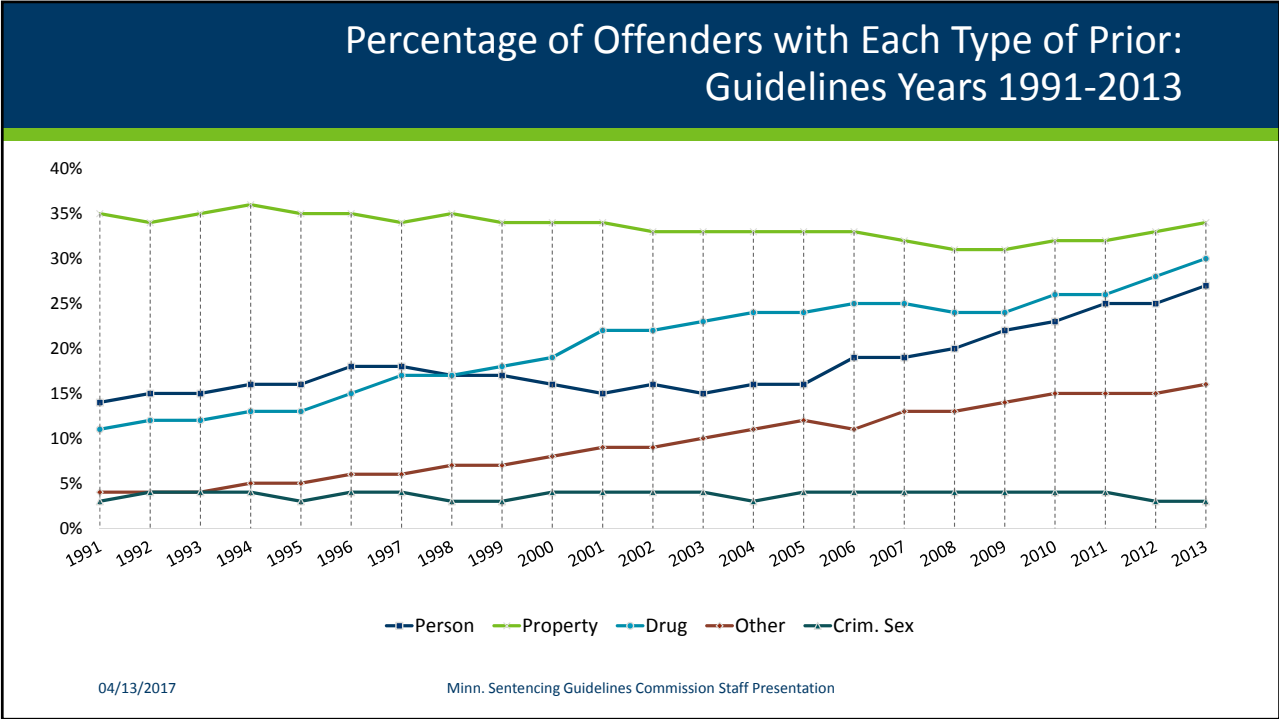
Minn. Sentencing Guidelines Commission Staff Presentation

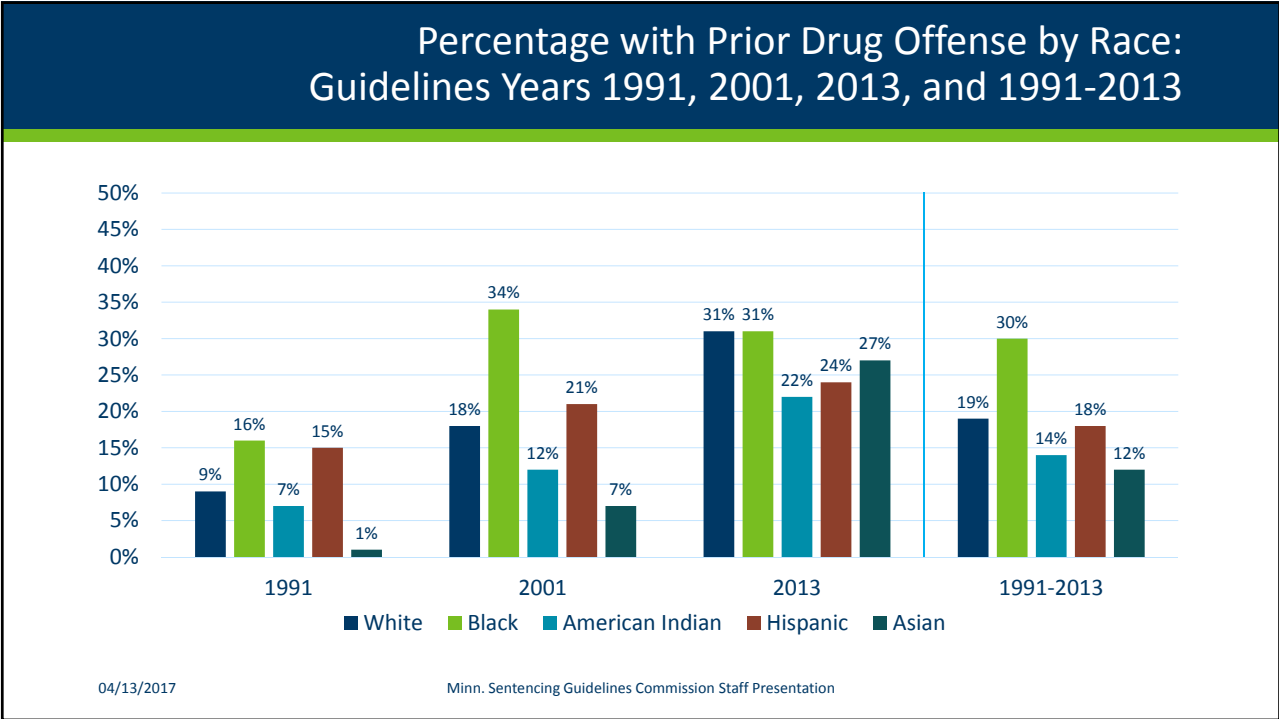
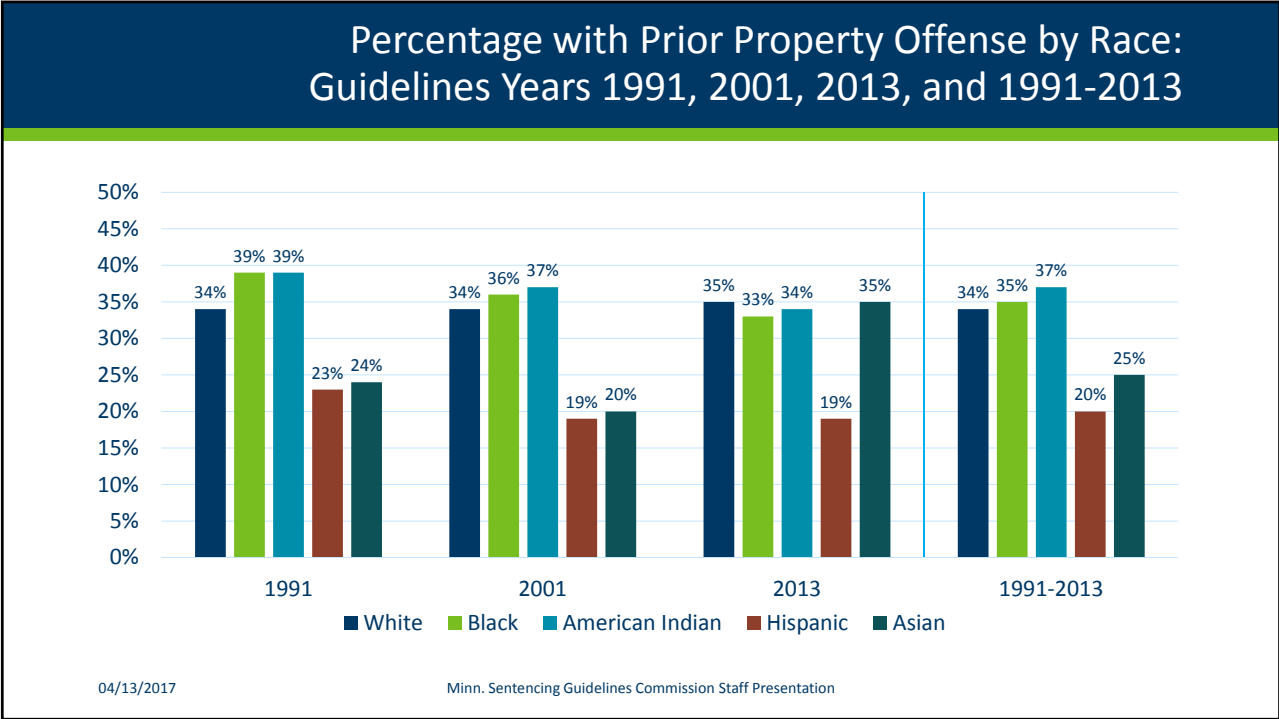
Frequency of Violation of Restraining Order Offenses: Sentenced 2001-2015

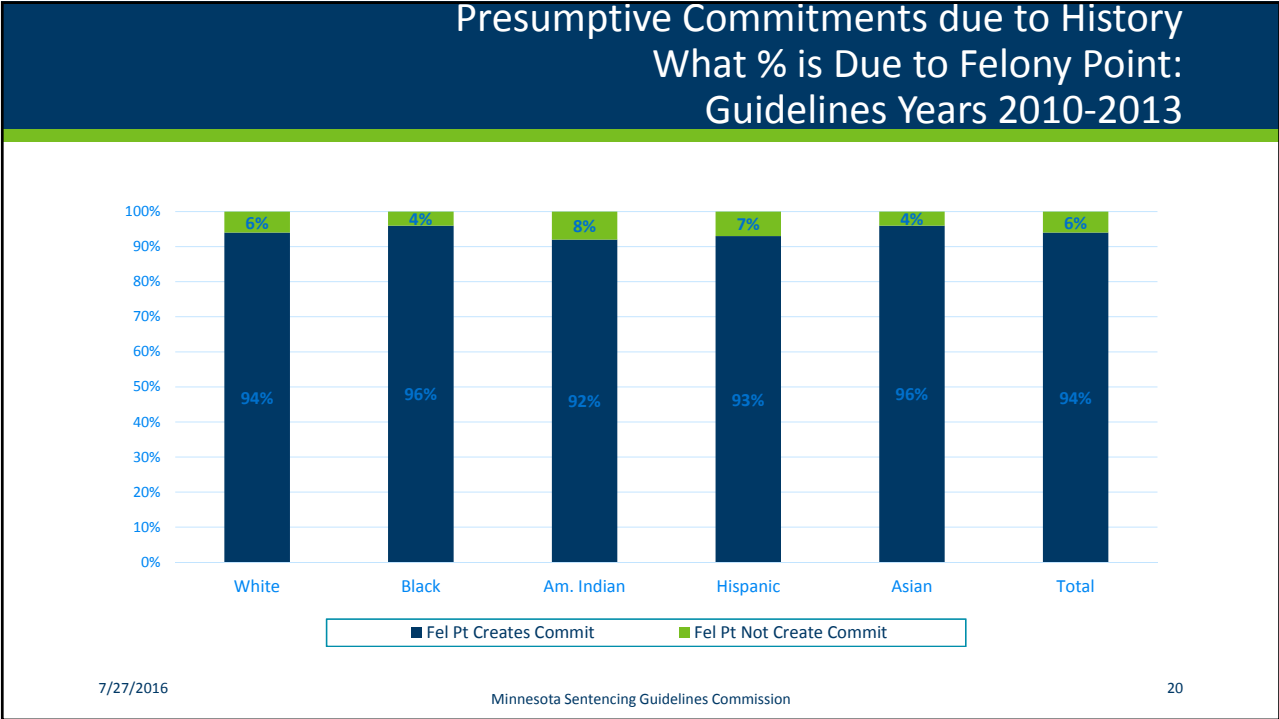
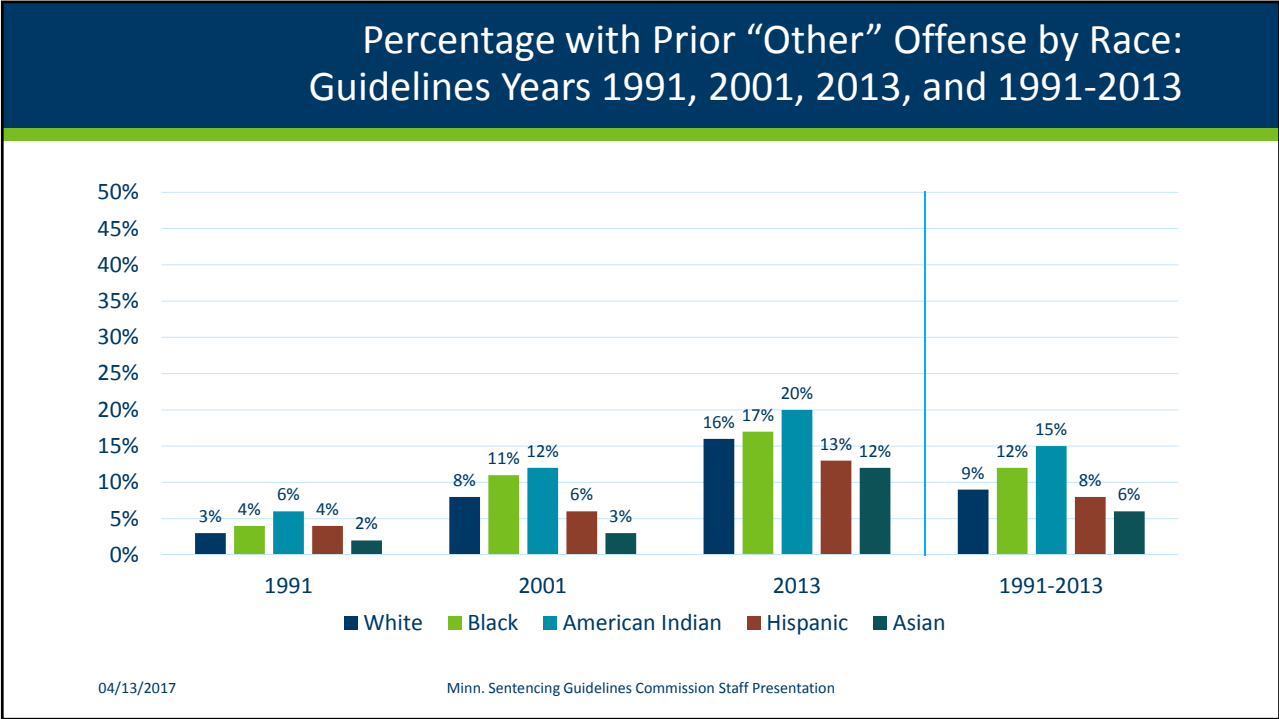


04/13/2017

Minn. Sentencing Guidelines Commission Staff Presentation







Standard Grid: Effective August 1, 2016

SEVERITY LEVEL OF CONVICTION OFFENSE (Example offenses listed in italics)	CRIMINAL HISTORY SCORE							
	0	1	2	3	4	5	6 or more	
<i>Murder, 2nd Degree (intentional murder; drive-by-shootings)</i>	11	306 261-367	326 278-391	346 295-415	366 312-439	386 329-463	406 346-480 ¹	426 363-480 ¹
<i>Murder, 3rd Degree (unintentional murder)</i>	10	150 128-180	165 141-198	180 153-216	195 166-234	210 179-252	225 192-270	240 204-288
<i>Assault, 1st Degree</i>	9	86 74-103	98 84-117	110 94-132	122 104-146	134 114-160	146 125-175	158 135-189
<i>Agg. Robbery, 1st Degree; Burglary, 1st Degree (w/ Weapon or Assault)</i>	8	48 41-57	58 50-69	68 58-81	78 67-93	88 75-105	98 84-117	108 92-129
<i>Felony DWI; Financial Exploitation of a Vulnerable Adult</i>	7	36	42	48	54 46-64	60 51-72	66 57-79	72 62-84 ^{1,3}
<i>Assault, 2nd Degree; Burglary, 1st Degree (Occupied Dwelling)</i>	6	21	27	33	39 34-46	45 39-54	51 44-61	57 49-68
<i>Residential Burglary; Simple Robbery</i>	5	18	23	28	33 29-39	38 33-45	43 37-51	48 41-57
<i>Nonresidential Burglary</i>	4	12 ¹	15	18	21	24 21-28	27 23-32	30 26-36
<i>Theft Crimes (Over \$5,000)</i>	3	12 ¹	13	15	17	19 17-22	21 18-25	23 20-27
<i>Theft Crimes (\$5,000 or less); Check Forgery (\$251-\$2,500)</i>	2	12 ¹	12 ¹	13	15	17	19	21 18-25
<i>Assault, 4th Degree; Fleeing a Peace Officer</i>	1	12 ¹	12 ¹	12 ¹	13	15	17	19 17-22

04/13/2017

Minn. Sentencing Guidelines Commission Staff Presentation

The Road Ahead

- In future meetings, we may have a chance to—
 - Unpack other criminal history components
 - Review decay policies
 - Look at what other policies have changed over time

04/13/2017

Minn. Sentencing Guidelines Commission Staff Presentation