

---

**Full Commission Meeting**  
**Thursday, October 21, 2021, 4:00 p.m. EDT**  
**Microsoft Teams Meeting ([Link](#))**  
**Telephone (651) 395-7448, Meeting ID 629 675 003**

**AGENDA**

- 1) Call to Order
- 2) Roll Call
- 3) Adoption of Agenda
- 4) Approval of Minutes

**New Business – Action Items**

- 5) Authorizing Resolution to Proceed with Rulemaking and Publish Request for Comments:
  - a. Televised Racing Days
  - b. Assignment of Horse Racing Days
  - c. Horse Racing; Pari-Mutuel Rules

**New Business – Informational Items**

- 6) Status Reports
  - a. Canterbury Park Entertainment
  - b. Running Aces Casino, Hotel, and Racetrack
- 7) Staff Reports
  - a. Chief Commission Veterinarian's Report
    - i. Canterbury Park End-of-Meet Report
    - ii. Running Aces End-of-Meet Report
  - b. Chief State Steward's Report End-of-Meet Report
  - c. Presiding Judge's Report End-of-Meet Report
- 8) Deputy Director's Report
  - a. Licensing Report
  - b. Personnel Update
  - c. ADW Update
  - d. Articles of Interest
- 9) Executive Director's Report
  - a. COVID-19 Update
  - b. HISA Update
  - c. Rulemaking Update
  - d. Other
- 10) MQHRA/MTA/MHRI/MNHBPA Reports
- 11) Future Meetings
  - a. November 4, 2021 – Racing Committee Meeting – Microsoft Teams
  - b. November 18, 2021 – Full Commission Meeting – Location to be determined
- 12) Adjourn

CANTERBURY PARK LOCATION  
1100 CANTERBURY ROAD, STE. 100  
SHAKOPEE, MN 55379  
TELEPHONE: 952-496-7950  
FAX: 952-496-7954  
MN.GOV/MRC



RUNNING ACES LOCATION  
15201 ZURICH STREET, STE. 212  
COLUMBUS, MN 55025-7908  
TELEPHONE: 651-925-3951  
FAX: 651-925-3953  
MN.GOV/MRC

---

**The Commission meeting packet may contain not public data pursuant to the Minnesota Government Data Practices Act. Commission staff has marked such data as not public. Please discard the data in a safe and confidential manner. Should you have questions about the classification of any data please contact Commission staff.**

# Item 4

## Minutes from September 20, 2021 Minnesota Racing Commission Meeting

---

## MINNESOTA RACING COMMISSION

### Full Commission Meeting Monday September 20, 2021, 4:00 p.m. CDT Microsoft Teams Meeting

#### MINUTES

#### Call to Order:

**Agenda Item 1** - Chair McArdle called the meeting to order at 4:00 p.m. CDT

#### Roll Call:

**Agenda Item 2** – Present – Chair McArdle, First Vice Chair Colombo, Second Vice Chair Johnson, Commissioners Dehn, Erhart, Goodman, and Idelkope. A quorum was acknowledged.

Other participants – Steve May, (Executive Director, Minnesota Racing Commission) E. Joseph Newton (General Counsel, Minnesota Racing Commission), Randy Sampson (President and CEO of Canterbury Park), Andrew Offerman (Vice President of Racing Operations, Canterbury Park), Taro Ito (President/CEO, Running Aces Casino, Hotel, and Racetrack), Steve Carpenito (Director of Racing, Running Aces Casino, Hotel, and Racetrack), Lynn Hovda, DVM (Chief Commission Veterinarian, Minnesota Racing Commission), Randy Blaseg (Chief State Steward, Minnesota Racing Commission), Bob Schiewe (Deputy Director, Minnesota Racing Commission), Cathy Dessert (Vice President, Minnesota Harness Racing, Inc.), Mike Cronin (Executive Director, Minnesota Horsemen's Benevolent and Protective Association), Mike Hochman (Vice President of Casino Operations, Canterbury Park).

#### Adoption of Agenda:

**Agenda Item 3** – Executive Director May asked that an item be added to action items under agenda item 9: contract approval. Commissioner Johnson made a motion to approve the amended agenda; Seconded by Commissioner Erhart-; Motion carried.

#### Approval of Minutes:

**Agenda Item 4** – Chair McArdle requested 2 changes to the previous meeting minutes. Commissioner Johnson made a motion to approve the amended minutes;; Seconded by Commissioner Erhart-; Motion carried.

#### Committee Reports:

**Agenda Item 5** – Finance Committee Report – Commissioner Johnson presented the finance committee report. The committee recommended approval for a request to change a procedure proposed by Canterbury. They also recommended a request from Racing Commission Staff to begin work on a Request for Proposal for authorization of an advanced deposit wagering information provider. The Committee recommended moving them forward to full commission.

#### New Business - Action Items:

**Agenda Item 6** – Approval of Additional Racing Steward at Canterbury Park. Director May explained that Mr. Offerman had been needed on an emergency basis as a steward at Canterbury park due to an absence of a steward. Mr. Offerman had been nominated by the stewards and was qualified for the position. Mr. May further explained that the nomination by the stewards required the Commission's ratification. Chair McArdle praised Mr. Offerman's performance. Motion to ratify by Commissioner Colombo, Seconded by Commissioner Johnson. Roll vote was called and all approved. Motion carried.

**Agenda Item 7** - Approval of Plan of Operations Changes for Canterbury Park Related to Poker Rake. Director May explained the request with Mr. Hochman with the goal being to level out the volatility of the promotion fund. Commissioner Dehn asked about industry standard and if the change would apply to Running Aces. Mr. Hochman responded the change was ~~in line~~ in line with industry standard. Director May clarified this would only apply to Canterbury Park. Motion to approve by Commissioner Johnson, 2nd Commissioner Columbo. Roll call vote and the motion passed unanimously.

**Agenda Item 8** –Approval of Executive Director Request to Pursue Data Services Provider. Director May summarized the need for this service and the costs. Motion to approve by Commissioner Erhart, seconded by Commissioner Johnson. Roll call vote passed unanimously.

**Agenda Item 9** – Contracts - Director May explained that the Commission needed to approve a contract for renovations to Running Aces. Mr. Ito gave specific details on the renovations. Mr. Dehn asked questions about the scope. Mr. Ito clarified that they are exterior renovations. Motion to approve the contract by Commissioner Dehn, seconded by Johnson. Roll call vote and the motion passed unanimously.

#### New Business - Informational Items

**Agenda Item 9a** – Status Report by Canterbury Park Entertainment. - Mr. Offerman gave the Status report and expressed that he was pleased of the meet. Mr. Offerman thanked many involved. Commissioner Dehn asked if the volume of horses claimed at Canterbury was comparable to the rest of the industry. Mr. Offerman responded that claiming is up across the country, but the volume was unique to Canterbury. Mr. Sampson offered his gratitude to the Commission, the Horsemen, and the Canterbury Park staff. Commented that the meet was very safe and paid out record purses and gave an update on the developments near Canterbury Park.

**Agenda Item 9b** – Status Report by Running Aces Casino, Hotel and Racetrack. - Mr. Ito spoke first and commented on Night of Champions and the record purses, the good crowd and competitive races. He thanked many involved. Mr. Carpenito gave the status report and commented on how much the racing had improved. Mr. Ito spoke again and reported casino and hotel business was good and about his commitment to improve racing at Running Aces.

**Agenda Item 10 a(i)**– Chief Veterinarian’s report Canterbury Park – Dr. Hovda gave the report. She also commented about labs’ accreditations, the MRC’s preparations for HISA, and a new horse toxicology book. She thanked Chair McArdle. Commissioner Colombo thanked Dr. Hovda and veterinary staff for a great year of taking care of the horses. Dr. Hovda thanked Dr. Bowman, Dr. Radechel and Dr. Collette for their work. Chair McArdle voiced her appreciation for Veterinary Staff.

**Agenda Item 10a(ii)** - Chief Veterinarian’s report Running Aces – Dr. Hovda delivered the report. Reported few violations.

**Agenda Item 10b** –Chief State Steward’s Report – Mr. Blaseg gave the report, spoke briefly on Empire Racing Stables, and commented on an outstanding meet. Chair McArdle and Doctor Hovda thanked the Stewards for their support.

**Agenda Item 10c** – Presiding Judges Report – Director May gave the report as Judge Corey was absent. Voiced concern for the number of whipping violations in August. Director May wanted to investigate the violations more. Mr. Ito also expressed concern over the violations and recommended tougher standards.

**Agenda Item 11a** – Deputy Director’s Licensing Report – Deputy Director Bob Schiewe delivered the report.

**Agenda Item 11b** - Deputy Director's Personnel Update – Mr. Schiewe announced the filling of the vacant positions. Mr. Schiewe introduced Jessica Xi as the new licensing clerk and communications specialist. Ms. Xi expressed gratitude for the position. Mr. Schiewe announced Selena Sartor as the new investigator at Running Aces.

**Agenda Item 11c** - Deputy Director's ADW Report – Mr. Schiewe presented the report that included a 16% increase from last month. Mr. Schiewe thanked many people for a good racing season.

**Agenda Item 12a** – Executive Director's Report – Director May delivered the update that any work that can be done remotely must be done remotely. Will be shifting as much work to remote work as possible.

**Agenda Item 12b** - Executive Director's contract approvals – Mr. May reported the approval of two contracts, one for Avalon Games and another for Scientific Games.

**Agenda Item 12c** - Executive Director's rule making update – Mr. May reported good progress, thanked staff for their work. The next step will be to present the rules draft to the racing Committee in October.

**Agenda Item 12d** - Executive Director's other updates – Mr. May reported an upcoming meeting with ARCI and HISA. Mr. May voiced his opinion that the Minnesota Racing Commission is ahead of many other jurisdictions.

**Agenda Item 13** - MQHRA/MTA/MHRI/MNHBPB Reports

Minnesota Harness Racing, Inc. – Ms. Dessert voiced appreciation to all who could attend and present trophies at Night of Champions. Ms. Dessert mentioned the upcoming yearling sales and voiced MHRI's commitment to support racing and make racing better. Thanked Deputy Director Schiewe.

Minnesota Horsemen's Benevolent and Protective Association – Mr. Cronin expressed his appreciation for Dr. Hovda. Presented the Furlong Learning video. Commissioner Columbo expressed her appreciation the program and asked about funding. Mr. Cronin responded that they are funded for the rest of this year but would need additional funds to expand the program. Chair McArdle praised the program. Dr. Hovda expressed her appreciation for the effects of the program on the children.

**Agenda Item 14** - Announce Future Meetings: The next Full Commission Meeting will take place Thursday, October 21st, 2021, 4:00 p.m. CDT at a location that is to be determined.

**Agenda Item 15** - Adjournment: Chair McArdle adjourned the meeting at 5:41 p.m. CDT

ADOPTED THIS DAY OF \_\_\_\_\_, 2021 BY A QUORUM OF THE MINNESOTA RACING COMMISSION.

# Item 5

# Rulemaking Authorizing Resolution

**CERTIFICATE OF THE MINNESOTA RACING COMMISSION**

**AUTHORIZING RESOLUTION TO PROCEED WITH RULEMAKING AND PUBLISH  
REQUEST FOR COMMENTS**

**Proposed Amendments to Rules Governing Horse Racing, Televised Horse Racing Days,  
Assignment of Horse Racing Days; and Pari-Mutuel Rules, Chapters 7871, 7872, 7873;  
Revisor's ID Number R-04730**

I, Camille McArdle, certify that I am the Chair of the Minnesota Racing Commission, a board authorized under the laws of the State of Minnesota; that the following is a true, complete, and correct copy of a resolution adopted at a properly convened meeting on October 21, 2021; that a quorum was present; and that a majority of those present voted for the resolution, which has not been rescinded or modified. The Commission resolved the following resolution:

**To authorize Steve May, the Executive Director, to begin the rulemaking process to update the Commission's rules relating to Televised Horse Racing Days, Assignment of Horse Racing Days and Pari-Mutuel Rules, as reasonable and necessary, by publishing a Request for Comments in the State Register. The Executive Director must also give notice to all persons who have registered their names with the Commission to be notified of rulemaking proceedings.**

---

Date

---

Camille McArdle, Chair  
Minnesota Racing Commission



# Item 6

# Racetrack Status Reports



## Canterbury Park - September 2021 Minnesota Racing Commission Status Report

### Summary of Canterbury Park Card Casino Operations

Business Segment	2021		2020		2019		% Comparison				
	September	Year-to-Date	September	Year-to-Date	September	Year-to-Date	September 2020	2020 Year-to-Date	September 2019	2019 Year-to-Date	Segment
Table Games	\$2,472,612	\$20,820,629	\$1,963,411	\$11,870,551	\$1,913,767	\$18,266,839	25.93%	75.40%	29.20%	13.98%	Table Games
Poker	\$798,255	\$6,388,317	\$591,529	\$3,677,423	\$778,506	\$7,084,064	34.95%	73.72%	2.54%	-9.82%	Poker
<b>Total Card Casino Revenue</b>	<b>\$3,270,867</b>	<b>\$27,208,946</b>	<b>\$2,554,940</b>	<b>\$15,547,974</b>	<b>\$2,692,273</b>	<b>\$25,350,903</b>	<b>28.02%</b>	<b>75.00%</b>	<b>21.49%</b>	<b>7.33%</b>	<b>Total CC</b>

### Summary of Canterbury Park Player Pool

CPE Minimum Player Pool Balance	Jackpot Balances	\$621,843	25% MVP Balance	\$146,242	.25% Trailing TG Revenue	\$64,516	
					CPE Minimum Player Pool Balance 9/30/21	\$832,601	
CPE Maximum Player Pool Balance	Jackpot Balances	\$621,843				6% Trailing TG Revenue	\$1,548,373
					CPE Maximum Player Pool Balance 9/30/21	\$2,170,216	
CPE Actual Player Pool Balance						CPE Actual Player Pool Balance as of 9/30/2021	\$1,175,345

### Summary of Canterbury Park Pari-Mutuel Operations

Business Segment	2021		2020		2019		% Comparison				
	September	Year-to-Date	September	Year-to-Date	September	Year-to-Date	September 2020	2020 Year-to-Date	September 2019	2019 Year-to-Date	Segment
Live Handle	\$1,312,632	\$8,469,777	\$718,354	\$3,690,732	\$1,265,721	\$10,628,839	82.73%	129.49%	3.71%	-20.31%	Live Handle
Simulcast Handle	\$1,552,820	\$15,303,329	\$1,947,831	\$11,206,283	\$1,983,966	\$20,465,610	-20.28%	36.56%	-21.73%	-25.22%	Simulcast
<b>Total On-Track PM Handle</b>	<b>\$2,865,452</b>	<b>\$23,773,106</b>	<b>\$2,666,185</b>	<b>\$14,897,014</b>	<b>\$3,249,687</b>	<b>\$31,094,449</b>	<b>7.47%</b>	<b>59.58%</b>	<b>-11.82%</b>	<b>-23.55%</b>	<b>Total On-Track</b>
Out-of-State Handle	\$12,371,597	\$82,391,221	\$12,348,033	\$64,909,091	\$3,829,204	\$30,005,461	0.19%	26.93%	223.09%	174.59%	Out-of-State

### Summary of Canterbury Park & SMSC Purse Accounts

Beginning CPE TB Purse Balance	9/1/2021	\$1,989,430.44
Live Racing Purse Earnings		\$109,033.47
CPE Simulcast Purse Earnings (85% During Mixed Meet)		\$62,408.55
Running Aces Simulcast Purse Earnings		\$22,192.89
Card Casino Purse Earnings (91%)		\$375,037.62
Out-of-State Host Fee Purse Earnings		\$185,937.31
ADW Purse Earnings from Prior Month (6% of 82%)		\$37,742.32
Interest Earned (Service Charges)		\$39.52
(Minnesota HBPA Admin Fees Paid)		(\$20,000.00)
(Thoroughbred Purse Transfers)		(\$716,998.00)
Ending CPE TB Purse Balance	9/30/2021	\$2,044,824.12
Ending CPE TB Purse Balance	9/30/2020	\$1,303,755.99
Ending CPE TB Purse Balance	9/30/2019	(\$912,622.60)
CPE TB Purse Balance Difference 2021 vs 2020		\$741,068.13
CPE TB Purse Balance Difference 2021 vs 2019		\$2,957,446.72

Beginning CPE QH Purse Balance	9/1/2021	\$317,249.25
Live Racing Purse Earnings		\$1,227.57
CPE Simulcast Purse Earnings (15% During Mixed Meet)		\$6,916.31
Running Aces Simulcast Purse Earnings		\$1,005.48
Card Casino Purse Earnings (9%)		\$37,091.63
Out-of-State Host Fee Purse Earnings		\$2,431.44
ADW Purse Earnings from Prior Month (50% of 18%)		\$6,182.76
Interest Earned (Service Charges)		\$0.00
(MN Quarter Horse Racing Association Admin Fees Paid)		\$0.00
(Quarter Horse Purse Transfers)		(\$88,400.00)
Ending CPE QH Purse Balance	9/30/2021	\$283,704.44
Ending CPE QH Purse Balance	9/30/2020	\$225,358.70
Ending CPE QH Purse Balance	9/30/2019	(\$45,902.72)
CPE QH Purse Balance Difference 2021 vs 2020		\$58,345.74
CPE QH Purse Balance Difference 2021 vs 2019		\$329,607.16

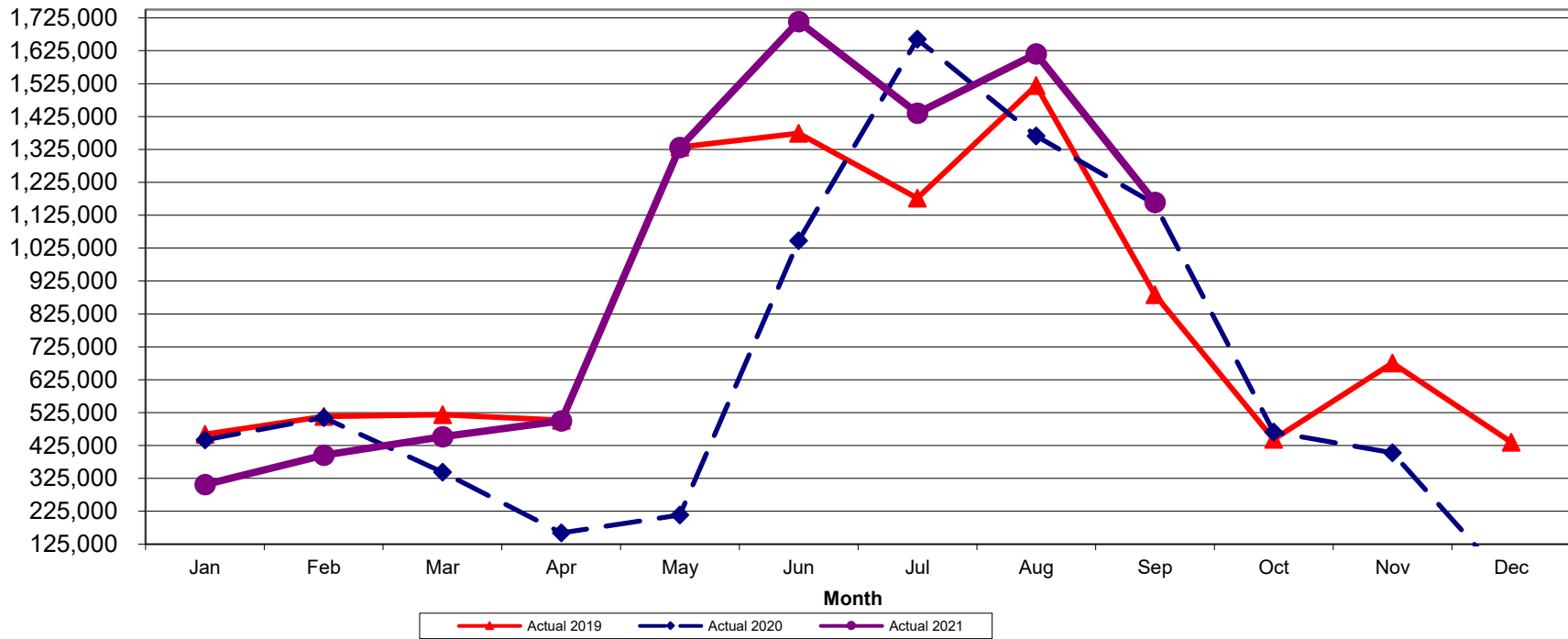
Beginning SMSC TB Purse Balance	9/1/2021	\$1,098,548.70
SMSC Contributions & Interest Earnings (89%)		\$27.31
SMSC Thoroughbred Purse Paid		(\$1,019,025.00)
Marketing Fund Transfers (89%)		\$0.00
Ending SMSC TB Purse Balance	9/30/2021	\$79,551.01
Ending SMSC TB Purse Balance	9/30/2020	\$37.26
Ending SMSC TB Purse Balance	9/30/2019	\$639,589.41
SMSC TB Purse Balance Difference 2021 vs 2020		\$79,513.75
SMSC TB Purse Balance Difference 2021 vs 2019		(\$560,038.40)

Beginning SMSC QH Purse Balance	9/1/2021	(\$40,513.82)
SMSC Contributions & Interest Earnings (11%)		\$3.37
SMSC Quarter Horse Purse Paid		(\$39,000.00)
Marketing Fund Transfers (11%)		\$0.00
Ending SMSC QH Purse Balance	9/30/2021	(\$79,510.45)
Ending SMSC QH Purse Balance	9/30/2020	\$4.61
Ending SMSC QH Purse Balance	9/30/2019	\$271,917.68
SMSC QH Purse Balance Difference 2021 vs 2020		(\$79,515.06)
SMSC QH Purse Balance Difference 2021 vs 2019		(\$351,428.13)

**CANTERBURY PARK - CPE**  
**Pari-Mutuel Revenue - Trend**

	<u>Jan</u>	<u>Feb</u>	<u>Mar</u>	<u>Apr</u>	<u>May</u>	<u>Jun</u>	<u>Jul</u>	<u>Aug</u>	<u>Sep</u>	<u>Oct</u>	<u>Nov</u>	<u>Dec</u>	<u>YTD Total</u>
Actual - 2019	459,020	513,260	518,529	502,265	1,331,695	1,374,116	1,176,584	1,519,150	883,107	444,188	675,662	435,368	<u>8,277,726</u>
Actual - 2020	441,696	509,949	344,381	159,865	213,522	1,047,197	1,660,012	1,365,475	1,159,045	466,131	402,863	-	<u>6,901,142</u>
Actual - 2021	306,119	395,952	451,773	499,702	1,331,141	1,713,897	1,435,469	1,615,458	1,164,446				<u>8,913,957</u>

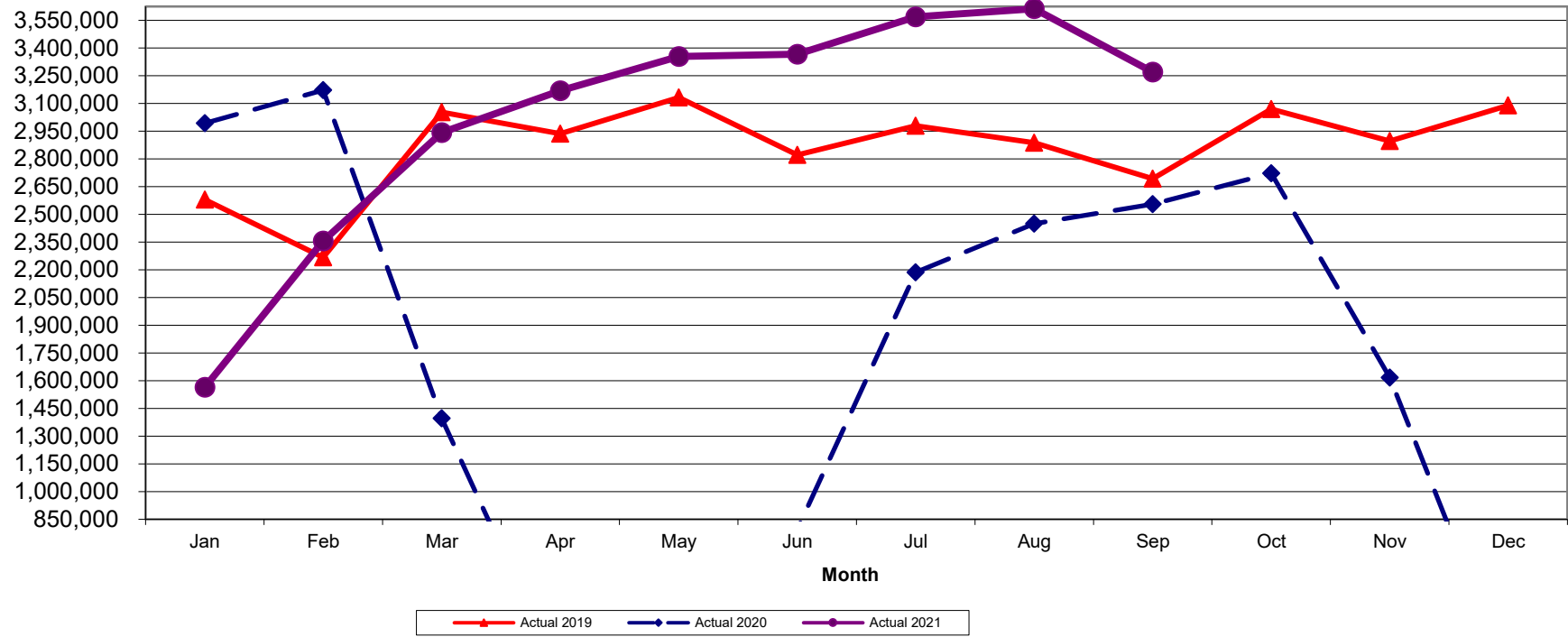
**PARI - MUTUEL REVENUES**



**CANTERBURY PARK - CPE**  
**Card Casino Revenue - Trend**


	<u>Jan</u>	<u>Feb</u>	<u>Mar</u>	<u>Apr</u>	<u>May</u>	<u>Jun</u>	<u>Jul</u>	<u>Aug</u>	<u>Sep</u>	<u>Oct</u>	<u>Nov</u>	<u>Dec</u>	<u>YTD Total</u>
Actual - 2019	2,579,696	2,266,974	3,053,294	2,936,958	3,132,286	2,821,761	2,979,571	2,888,090	2,692,274	3,069,283	2,896,583	3,089,426	<u>25,350,904</u>
Actual - 2020	2,992,752	3,172,174	1,396,246	-	-	795,194	2,186,413	2,450,255	2,554,940	2,721,436	1,616,452	-	<u>15,547,974</u>
Actual - 2021	1,564,348	2,356,728	2,943,218	3,168,717	3,354,977	3,366,893	3,569,266	3,612,728	3,270,867				<u>27,208,946</u>

**CARD CASINO REVENUES**



# CANTERBURY PARK

## 2021 Meet Analysis Compared to 2020 and 2021 Live Meets



### Total Meet To Date

	2021 Full Meet	2020 Full Meet	2019 Full Meet	2021 vs 2020		2021 vs 2019	
				Amount	%	Amount	%
Race Days	65	53	66	12	22.6%	(1)	-1.5%
Quarter Horse Races	76	66	100	10	15.2%	(24)	-24.0%
Thoroughbred Races	539	433	534	106	24.5%	5	0.9%
<b>Total Races</b>	<b>615</b>	<b>499</b>	<b>634</b>	<b>116</b>	<b>23.2%</b>	<b>(19)</b>	<b>-3.0%</b>
<b>Total Attendance</b>	<b>N/A</b>	<b>N/A</b>	<b>435,087</b>	<b>N/A</b>	<b>N/A</b>	<b>N/A</b>	<b>N/A</b>
<b>Handle:</b>							
Live On-Track	\$ 8,469,778	\$ 3,690,732	\$ 10,628,839	\$4,779,046	129.5%	(\$2,159,061)	-20.3%
Out-of-State	82,419,009	64,697,772	30,005,461	\$17,721,237	27.4%	\$52,413,548	174.7%
<b>All-Sources Live Racing</b>	<b>\$90,888,787</b>	<b>\$68,388,504</b>	<b>\$40,634,300</b>	<b>\$22,500,283</b>	<b>32.9%</b>	<b>\$50,254,487</b>	<b>123.7%</b>

### Meet Averages

	2021 Full Meet	2020 Full Meet	2019 Full Meet	2021 vs 2020		2021 vs 2019	
				Amount	%	Amount	%
<b>Daily Attendance:</b>	<b>N/A</b>	<b>N/A</b>	<b>6,592</b>	<b>N/A</b>	<b>N/A</b>	<b>N/A</b>	<b>N/A</b>
<b>Daily Handle:</b>							
Live On-Track	\$ 130,304	\$ 69,636	\$ 161,043	\$60,668	87.1%	(\$30,739)	-19.1%
Out-of-State	1,267,985	1,220,713	454,628	\$47,272	3.9%	\$813,357	178.9%
<b>All-Sources (Live Racing)</b>	<b>\$1,398,289</b>	<b>\$1,290,349</b>	<b>\$615,671</b>	<b>\$107,940</b>	<b>8.4%</b>	<b>\$782,618</b>	<b>127.1%</b>
<b>Per Race Handle:</b>							
Live On-Track Handle	\$ 13,772	\$ 7,396	\$ 16,765	\$6,376	86.2%	(\$2,993)	-17.9%
Out-of-State Handle	134,015	129,655	47,327	\$4,360	3.4%	\$86,687	183.2%
<b>All-Sources Live Racing</b>	<b>\$147,787</b>	<b>\$137,051</b>	<b>\$64,092</b>	<b>\$10,736</b>	<b>7.8%</b>	<b>\$83,695</b>	<b>130.6%</b>
<b>Per Starter Handle:</b>							
Live On-Track Handle	\$ 1,893	\$ 1,020	\$ 2,294	\$873	85.6%	(\$401)	-17.5%
Out-of-State Handle	18,422	17,882	6,476	\$540	3.0%	\$11,945	184.4%
<b>All-Sources Live Racing</b>	<b>\$20,315</b>	<b>\$18,902</b>	<b>\$8,771</b>	<b>\$1,413</b>	<b>7.5%</b>	<b>\$11,544</b>	<b>131.6%</b>

### Purses and Starters

	2021 Full Meet	2020 Full Meet	2019 Full Meet	2021 vs 2020		2021 vs 2019	
				Amount	%	Amount	%
Thoroughbred Purses Paid	\$13,838,803	\$9,286,418	\$13,300,458	\$4,552,385	49.0%	\$538,345	4.0%
Quarter Horse Purses Paid	\$1,719,899	\$1,141,771	\$1,760,034	\$578,128	50.6%	(\$40,135)	-2.3%
<b>Total Purses Paid</b>	<b>\$ 15,558,701.50</b>	<b>\$ 10,428,189</b>	<b>\$ 15,060,492</b>	<b>\$5,130,513</b>	<b>49.2%</b>	<b>\$498,210</b>	<b>3.3%</b>
Purses Paid Per Race Day	\$ 239,365	\$ 196,758	\$ 228,189	\$42,606	21.7%	\$11,175	4.9%
Thoroughbred Purses Paid Per Race	\$ 25,675	\$ 21,447	\$ 24,907	\$4,228	19.7%	\$768	3.1%
Quarter Horse Purses Paid Per Race	\$ 22,630	\$ 17,300	\$ 17,600	\$5,331	30.8%	\$5,030	28.6%
<b>All-Breed Purses Paid Per Race</b>	<b>\$28,866</b>	<b>\$24,084</b>	<b>\$28,203</b>	<b>\$4,782</b>	<b>19.9%</b>	<b>\$663</b>	<b>2.3%</b>
Unique Horses Starting at Canterbury	<b>1,316</b>	<b>1,136</b>	<b>1,356</b>	<b>180</b>	<b>15.8%</b>	<b>(40)</b>	<b>-2.9%</b>
Count of Horses Claimed at Canterbury	224	123	135	101	82.1%	89	65.9%
Value of Horses Claimed at Canterbury	\$2,111,500	\$1,194,750	\$1,498,750	\$916,750	76.7%	\$612,750	40.9%
Average Claim Price	<b>\$9,426</b>	<b>\$9,713</b>	<b>\$11,102</b>	<b>(\$287)</b>	<b>-3.0%</b>	<b>(\$1,676)</b>	<b>-15.1%</b>
Total Thoroughbred Starters	3,926	3,134	3,873	792	25.3%	53	1.4%
Average Thoroughbred Field Size	<b>7.28</b>	<b>7.24</b>	<b>7.25</b>	<b>0.0</b>	<b>0.6%</b>	<b>0.0</b>	<b>0.4%</b>
Total Quarter Horse Starters	548	484	760	64	13.2%	(212)	-27.9%
Average Quarter Horse Field Size	<b>7.21</b>	<b>7.33</b>	<b>7.60</b>	<b>(0.1)</b>	<b>-1.7%</b>	<b>(0.4)</b>	<b>-5.1%</b>
Total Starters (All Breeds)	4,474	3,618	4,633	856	23.7%	(159)	-3.4%
Average Field Size (All Breeds)	<b>7.27</b>	<b>7.25</b>	<b>7.31</b>	<b>0.0</b>	<b>0.3%</b>	<b>(0.0)</b>	<b>-0.4%</b>
Thoroughbred Dirt Races	324	273	340	51	18.7%	(16)	-4.7%
Thoroughbred Turf Races	180	135	161	45	33.3%	19	11.8%
Thoroughbred Races Off Turf	35	35	33	10	40.0%	2	6.1%

Pages 12-15 have been  
omitted under 2020  
Minnesota Statutes  
Chapter 13D.05

# Item 7

## Staff Reports

Minnesota Racing Commission  
Chief Commission Veterinarian's End of Season Report  
Lynn R. Hovda, RPH, DVM, MS, ACVIM  
October 12, 2021

### **GENERAL COMMENTS**

The racing season at both racetracks was relatively calm, more so at Running Aces Harness Park (RAHP) than Canterbury Park (CBY). Veterinary staffing at Running Aces was solid with Dr. David Radechel, Dr. Raye Taylor, and Dr. Brian Hoefs responsible for most of the effort. Canterbury Park was a bit more hectic, especially when additional races were added to an already full day. Dr. Richard Bowman, Dr. Christy Klatt, and I worked daily and were assisted by Dr. Melissa Adelmann who did TCO<sub>2</sub> testing, and Dr. Tyne Hovda and Dr. Dionne Benson who filled in for vacations. When needed at the end of the season, Dr. Radechel graciously rearranged his schedule and came from Running Aces to assist us. I remain grateful to each one of these very talented veterinarians who work hard every day to ensure the safety of the equine athletes and their riders or drivers. They are the best in their field, care deeply, and come to work each day in with a smile, regardless of the conditions.

Nicole Boentgen, the detention barn supervisor for both racetracks, once again hired an impressive group of veterinary students, pre-veterinary students, veterinary technicians, and skilled horse individuals who worked incredibly hard to make this year successful. Nicole worked mainly from the CBY detention barn and Jeanne French, our mostly retired prior CBY detention barn supervisor, did the training for the RAHP detention barn and assisted there as needed. Due to the abnormal weather conditions this summer the detention barn technicians at both racetracks learned a lot about heat exhaustion, tying up, smoke inhalation, and the many different phases of lameness. Some of the technicians at CBY accompanied us on morning prerace examinations where we spent time not only examining horses but answering their myriad of questions. Like prior years, questions ranged from lameness to reasons for scratching a horse to internships and externships and everything in between.

The veterinary database, used at both racetracks, required only small modifications for the 2021 racing season. Each new horse entering the grounds was added to the database and returning horses were updated for the current season. It is a very large database, and some part of the database was used each day by the veterinary office, racing office, detention barn, furosemide office, stable gate, and practicing veterinarians. It also provides a considerable amount of information that is searched at the conclusion of the season for year end statistics as well as a general inspection and contemplation on how we can do a better job.

### **CANTERBURY PARK SPECIFICS**

The ongoing COVID requirements meant the commission veterinarian's office worked with less direct face to face interaction than "normal" years. We continued our policy of electronic submission for the certificate of veterinary inspection (CVI) and equine infectious anemia (EIA)



documents for each horse. These documents were sent via a specified email address to the veterinarian's office at least 24 hours in advance of arrival. Information was added to a spread sheet that was updated and shared with the stable gate every morning. The concept was sound, but the labor aspect more time consuming than anticipated and information on ship-in horses was often not documented or written over by the stable gate. For the most part, however, it was successful, and our current plan is to repeat the process for the 2022 meet but also return to the use of in and out slips. Other forms, such as private veterinary scratches, claimed horse treatment reports, radiographs, and ultrasounds were submitted via text or general email. A few forms, including those used to add or subtract horses from the furosemide list, required in person distribution by one of the veterinary staff.

The number of private veterinarians practicing on the backside was insufficient for the horse population and there is a need for at least one other independent veterinarian in 2022. Despite six veterinarians licensed to practice on the backside only two of them worked consistently day in and day out. In addition to private practice veterinarians, two human animal chiropractors with appropriate Minnesota approved training provided equine chiropractic care and one veterinarian provided both chiropractic care and acupuncture. All these professionals met with one of the commission veterinarians prior to licensing to discuss any changes in rules that might affect their practice.

Transition to the Incompass System pre-race examination module was completed this year. Pre-race data was entered into the module either at the time of the examination using a handheld tablet or transferred from exam cards to the database once back in the office. In addition to entering our findings, use of the module allowed us to see prior examinations done by veterinarians in other jurisdictions and access other information such as prior time on the veterinarian's list, abnormal horse behavior (strikes, bites, kicks), and odd conformation or locomotion. The tablets use a Wi-Fi signal, which is not strong in all barns, especially during inclement weather, so the use of examination cards currently remains necessary for some race days.

The Mortality Review Committee met several times to examine the circumstances surrounding non recoverable (catastrophic) equine injuries that occurred during training and racing. The goal of this committee was to allow a free exchange of information. Each trainer or assistant trainer was asked to participate by telephone. Steward Greg Hosch, chair of the committee, interviewed the jockeys and provided race related information, Andrew Offerman, Canterbury Park Senior Director of Racing, provided past performances, race information, and track conditions and I interviewed the practicing veterinarian and provided postmortem information. The committee has met for five years and as I stated last year, it is obvious that some trainers are not doing a good job with record keeping or understanding many of the medications they are giving their horses. This may change as we move towards required trainer continuing education (CE).

Communications are a vital part of our job and even though 2 of the 3 Stewards were new to the Minnesota Racing Commission this year, within a few weeks we all managed to know and understand each department's specific needs. There are many moving parts to each of our departments and working through them required effort on both sides. I am thankful to Chief

Steward, Randy Blaseg, for always answering his phone, regardless of the time, and to all the Stewards for providing a wall of support for the veterinarian's office.

The last two days of racing were a challenge for the veterinary office and detention barn. The sheer number of horses entered, as well as the number of races carded/day, made pre-race examinations far more taxing and time consuming. Staffing in the detention barn was a bit problematic as some of the technicians were no longer available and three of the technicians were still dealing with furosemide administration long after the races had started. Good communication with the Stewards helped immensely and regardless of the difficulties, every horse was examined, monitored, and tested appropriately.

Both the horse ambulances will require some maintenance this year. The small ambulance is used as a backup ambulance during racing and to transport deceased horses to the diagnostic laboratory for postmortem examinations. It will need a through acid wash inside and out and any malfunctioning equipment replaced. The ramp on the large horse ambulance has a wooden core that is rotting, and this must be fixed prior to next season so a horse doesn't put a foot through it while loading. Finally, the large horse ambulance needs "smart box" to ensure that the generator is on to power the air pump and air conditioner.

The four-year cumulative statistics provides a general overview of racing and regulatory control. The shortened race season in 2020 made a side-by-side analysis difficult so rather than try and compare things, I have just made some comments.

- Veterinarian's List. This provides a summary of all the horses placed on the Veterinarian's List at Canterbury Park in 2021. Of the 234 horses, about 25% (55 horses), were injured. This is a relatively static number when the past four years of data is analyzed. It is interesting to note that despite the restrictions put on furosemide (Lasix) administration, the number of horses described as having "bled" remained low.
- Scratches. The commission veterinarians recommended to the stewards that 133 horses be scratched at the time of their prerace examinations. The majority of these were lame or sore, with a few described as ill or just "not doing right". The number of track scratches (33) was higher than expected with 8 flipping in the gate, 14 flipping in the paddock, and 11 having other problems while on the track. It has long been the policy of our office to recommend a scratch for any horse that rears and hits its head or falls and hits its head. This accounted for almost all of the gate and paddock scratches. The remaining 11 were scratched for a variety of reasons, primarily related to getting loose from the handler or pony and throwing themselves on the ground, jumping an outside rail, hitting stationary objects, running back to the barn, and in general just misbehaving. One would think that these were all younger horses, but on the contrary all ages of horses were involved.
- Workouts. Sixty-three horses had official timed workouts in front of a commission veterinarian with 57 horses ultimately released to enter a race. Of the six horses that were not released, five were lame (3 working from veterinarian's list and 2 off for more than a year) and one was very slow and did not make time (off for more than a year). In the

remaining group of 57, 16 had not raced for more than a year and 15 were four-year-old or older first-time starters. An additional 26 horses worked to be removed from the veterinarian's list. Each horse was examined by a private veterinarian within 48 hours prior to the work, was observed by a commission veterinarian during a timed workout, underwent a post-workout examination, and had a negative laboratory test for medications prior to being allowed to enter.

- **Medication Rulings.** The number of medication violations is extremely low with only two violations (medroxyprogesterone acetate and clenbuterol). The Stewards and I spent considerable time educating the trainers and veterinarians on medication rules and provided them with both printed and online material. In addition to the trainer's and veterinarian's manuals, specific material on how to navigate the NSAID and corticosteroid rule changes was provided.
- **Deceased Horses.** Regardless of how it occurs, each horse that dies or is euthanized represents a personal failure for us. I repeat this every year, but zero is and will always be our goal. For each deceased horse, we spend countless hours palpating limbs, looking at race videos, examining necropsy reports, and contemplating what changes can be made to improve the outcome. As with other years, the number of racing related deaths was low with 6 non-recoverable injuries during racing and 4 in training. Hair samples from all deceased horses were submitted to Industrial Laboratories for general screening and submitted to the veterinary college for inclusion in their cardiac study.
- **Detention barn.** As with prior years, the detention barn experienced some late season staffing issues, but otherwise continued to be very well run and consistent from day to day. The number of claimed horses (217) was larger than any time in recent history. Each claimed horse was kept in the detention barn for one full hour, monitored for evidence of lameness, and released to the new trainer if no issues were noted or if the trainer had signed a waiver stating the horse would be taken regardless of the outcome. Six horses were lame or unsound and those claims were voided by the Stewards and one claim was subsequently voided due to a medication violation. Every horse in the detention barn was examined for whip welts, with 11 instances reported to the Stewards.
- **Special samples.** Special samples were submitted for a variety of different reasons. Many of them were taken after a horse had worked to be removed from the Veterinarian's List, had not raced for more than a year, or was a 4-year-old or older first-time starter. Blood from these horses was drawn after cooling out and submitted for complete analysis. Most of the hair samples were obtained and submitted 14 days prior to QH trials or a QH stakes race for analysis of clenbuterol and albuterol since these are prohibited substances with long lasting effects but are only present in urine for 10 to 14 days.

## **RUNNING ACES HORSE PARK SPECIFICS**

For the most part there were very few issues at RAHP. The lack of effective stable gate security continued to be a problem at times, but there was improvement over prior years. There were also issues with not having enough security personnel available for monitoring horses during the overnight hours or for horses put in detention by Judge Corey.

The Judges, under the leadership of Robert Corey, did an exceptional job of laying out expectations to the horsemen/women. This began with a group “meet and greet” prior to the onset of racing and continued through the entire meet. Maintaining good and consistent communications between the Judges, veterinarians, and trainers was a priority throughout the meet and I personally appreciate Judge Corey’s open-door policy.

Safety “kick protection” structures were added to the detention barn stalls this year. These are wooden structures that allow a technician or veterinarian to move safely away from a horse that is poorly behaved. The presence created some early angst among the horsemen/women but continued use and modification on how the horses were handled quelled most of the concerns.

A few improvements need to be made. Two large overhead fans need to be added to the detention barn to circulate air and keep the temperature down on hot days. This is especially important if the early post time is continued. The small, outside structure used by the track veterinarian during racing needs to be cleaned and refurbished. This was not accomplished last year and has become a priority for 2022.

#### **From the statistics:**

- Veterinarian’s List. The number has remained consistent for the past three years, but the distribution has changed. This year more horses (19) were found to be unsound; and illness, always variable number, was increased. Similar to other years and despite restrictions placed on the use of furosemide, only one horse was described as a “bleeder”.
- Medication Violations. Industrial Laboratories reported 7 findings. Three were post-race overages of permitted medications with a threshold (3-hydroxylicocaine, omeprazole, triamcinolone), two were post-race findings for a prohibited substance (aminocaproic acid), and two occurred during out-of-competition hair testing for prohibited substances (clenbuterol). Rulings with fines or warnings were issued for all seven violations.
- TCO<sub>2</sub> Testing. The number of total carbon dioxide (TCO<sub>2</sub>) samples returned to a manageable level with an average TCO<sub>2</sub> of 30.57 and a range of 22.4 to 37.7. Early in the season, the levels were much higher than warranted primarily due to abuse/misuse of sodium bicarbonate and other alkalizing agents by several trainers. These substances are generally administered 4 to 6 hours prior to racing to manage or prevent lactic acidosis. They are not without adverse effects and the use has been regulated by rule for several years. Some of the trainers consistently had very high pre-race TCO<sub>2</sub> samples, a few of them over the violation limit of 37 mMoles/L. Industrial Labs was unable to report these as a violation due to the measurement uncertainty (MU) associated with testing. Barn searches resulted in the confiscation of many illicit products and trainer

education was stepped up to help with compliance. The combination of these things helped to lower and maintain acceptable concentrations.

- Hair Samples: Twenty hair samples were taken for out of competition testing (OCT). This type of testing is performed to test for prohibited medications such as clenbuterol, growth hormone, erythropoietin (EPO), and others that cannot be found on routine post-race testing. Two of these samples were positive for clenbuterol.
- Claimed Horses: The number of claimed horses (25) is relatively constant on a year-by-year basis. A single horse was found to be unsound, and that claim was voided.
- No race related deaths occurred during 2021 and the horse ambulance was used only one time.

I would like to thank you once again for providing me with the opportunity to be the Chief Commission Veterinarian. Representing the Minnesota Racing Commission is an honor that I do not take lightly. Despite all the challenges, 2021 was a very successful racing season and I look forward to 2022.

A handwritten signature in cursive script that reads "Lynn R. Hovda". The ink is dark and the signature is centered on the page.

Lynn R. Hovda, RPH, DVM, MS, DACVIM

MINNESOTA RACING COMMISSION VETERINARY DEPARTMENT  
 2018 - 2021 RACING SEASON STATISTICS: THOROUGHBRED/QUARTER HORSE DATA  
 October 5, 2021

	2021	2020	2019	2018
TB/AR/QH ON GROUNDS	1415	1285	1486	1512
RACE DAYS (TOTAL)	65	53	66	69
RACE DAYS (TB)	64	49	65	69
RACE DAYS (QH)	28	18	41	52
TOTAL TB/QH STARTS	4474	3618	4633	5074
STARTERS (TB)	3926	3134	3873	4252
# OF RACES (TB)	539	433	534	563
STARTERS / RACE (TB)	7.28	7.24	7.25	7.55
STARTERS (QH)	548	484	760	822
# OF RACES (QH)	76	66	100	107
STARTERS / RACE (QH)	7.21	7.33	7.60	7.68
PRE-RACE EXAMINATIONS	4640	3764	4784	5275
VETERINARIAN SCRATCHES	166	151	151	201
PRE-RACE EXAM SCRATCHES	133	131	129	165
TRACK SCRATCHES	33	20	22	36
-FLIPPED IN GATE	8	12	7	18
-FLIPPED IN THE PADDOCK	14	4	7	7
-OTHER (ON TRACK)	11	4	8	11
STEWARD SCRATCHES	222	160	166	182
TOTAL ON VETERINARIAN'S LIST	234	220	249	288
TB ON VETERINARIANS' LIST	207	188	205	247
QH ON VETERINARIAN'S LIST	27	32	44	41
DUE TO: BLED	14	12	21	13
DUE TO: ILLNESS	86	78	94	128
DUE TO: INJURED	55	49	43	64
DUE TO: UNSOUND	56	52	61	56
DUE TO: MEDICATION PROBLEM	6	4	2	2
DUE TO: NON-ILLNESS	17	25	28	25
FUROSEMIDE				
TB/AR/QH STARTERS ON FUROSEMIDE	3919	3488	4483	4946
% OF TOTAL STARTERS ON FUROSEMIDE	87%	96.5%	97%	97%
% OF TB STARTERS ON FUROSEMIDE	91%	97%	97%	98%
% OF QH STARTERS ON FUROSEMIDE	62%	93%	96%	95%
ADDITIONAL FUROSEMIDE	-	-	81	123
TOTAL TB/AR/QH WORKOUTS	63	60	59	55
QUARTER HORSES	1	2	6	11
THOROUGHBREDS	62	58	53	44
CORNELL COLLAR	0	2	0	0
WORKOUTS FOR HORSES OFF > 1 YEAR	19	35	19	23
WORKOUTS TO GET OFF VETS LIST	29	13	25	32

WORKOUTS 4 YR & UP FIRST TIME STARTER	15	10	15	-
HORSES WORKING ON THE RACETRACK	4422	3949	5118	5201
TOTAL # OF WORKS – 3 FURLONGS	825	758	967	1120
TOTAL # OF WORKS – 4 FURLONGS	2475	2127	2756	2697
TOTAL # OF WORKS – 5 FURLONGS	932	905	1010	1014
AVERAGE TIME FOR 4 FURLONGS	49.63	49.61	49.71	49.74
AVERAGE TIME FOR 5 FURLONGS	1:01.36	1:02.24	1:01.45	1:02.06
AVERAGE TIME FOR 220 YDS (QTR HORSES)	12.11	12.23	12.00	12.22
ESTIMATED TOTAL # OF HORSES TRAINING ON THE TRACK (SEASON)	38,821	N/A	N/A	39,996
MEDICATION RULINGS - VIOLATIONS & WARNINGS	2	4	5 (2 +3)	6
ACEPROMAZINE	-	-	-	-
BETAMETHASONE	-	-	-	-
BUTORPHANOL	-	-	-	-
CAFFEINE / THEOBROMINE	-	-	-	-
CARDARINE	-	-	-	1
CLENBUTEROL	1	-	-	-
DEXAMETHASONE	-	-	1	2
DMSO	-	-	-	-
EPO	-	-	-	-
ETHYL GLUCURONIDE	-	-	-	-
FLUMETHASONE	-	-	-	-
FLUNIXIN (total number)	-	1	-	-
-Overages	-	1	-	-
-None present in sample	-	-	-	-
FLUPHENAZINE	-	-	-	-
FUROSEMIDE	-	-	-	-
HYDROCORTISONE SUCCINATE	-	-	-	-
3 – HYDROXYLIDOCAINE	-	2	-	-
KETOPROFEN (total number)	-	-	-	-
-Overages	-	-	-	-
-None present in sample	-	-	-	-
LEVAMISOLE	-	-	-	1
LIDOCAINE	-	-	-	-
MEDROXYPROGESTERONE ACETATE	1	1	-	-
METHAMPHETAMINE	-	-	-	-
METHYLPREDNISOLONE	-	-	-	-
METHOCARBAMOL	-	-	-	-
NAPROXEN	-	-	-	-
PEMOLINE	-	-	-	2
PHENYLBUTAZONE	-	-	1	-
PREDNISONE	-	-	-	-
PROMAZINE	-	-	-	-
PSEUDOEPHEDRINE/NORPSEUDOEPHEDRINE	-	-	-	-
RACTOPAMINE	-	-	-	-

RANITIDINE	-	-	-	-
SILDENAFIL	-	-	-	-
TCO2	-	-	-	-
TRIAMCINOLONE	-	-	-	-
TRICHLORMETHIAZIDE	-	-	-	-
XYLAZINE	-	-	-	-
OTHER MEDICATIONS	-	-	-	-
WARNINGS (Total)	-	-	3	-
CLENBUTEROL (Hair)	-	-	1	-
PHENYLBUZAZONE	-	-	-	-
RANITIDINE (Post-workout)	-	-	2	-
OTHER VETERINARY VIOLATIONS	-	-	-	-
LATE FOR LASIX	-	-	-	-
DVM	-	-	-	-
IMPROPERLY LABELLED MEDICATION	-	-	-	-
RESEARCH (QA) SAMPLES	4	2	16	17
AMBULANCE USED (TOTAL)	34	42	33	52
FROM TRACK	24	29	28	38
Main Track	21	26	20	29
Turf Track	3	3	8	9
FROM TEST BARN	4	6	2	7
FROM OTHER	6	7	3	7
DECEASED HORSES	14	16	13	16
TRACK RELATED	6	8	7	8
Dirt	6	7	4	6
Turf	0	1	3	2
TRAINING RELATED	4	3	2	3
ILLNESS RELATED	1	4	1	3
OTHER	3	1	3	2
TEST BARN				
TOTAL # (ALL BREEDS) TESTED	1443	1179	1478	1570
TOTAL # THOROUGHBREDS TESTED	1280	1031	1247	1320
TOTAL # QUARTER HORSES TESTED	169	148	231	250
#NO URINE COLLECTED - THOROUGHBRED	77	44	76	120
#NO URINE COLLECTED - QUARTER HORSE	7	12	12	10
TOTAL # BLOOD SAMPLES	1443	1179	1478	1570
TOTAL # URINE SAMPLES	1280	1044	1315	1360
TOTAL # BICARBONATE SAMPLES	471	306	481	509
AVERAGE BICARBONATE LEVEL (mMol/L)	30.2	31.05	30.7	29.8
BICARBONATE - RANGE	21.2 – 38.6	25.4 –36.7	24.9 – 35.8	20.4 – 36.4
COBALT – NUMBER TESTED	-	102	71	39
COBALT – AVERAGE	-	2.39	3.16	2.61
COBALT – RANGE	-	< 1 – 9.88	<1.00 – 9.17	<1 – 6.21
CLAIMS (TESTED)	217	123	137	127
CLAIMS - VOIDED	7	-	2	1



SPLIT SAMPLES	1	3	1	5
SPECIAL SAMPLES	161	177	270	130
-Other / Out of Competition – Blood	3	5	54	-
-Other / Out of Competition - Hair	39	24	69	-
-Veterinarians - Workouts	57	51	50	46
-Veterinarians – Track / Paddock	19	23	21	34
-Steward Request (post-race)	43	74	76	50
OTHER SAMPLES	1	2	1	17
TOTAL COST OF MEDICATION TESTING	\$140,820	\$114,378	\$160,345	\$150,020
OTHER				
CORNELL COLLAR	-	2	-	-
RETIRED HORSES PLACED OR TAKEN IN	18	34	25	42
DISQUALIFICATIONS / PURSE REDISTRIB.	2	3	1	5
SHIP-INS TO RACE	124	79	130	167
SHOCKWAVE TREATMENT	15	19	27	17
EXCESSIVE USE OF THE WHIP	12	21	-	-
WHIP WELTS	11	8	-	-
MISTREATMENT OF HORSE	1	-	-	-
MORTALITY REVIEW VIOLATION	0	1	0	0

# Equine Fatality Summary

2018: 69 Race Days				
		Number of starts	# of musculo-skeletal fatalities	Number of fatalities per 1,000 starts
Age - TB	2	264	-	-
	3	1257	2	1.59
	4+	2731	3	1.10
QH	All	822	1	1.22
Surface	Turf	1378	1	0.73
	Dirt	3696	5	1.35
Distance	5 1/2 or <	1073	-	-
	6-6 1/2 f	1067	2	1.87
	7 1/2 & up	2112	3	1.42
QH	All	822	1	1.22

2019: 66 Race Days				
		Number of starts	# of musculo-skeletal fatalities	Number of fatalities per 1,000 starts
Age - TB	2	181	-	-
	3	1177	2	1.70
	4+	2515	4	1.59
QH	All	760	1	1.31
Surface	Turf	1339	3	2.24
	Dirt	3294	4	1.21
Distance	5 1/2 or <	837	-	-
	6-6 1/2 f	1207	1	0.83
	7 1/2 & up	1829	5	2.73
QH	All	760	1	1.31

2020: 53 Race Days				
		Number of starts	# of musculo-skeletal fatalities	Number of fatalities per 1,000 starts
Age - TB	2	206	1	4.85
	3	865	1	1.16
	4+	2063	4	1.94
QH	All	484	2	4.13
Surface	Turf	1009	1	0.99
	Dirt	2609	7	2.68
Distance	5 1/2 or <	804	2	2.49
	6-6 1/2 f	919	3	3.26
	7 1/2 & up	1411	1	0.71
QH	All	484	2	4.13

2021: 65 Race Days				
		Number of starts	# of musculo-skeletal fatalities	Number of fatalities per 1,000 starts
Age - TB	2	260	-	-
	3	1030	3	2.91
	4+	2636	3	1.14
QH	All	548	-	-
Surface	Turf	1461	-	-
	Dirt	3013	6	1.99
Distance	5 1/2 or <	993	2	2.01
	6-6 1/2 f	1111	2	1.80
	7 1/2 & up	1822	2	1.10
QH	All	548	-	-

Summary - Thoroughbreds			
Year	Number of starts	# of musculo-skeletal fatalities	Number of fatalities per 1,000 starts
2011	3450	4	1.16
2012	3791	7	1.85
2013	4531	5	1.10
2014	4470	6	1.34
2015	4382	7	1.60
2016	4180	6	1.44
2017	4352	9	2.07
2018	4252	5	1.18
2019	3873	6	1.55
2020	3134	6	1.91
2021	3926	6	1.53

Summary - Quarter Horses			
Year	Number of starts	# of musculo-skeletal fatalities	Number of fatalities per 1,000 starts
2011	550	-	-
2012	656	1	1.52
2013	809	-	0.00
2014	701	1	1.43
2015	797	1	1.25
2016	892	-	-
2017	867	1	1.15
2018	822	1	1.22
2019	760	1	1.31
2020	484	2	4.13
2021	548	-	-

National Average - Thoroughbred Only			
Year			Rate
2011			1.88
2012			1.92
2013			1.90
2014			1.89
2015			1.62
2016			1.54
2017			1.61
2018			1.68
2019			1.53
2020			1.41

**MINNESOTA RACING COMMISSION VETERINARY DEPARTMENT**

**RUNNING ACES HARNESS PARK RACING STATISTICS**

**October 12, 2021**

	2021	2020	2019	2018
SB Stall Applications	340	UNK	374	374
STALLS FOR STABLING	231	231	240	240
SHIP IN STALLS	38	38	23	34
STALL APPLICATIONS FOR SHIP-IN STALLS	68	23	17	36
RACE DAYS	54	51	52	52
RACES	466	459	504	512
STARTERS	3222	3429	4050	3765
STARTERS/RACE	6.91	7.47	8.04	7.35
VETERINARIAN SCRATCHES	76	65	69	46
QUALIFIER SCRATCHES	10	16	N/A	7
STEWARDS SCRATCHES	19	21	26	20
TOTAL ALL SCRATCHES	105	102	95	68
TOTAL ON VETERINARIAN'S LIST	99	98	94	69
DUE TO: BLED	1	1	1	3
DUE TO: ILLNESS	39	31	46	30
DUE TO: INJURED	29	33	26	20
DUE TO: NON-ILLNESS	4	4	7	1
DUE TO: MEDICATION PROBLEM	7	12	3	4
DUE TO: UNSOUND	19	17	11	11
QUALIFIERS				
# OF QUALIFIER RACES	52	72	62	53
# OF QUALIFIER ENTRIES	285	442	395	326
# OF QUALIFIER STARTERS	275	426	379	314
# OF HORSES QUALIFIED	229	365	324	256
FUROSEMIDE				
ENTERED TO RUN ON FUROSEMIDE	2297	2484	2749	2831
% RUNNING ON FUROSEMIDE	71%	72%	68%	70%
ADDITIONAL FUROSEMIDE	0	0	26	41
MEDICATION VIOLATIONS & WARNINGS	7	6	4 (1+3)	7
ALTRENOGEST	0	0	1	0
AMBROXEL	0	0	0	0
AMINOCAPROIC ACID	2	0	0	0
BETAMETHASONE	0	0	0	1
CLENBUTEROL	2	2	0	0
COBALT (WARNINGS ONLY IN 2014)	0	0	0	0
DEXAMETHASONE	0	0	0	0
DMSO	0	0	0	0
FLUMETHASONE	0	0	0	0
FLUNIXIN	0	0	0	2
HYDROCORTISONE SUCCINATE	0	0	0	0
HYDROXYLIDOCAINE	1	0	0	0
ISOFLUPREDONE	0	0	0	0
KETOPROFEN	0	0	0	0

**MINNESOTA RACING COMMISSION VETERINARY DEPARTMENT**

**RUNNING ACES HARNESS PARK RACING STATISTICS**

**October 12, 2021**

LEVAMISOLE	0	0	0	0
MEDROXYPROGESTERONE ACETATE	0	2	0	0
METHAMPHETAMINE	0	0	0	0
METHYLPREDNISOLONE	0	0	0	0
METHOCARBAMOL	0	2	0	1
NAPROXEN	0	0	0	0
OMEPRAZOLE / RANITIDINE	1	0	0	0
PHENYLBUTAZONE	0	0	3	3
PREDNISOLONE	0	0	0	0
RACTOPAMINE	0	0	0	0
TCO2	0	0	0	0
THEOPHYLLINE	0	0	0	0
TRIAMCINOLONE	1	0	0	0
TORSEMIDE	0	0	0	0
XYLAZINE	0	0	0	0
WARNINGS	0	0	3	0
OTHER VETERINARY VIOLATIONS	3	6	1	2
DVM Violation	1	0	1	0
Late for furosemide	1	0	0	0
Unlabelled products (trainers)	0	4	0	0
Flunixin administered to 2 year old	0	0	0	1
Health Paper requirements not met	1	2	0	1
AMBULANCE USE	1	1	1	0
FROM TRACK	1	0	1	0
FROM BARN AREA	0	1	0	0
DECEASED HORSES	0	1	0	0
TRACK RELATED	0	0	0	0
ILLNESS	0	1	0	0
TEST BARN				
TOTAL # TESTED	1000	961	1010	1031
BLOOD SAMPLES	1000	961	1010	1031
URINE SAMPLES	723	735	797	793
# NO URINE COLLECTED (Blood only)	277	226	213	238
QUALIFIER BLOOD SAMPLES	31	3	25	33
QUALIFIER URINE SAMPLES	20	3	6	10
SPECIAL BLOOD SAMPLES (DURING RACING)	29	52	15	0
CLAIMS TESTED	25	30	18	20
COBALT SAMPLES	1	90	45	43
MEAN COBALT LEVEL	N/A	3.52	3.42	1.98
COBALT RANGE	N/A	<1-13.6	<1-13	1.0-5.57
OTHER SAMPLES	31	12	44	-
HAIR TOTAL	28	12	22	-
Hair Out of Competition	20			
Hair In Competition	5			

**MINNESOTA RACING COMMISSION VETERINARY DEPARTMENT**  
**RUNNING ACES HARNESS PARK RACING STATISTICS**  
**October 12, 2021**

Hair Recheck	3			
BLOOD - OUT OF COMPETITION	1	0	22	-
OTHER	0	0	0	2
RESEARCH SAMPLES	2	5	4	9
TCO2 SAMPLES	327	721	427	313
AVERAGE TCO2 LEVEL (mMol/L)	30.57	30.87	31.55	29.58
TCO2 SAMPLE RANGE	22.4-37.7	24-37.7	23.8-37.5	24.4-35.7
SPLIT SAMPLES	0	0	0	0
TOTAL COST OF MEDICATION TESTING	\$94,567	\$101,923	\$104,076	\$96,432
OTHER				
CORNELL COLLAR	0	1	3	3
NERVED / PREGNANT	0	0	3	2
DISQUALIFICATION / PURSE REDISTRIBUTION	4	5	0	2
NON-PARIMUTUEL RACE	2	3	7	3
CLAIMS	25	30	18	20
VOIDED CLAIMS	1	0	1	0
SHOCKWAVE	0	0	0	0
MISUSE OF WHIP	19	12	<b>UK</b>	UK

## STEWARDS' END OF MEET REPORT 2021

Thankfully we didn't have to deal with the COVID issues this year at Canterbury Park. The schedule for the 65-day race meet was Tuesdays, Wednesdays, Thursdays, and Sundays. Post times were: Sundays 1pm, Tuesdays Wednesdays Thursdays 5pm.

Canterbury Park Management should be commended for their unique special event days that drew large crowds and I'm certain that management was pleased with the turnout results.

The Lothenbach Stables Inc., trained by Joel Berndt, once again led the owners with 32 victories totaling \$886,904. The leading Thoroughbred trainer was Mac Robertson with 62 victories, making this the 14<sup>th</sup> time he's won the title. The leading Thoroughbred jockey was Lindey Wade with 80 victories. Jason Olmstead won the leading Quarter Horse trainer for the 7<sup>th</sup> time, and Edwin Escobar was the leading Quarter Horse jockey. Tom Maher, whose trainer is Jason Olmstead, was the leading Quarter Horse owner.

The Horse of the Meet was Cinco Star, who is owned by John Mentz of Lakeville, and trained by Mac Robertson. He earned this by winning three times, two of which was the Blair's Cove and Ralph Strangis Stakes races.

We had 217 claims for a total of \$2,031,500 for an average of \$9,426 per claim. 2020 had 123 claims, totaling \$1,194,750, while 2019 had 135, totaling \$1,498,750.

Stewards had a total of 24 objections, 12 of which were inquiries. Five of these ultimately resulted in a disqualification and change in the order of finish. We had five total disqualifications during the race meet.

On July 28<sup>th</sup>, all Thoroughbred races were canceled due to the high heat index, but the Quarter Horse races continued, although with a slight delay.

We had two medication violations, one in a Thoroughbred and one in a Quarter Horse. This makes three years in a row with less than 5 total medication violations.

There were 170 veterinarian scratches, 93 reentries, 18 trainer scratches and 55 stewards' scratches. These numbers do not include also eligible, main track only, and stakes scratches. Of the veterinarian scratches, 7 were in the paddock, 24 were at the gate or in the post parade, and 139 were for other reasons, such as failing the pre-race exam and being sick.

Following is a summation of the 49 Stewards rulings issued to date during the 2021 meet:

### Licensing—

License Eligibility Reinstated	1
Summary Suspension	4

### Jockey—

Careless Riding Suspension	6
Careless Riding Fine	1
Conduct Detrimental to Racing	1
Failure to Appear when Summoned	2
Prohibited Use of Riding Crop—Whip welt	10
Violation of 3-Strike Riding Crop Rule	12

**Trainer—**

Failure to Have Horse Available for Pre-Race Veterinary Exam	1
Failure to Have Horse in Paddock by Designated Time	1
Failure to Honor Commitment to Race	2
Failure to Have Workout on Record Before Race	2
Medication Violation Resulting in Purse Redistribution	2
Safety Protocol Violation	1
Mechanical/Electrical Item Used On Horse on Race Day	1

**Groom—**

Conduct Detrimental to Racing Fine	1
Positive Alcohol Test	1
<b>Total</b>	<b>49</b>

There seems to be a definite need to revamp the timing system for the Thoroughbred races. We had numerous errors, once again this year, throughout the racing season. The GPS system seems to continue to fail as has been noted in previous End of Meet reports.

The Stewards felt it was very difficult to judge mishaps down the backstretch and around the last turn of the turf course given the fact the backstretch camera is designed for the main track only and the view is obstructed by the light poles for the main track.

We the Stewards feel that it is imperative to make arrangements to have a paddock farrier available for each day of racing. This particular position was vacant the entire 2021 racing season and is a position that is required by rule. The lack of a farrier was responsible for a number of late scratches this season.

We also feel that it would be beneficial to not make the final proof of the program until three, at the most four, days prior to race day. This would allow for current past performances to be available on all the horses that are going to be running in those races. We had several instances where horses' previous racing lines were not included in the programs' past performances. A handout was available at the program stands; however, we felt this option was not in the best interests of protecting the betting public given the races are being simulcast throughout the world. We also had on more than one occasion an entrant for the day's races that was omitted entirely from the racing program, even though it was included on the odds board and the management had to pass out flyers to the betting public to make them aware that the horse was in the race.

The trainers seemed to be very responsive to the Meet and Greet meetings held before the meet start held by the Board of Stewards, which allows them to get to know and be introduced or reminded on the rules of the meet. It also gives them an opportunity to ask questions of the Stewards about changes in the rules and seems to be very preventative measure as far as having positive tests. I give full credit to the success of this program to the MRC Veterinarian department because of their excellent open-door policy between veterinarians and trainers, allowing them to refresh on the rules throughout the meet as well.

The MRC Veterinary staff, as always, functioned at an extremely high level with pre-race inspections, morning workouts, Lasix, test barn and daily race day oversight. The test barn staff did an excellent job handling the increase of almost 100 more claims this year than last passing through their gate. The Stewards are very grateful to the MRC Veterinarians for sharing their wisdom and knowledge throughout the race meet. In addition, we are very pleased with the speed with which commission veterinarians make their decisions on the track and in the paddock with recommending scratches to the stewards.



Having the MRC's satellite licensing office on the backside prior to the first race day certainly helped in getting everyone licensed in a timely manner as well.

We are very pleased to inform the Racing Commission that Robbie Junk, the Racing Secretary, and his entire staff, were a pleasure to work with. Canterbury's management again used a double draw day for the Wednesday and Thursday closing days. The Racing Staff did an excellent job and no issues happened with the double draw and 25 races were carded between the last two days.

Starter Darren Hall and his staff did another outstanding job this year. Everyone agrees that he and his staff are great to work with.


Both the main track and the turf course held up well especially with all the changes with the track superintendent's position. At times the main track was posting extremely fast times however, one does not know if it was the track being too fast or a malfunction of the GPS timing system. The turf course appeared to hold up very well since there was 4 and sometimes 5 races held on the turf most days.

Unfortunately, Steward Stan Bowker developed health issues as August turned into September and was unable to continue working as a Steward at Canterbury for the remainder of the meet. We cannot describe how much we appreciate his wisdom and expertise while he was a member of the team. We are grateful to Andrew Offerman, Vice President of Racing Operations at Canterbury, for stepping in for a bit, and Steward Eddie Arroyo, who came up north to finish the race season with us.


Empire Racing Stables LLC is, as of writing this report, under financial investigation on the federal level, and therefore had a receiver (Nauni Manty) appointed to manage their interests in horse racing. We the Stewards are pleased with her quick grasp on the industry that allowed things to continue operating smoothly without interruption or detriment to business here at Canterbury.

The Board of Stewards offers the following recommendations for consideration to improve the conduct and regulatory oversight of the 2022 Canterbury Park race meet.


- Malfunctions of the Teletimer should be addressed.
- A camera should be installed to provide better camera angle down the backstretch of the turf course.



RANDY BLAKE



EDDIE ARROYO



GREG HORSCH

## **FINAL JUDGES REPORT FOR THE 2021 RUNNING ACES MEET**

The fifty-five-day harness racing meet at Running Aces concluded Saturday night October 18 with a 12 race Minnesota Sire Stake “Night of Champions” program. Over \$560,000 in purses were paid out to owners, trainers and drivers who support the stakes program here in Minnesota. First year Director of Racing / Racing Secretary Steve Carpenito has done a very good job of putting together quality racing programs, despite dealing with a horse shortage problem. There has been plenty of action on the track resulting in several close finishes nightly.

The driving colony here at Running Aces is extremely limited in quantity and quality. On most racing nights we only have 8-10 drivers available. This makes it very challenging to put up competent drivers’, so each horse has a fair chance of winning, especially when 10 horse races are carded. We feel limiting the field size to 9 horses per race would be better for everybody.

71 rulings were written during the 2021 racing season, compared to 109 in 2020. 21 rulings written last season were Covid 19 related. Thankfully this season wasn’t adversely affected by the pandemic. 5 rulings were for medication violations. Everyone who participates here are very aware of the strict medication guidelines imposed by the Minnesota Racing Commission. DVM Lynn Hovda and her staff do an excellent job of implementing and administering the medication program to ensure a level playing field.

The trainers and drivers at Running Aces have done a great job in obeying the rules and regulations put forth by the Minnesota Racing Commission and enforced by the board of judges. To have only 70 rulings for a 55-day meet consisting of a total of 482 races is commendable.

23 of the rulings were for whipping violations. The misuse of whips is a major problem for all horse racing jurisdictions across the country, regardless of breed. The United States Trotting Association publishes a list of all rule violations from each track weekly. There are consistently 15 – 20 whipping violations posted each week. Here at Running Aces we have one of the more stringent penalties for whipping violations. It still hasn’t been enough to curtail excessive use of the whips. Two drivers have received a 5-day suspension and a \$500 fine for their third offense during the racing season. As stated in last month’s report, the whips need to be modified using a different material or possibly shortened to lessen the harm they cause when used incorrectly. Presiding Judge Bob Corey has contacted a horse racing tack company to develop a shorter 40-inch whip made of a lighter material for possible use here next year. Whips are not allowed at all in some European countries. Could we possibly consider that approach next season here at Running Aces?

The lines of communication between the management of Running Aces and the judges continues to improve each year. President / CEO Taro Ito is aware of the challenges we face enforcing the rules and regulations and is working with us to make the necessary improvements on the backside.

One area of major concern is security in the stable area. We need qualified security personnel at the stable gate, and more of a presence roaming around the stable area, especially during the hours leading up to post time and during live racing.

More cameras are needed for surveillance throughout the stable area. The cameras need to be positioned so a clear picture of stall activity is available, and they need to be out of reach of the horsemen, so they cannot be unplugged.

There are a few recommendations we believe are necessary to improve the racing product presented to our fans here at Running Aces. Racing three consecutive days rather than the current Tuesday – Thursday – Sunday schedule would be beneficial. This would alleviate horses racing numerous times each week helping the horses to avoid sickness and lameness issues that occur due to being over raced. This also would eliminate having to announce past performance lines, which cannot get in the racing program in time due to the quick turnaround. Many times, the wagering public is unaware of these updated lines which is unfair to those patrons wagering on those races.

We need to have everyone involved in putting on a racing program pass a breath analyzer test before being allowed to work that program. Currently the judges, starter, starting gate driver, paddock judge and drivers are the only ones required to pass the breath analyzer before participating. This needs to be expanded to all veterinarians, test barn supervisors, charter, photo finish technician, and all people operating any machinery on the racetrack.

The rules and regulations governing the Minnesota sired races needs to be reviewed and updated. The “guidelines” currently in place contain too much grey area and were often questioned during the 2021 season.

We would also like to see the “out of competition” testing program expanded giving us the ability to investigate who are training the horses stabled there, plus the ability to test horses stabled elsewhere in Minnesota. This will enable us as regulators to do a better job of policing and enforcing the Minnesota Racing Commission rules. Without the ability to go and check out the farms and training centers, we have no idea of who may be participating behind the scenes. This would help alleviate the “beard” trainers and give us a way to catch those individuals who choose to flirt with illegal medication practices.

In closing the judges feel the 2021 harness racing meet was very successful, and we look forward to the racing in Minnesota to continue to improve each year. We would like to thank the Minnesota Racing Commission for their continued support. Executive Director Steve May, and Deputy Director Bob Schiewe are tremendous to work with, and are always available when we need them.

Here are the stats for September (and the meet)

	MAY(7)	JUNE(13)	JULY(13)	AUGUST(14)	SEPT.(8)	MEET
Avg. Horses in the Box	55	70	71	79	82	72.3
Avg. Races per Card	8.1	8.8	8.6	8.9	9.4	8.8
Avg. Starters per Race	6.9	6.8	7.1	7.5	7.3	7.1
Avg. Handle on Track	\$10,730	\$12,434	\$14,456	\$12,977	\$14,889	\$12,928
Avg. Total Handle	\$152,429	\$163,304	\$152,990	\$134,515	\$137,030	\$145,552
Total Handle	\$1,067,075	\$3,190,030	\$5,025,913	\$6,909,116	\$8,005,354	\$8,005,354

# Item 8

## Deputy Director's Report

## September 2021 Licensing Report

Class C Applications Processed @ Canterbury Park: **34**

Class C Applications Processed @ Running Aces: **47**

Class C Large Gaming/Racing Vendors: **0**

Class C Small Gaming/Racing Vendors: **1**

Class C Non-Gaming/Racing Vendors: **1**

Class C Licensing Fees for September: **\$2,945**

Fingerprint Fees for September: **\$1,275**  
(Fingerprint fees are forwarded to Public Safety for processing reports)

Fines Collect during FY22: **\$18,266**

**Summary of ADW Regulatory Fees Collected by MRC 2018 - 2021**

<b>2018 - 2021 ADW Fees</b>	<b>2018 Total</b>	<b>2019 Total</b>	<b>2020 Total</b>	<b>2021 YTD Total</b>
<b>ADW Wagering Handle</b>	\$ 39,637,196	\$ 41,474,418	\$ 76,059,764	\$ 50,621,550
1% ADW Regulatory Fee	\$ 396,372	\$ 414,744	\$ 760,598	\$ 506,216
25% Breeders Fund Admin Fee	\$ 99,093	\$ 103,686	\$ 190,149	\$ 126,554
0% "Temporary" ADW Regulatory Fee (effective 05/28/2020 to 12/31/2021)	N/A	N/A	\$ 496,122	\$ 506,216
<b>Total ADW Regulatory Fee</b> (Permanent 1% fee + Temporary 1% fee)	\$ 396,372	\$ 414,744	\$ 1,256,720	\$ 1,012,431

**Footnote: MS 240.131 ADVANCE DEPOSIT WAGERING.**

Subd. 7. **Payments to state** . (a) A regulatory fee is imposed at the rate of two percent of all amounts wagered by Minnesota residents with an authorized advance deposit wagering provider. The fee shall be declared on a form prescribed by the commission. The ADW provider must pay the fee to the commission no more than 15 days after the end of the month in which the wager was made. Fees collected under this paragraph must be deposited in the state treasury and credited to a racing and card-playing regulation account in the special revenue fund and are appropriated to the commission to offset the costs associated with regulating horse racing and pari-mutuel wagering in Minnesota.

**Summary of ADW Regulatory Fees Collected by MRC 2021**

2021 ADW Fees	2021												2021 Total
	January	February	March	April	May	June	July	August	September	October	November	December	
<b>ADW Wagering Handle by Month</b>	\$ 5,728,211	\$ 4,945,000	\$ 5,389,042	\$ 6,571,448	\$ 9,051,831	\$ 6,119,461	\$ 5,932,352	\$ 6,884,205	\$ -	\$ -	\$ -	\$ -	\$ 50,621,550
1% ADW Regulatory Fee	\$ 57,282	\$ 49,450	\$ 53,890	\$ 65,714	\$ 90,518	\$ 61,195	\$ 59,324	\$ 68,842	\$ -	\$ -	\$ -	\$ -	\$ 506,216
5% Breeders Fund Admin Fee	\$ 14,321	\$ 12,363	\$ 13,473	\$ 16,429	\$ 22,630	\$ 15,299	\$ 14,831	\$ 17,211	\$ -	\$ -	\$ -	\$ -	\$ 126,554
1% "Temporary" ADW Regulatory Fee	\$ 57,282	\$ 49,450	\$ 53,890	\$ 65,714	\$ 90,518	\$ 61,195	\$ 59,324	\$ 68,842	\$ -	\$ -	\$ -	\$ -	\$ 506,216
<b>Total ADW Regulatory Fee (Permanent 1% fee + Temporary 1% fee)</b>	\$ 114,564	\$ 98,900	\$ 107,781	\$ 131,429	\$ 181,037	\$ 122,389	\$ 118,647	\$ 137,684	\$ -	\$ -	\$ -	\$ -	\$ 1,012,431

Minnesota Racing Commission Meeting  
Thursday, October 21, 2021  
Page 41



**Summary of ADW Regulatory Fees Collected by MRC 2020**

2020 ADW Fees	2020												2020 Total
	January	February	March	April	May	June	July	August	September	October	November	December	
<b>ADW Wagering Handle by Month</b>	\$ 3,169,183	\$ 3,523,288	\$ 4,722,159	\$ 6,682,110	\$ 9,732,485	\$ 8,517,861	\$ 7,953,198	\$ 7,366,377	\$ 7,032,469	\$ 5,607,342	\$ 6,200,581	\$ 5,552,711	\$ 76,059,764
1% ADW Regulatory Fee	\$ 31,692	\$ 35,233	\$ 47,222	\$ 66,821	\$ 97,325	\$ 85,179	\$ 79,532	\$ 73,664	\$ 70,325	\$ 56,073	\$ 62,006	\$ 55,527	\$ 760,598
.5% Breeders Fund Admin Fee	\$ 7,923	\$ 8,808	\$ 11,805	\$ 16,705	\$ 24,331	\$ 21,295	\$ 19,883	\$ 18,416	\$ 17,581	\$ 14,018	\$ 15,501	\$ 13,882	\$ 190,149
1% "Temporary" ADW Regulatory Fee					\$ 13,817	\$ 85,179	\$ 79,532	\$ 73,664	\$ 70,325	\$ 56,073	\$ 62,006	\$ 55,527	\$ 496,122
<b>Total ADW Regulatory Fee</b> (Permanent 1% fee + Temporary 1% fee)	\$ 31,692	\$ 35,233	\$ 47,222	\$ 66,821	\$ 111,142	\$ 170,357	\$ 159,064	\$ 147,328	\$ 140,649	\$ 112,147	\$ 124,012	\$ 111,054	\$ 1,256,720

May 2020 Breakdown		
ADW Fees	May 1-27	May 28-31
<b>ADW Wagering Handle by Month</b>	\$ 8,350,809	\$ 1,381,675
1% ADW Regulatory Fee	\$ 83,508	\$ 13,817
.25% Breeders Fund Admin Fee	\$ 20,877	\$ 3,454
1% additional reg. fee starting May 28	\$ -	\$ 13,817

Footnote: The regulatory fee imposed by MN Statute of all amounts wagered by Minnesota residents with an authorized advanced deposit wagering account increased from 1% to 2%, as of May 28, 2020. The fee increase expires on Dec. 31, 2021.

Footnote: The existing breeders fund fee of .25% imposed by MN Statute of all amounts wagered by Minnesota residents with an authorized advanced deposit wagering account was not amended by H.F.4597 and is unchanged at .25%.

**Summary of ADW Regulatory Fees Collected by MRC 2019**

2019 ADW Fees	2019												2019 Total
	January	February	March	April	May	June	July	August	September	October	November	December	
<b>ADW Wagering Handle by Month</b>	\$ 2,853,388	\$ 2,813,718	\$ 3,272,048	\$ 2,963,256	\$ 5,107,049	\$ 4,154,374	\$ 3,780,894	\$ 4,453,465	\$ 2,809,665	\$ 2,926,790	\$ 3,608,152	\$ 2,731,619	\$ 41,474,418
1% ADW Regulatory Fee	\$ 28,534	\$ 28,137	\$ 32,720	\$ 29,633	\$ 51,070	\$ 41,544	\$ 37,809	\$ 44,535	\$ 28,097	\$ 29,268	\$ 36,082	\$ 27,316	\$ 414,744
5% Breeders Fund Admin Fee	\$ 7,133	\$ 7,034	\$ 8,180	\$ 7,408	\$ 12,768	\$ 10,386	\$ 9,452	\$ 11,134	\$ 7,024	\$ 7,317	\$ 9,020	\$ 6,829	\$ 103,686

**Summary of ADW Regulatory Fees Collected by MRC 2018**

2018 ADW Fees	2018												2018 Total
	January	February	March	April	May	June	July	August	September	October	November	December	
<b>ADW Wagering Handle by Month</b>	\$ 2,661,195	\$ 2,918,126	\$ 3,724,987	\$ 3,236,368	\$ 4,807,559	\$ 3,659,366	\$ 3,300,881	\$ 3,625,984	\$ 2,961,753	\$ 2,744,834	\$ 3,350,809	\$ 2,645,333	\$ 39,637,196
1% ADW Regulatory Fee	\$ 26,612	\$ 29,181	\$ 37,250	\$ 32,364	\$ 48,076	\$ 36,594	\$ 33,009	\$ 36,260	\$ 29,618	\$ 27,448	\$ 33,508	\$ 26,453	\$ 396,372
5% Breeders Fund Admin Fee	\$ 6,653	\$ 7,295	\$ 9,312	\$ 8,091	\$ 12,019	\$ 9,148	\$ 8,252	\$ 9,065	\$ 7,404	\$ 6,862	\$ 8,377	\$ 6,613	\$ 99,093

**Summary of ADW Regulatory Fees Expended by MRC in FY 2021 (July 1, 2020 - June 30, 2021)**

**Canterbury Park - ADW Regulatory Fee Account (Temporary 1%)**

Laboratory Testing Services	\$	(85.50)	
Veterinarians Contracts	\$	245,857.94	
Stewards Contracts	\$	163,195.82	
Test Barn Admin Salary and Fringe	\$	54,853.40	
Veterinarian Admin Salary and Fringe	\$	29,285.83	
Unemployment	\$	-	
Vet and Testing Supplies	\$	533.59	
IT Services - Vet/Steward Support	\$	712.00	
Statewide Indirect Admin Services	\$	2,812.50	
Misc.	\$	-	
<b>Total Live Racing Reimbursements Paid by ADW</b>			<b>\$ 497,165.58</b>

**Running Aces - ADW Regulatory Fee Account (Temporary 1%)**

Laboratory Testing Services	\$	-	
Veterinarians Contracts	\$	172,909.78	
Judges Contracts	\$	136,375.11	
Test Barn Admin Salary and Fringe	\$	50,588.25	
Veterinarian Admin Salary and Fringe	\$	24,947.19	
Unemployment	\$	-	
Vet and Testing Supplies	\$	533.59	
IT Services - Vet/Steward Support	\$	712.00	
Statewide Indirect Admin Services	\$	2,812.50	
Misc.	\$	-	
<b>Total Live Racing Reimbursements Paid by ADW</b>			<b>\$ 388,878.41</b>

**Total ADW (Temporary 1%) - FY21**                    \$ 886,043.99     \$ 886,043.99

**Total ADW (Permanent 1% + Temporary 1%) - FY21**                    \$ 1,103,354.63

**ADW Regulatory Fee Account (Permanent 1%)**

Laboratory Testing Services	\$	-	
Veterinarians Contracts	\$	-	
Stewards Contracts	\$	-	
MRC Admin Salary and Fringe - FY20	\$	7,440.50	
MRC Admin Salary and Fringe - FY21	\$	149,397.54	
Attorney General	\$	4,764.17	
Office Supplies	\$	1,399.26	
MN IT Services	\$	21,919.96	
Statewide Indirect Admin Services	\$	27,529.21	
Misc.	\$	4,860.00	
<b>Total MRC Expenses Paid by ADW</b>			<b>\$ 217,310.64</b>

**Summary of ADW Regulatory Fees Expended by MRC in FY 2022 (July 1, 2021 - June 30, 2022)**

**Canterbury Park - ADW Regulatory Fee Account (Temporary 1%)**

Laboratory Testing Services	\$	-	
Veterinarians Contracts	\$	97,667.94	
Stewards Contracts	\$	72,704.82	
Test Barn Admin Salary and Fringe	\$	81,896.24	
Veterinarian Admin Salary and Fringe	\$	-	
Unemployment	\$	-	
Vet and Testing Supplies	\$	-	
IT Services - Vet/Steward Support	\$	-	
Statewide Indirect Admin Services	\$	-	
Misc.	\$	479.86	
<b>Total Live Racing Reimbursements Paid by ADW</b>			<b>\$ 252,748.86</b>

**Running Aces - ADW Regulatory Fee Account (Temporary 1%)**

Laboratory Testing Services	\$	-	
Veterinarians Contracts	\$	78,306.24	
Judges Contracts	\$	76,095.00	
Test Barn Admin Salary and Fringe	\$	49,592.43	
Veterinarian Admin Salary and Fringe	\$	-	
Unemployment	\$	-	
Vet and Testing Supplies	\$	-	
IT Services - Vet/Steward Support	\$	-	
Statewide Indirect Admin Services	\$	-	
Misc.	\$	479.86	
<b>Total Live Racing Reimbursements Paid by ADW</b>			<b>\$ 204,473.53</b>

**Total ADW (Temporary 1%) - FY22 YTD**                    \$ 457,222.39    \$ 457,222.39

**Total ADW (Permanent 1% + Temporary 1%) - FY22 YTD**                    \$ 518,923.54

**ADW Regulatory Fee Account (Permanent 1%)**

Laboratory Testing Services	\$	-	
Veterinarians Contracts	\$	-	
Stewards Contracts	\$	-	
MRC Admin Salary and Fringe - FY20	\$	8,846.51	
MRC Admin Salary and Fringe - FY21	\$	22,151.51	
Attorney General	\$	728.55	
Office Supplies	\$	1,561.76	
MN IT Services	\$	4,727.66	
Statewide Indirect Admin Services	\$	-	
Misc.	\$	23,685.16	
<b>Total MRC Expenses Paid by ADW</b>			<b>\$ 61,701.15</b>

Minnesota Racing Commission Meeting  
Thursday, October 21, 2021  
Page 46



HOME ([HTTP://WWW.USTROTTING.COM](http://www.ustrotting.com)) MEMBERS ([HTTP://MEMBERS.USTROTTING.COM](http://members.ustrotting.com)) RACING ([HTTP://RACING.USTROTTING.COM](http://racing.ustrotting.com))  
NEWS HORSEMEN ([HTTP://HORSEMEN.USTROTTING.COM](http://horsemen.ustrotting.com)) ONLINE SERVICES ([HTTP://ONLINESERVICES.USTROTTING.COM](http://onlineservices.ustrotting.com))  
MY ACCOUNT ([HTTP://MYACCOUNT.USTROTTING.COM](http://myaccount.ustrotting.com)) PATHWAY ([HTTP://PATHWAY.USTROTTING.COM](http://pathway.ustrotting.com))  
CONTACT ([HTTP://WWW.USTROTTING.COM/CONTACT.CFM](http://www.ustrotting.com/contact.cfm))

## Historic Night of Champions in the books at Running Aces

September 19, 2021, by Darin Gagné, for Running Aces ()

Share via:



**Columbus, MN** — Running Aces closed out its 2021 season with the annual Night of Champions program on Saturday (Sept. 18). The closing night card featured a new record of \$560,000 in purses for the 12 Championship races, eclipsing the previous record of \$540,000 from last year's closing night program. Stuckey Dote and driver Jacob Cutting took the headlines on the historic night, as Stuckey Dote recorded his fifth Championship win and Cutting posted a driving grand slam on the program.

Stuckey Dote added the record fifth Championship win to his resume in the \$45,000 event for older male pacers, which went to post with a field of eight talented Minnesota-sired pacers. Stuckey Dote got away in the pocket from post one while long shot Whatchyastarinat (Tony Kerwood) and favorite SB Bodacious (Rick Magee) set the early pace through a solid :55 opening half mile. Cutting activated Stuckey Dote into attack mode up the backstretch, and drew alongside the leader as they rounded the far turn. Stuckey Dote (\$14.20) made the lead as they straightened for the finish, and while SB Bodacious fought gamely in the lane, there was no doubt about the winner in the final sixteenth. Stuckey Dote posted a 1-1/2 length tally in 1:52.1 for his 45th career win. The winner is an 8-year-old gelding by Voracious Hanover trained by Brett Ballinger for owner-breeder Merlin Van Oterloo. He has now amassed \$453,623 in career earnings.

Alilthundadownunda (Nick Roland, \$2.20) posted another big performance in the \$45,000 sophomore male pacing event, delivering as the heavy favorite and picking up his 15th win of the season, the most of any North American Standardbred in 2021. Mibwest Kid (Rick Magee) was fast off the gate for the first call, and Roland floated away in third before he activated his star pacer early to surge to the lead. They made the front near the :28 quarter mile before yielding to SD Watch Me Now (Brian Detgen). Roland then moved right back to the front as they rounded past the half in :57.2, and they faced a new challenger as Mayo Neighs (Gerald Longo) advanced toward the front into a slow :31 third quarter. As they rounded toward the top of the lane, Alilthundadownunda turned on the speed. He straightened for home with a two-length margin, and then sprinted to the wire to check in 4-1/2 lengths in front of Mayo Neighs and SD Watch Me Now in 1:56.4. The winner is a gelded son of Malak Uswaard N, owned and bred by Set The Pace Racing and also trained by Roland. In addition to his other accomplishments this year, he has also set a new single-season Minnesota earnings record with \$113,710. He now has overall seasonal earnings of \$122,925 and career earnings of \$156,964 to date.

Minnesota Racing Commission Meeting

Thursday, October 21, 2021

Page 47

## SEARCH

Search



([//xwebapp.ustrotting.com/absolutebm/a/bmc.aspx?b=5332&z=1](http://xwebapp.ustrotting.com/absolutebm/a/bmc.aspx?b=5332&z=1))



([//xwebapp.ustrotting.com/absolutebm/a/bmc.aspx?b=5405&z=160](http://xwebapp.ustrotting.com/absolutebm/a/bmc.aspx?b=5405&z=160))



([//xwebapp.ustrotting.com/absolutebm/a/bmc.aspx?b=4870&z=161](http://xwebapp.ustrotting.com/absolutebm/a/bmc.aspx?b=4870&z=161))

Rush To The Bank ([http://stars.ustrotting.com/stallion.cfm?stallion\\_id=875](http://stars.ustrotting.com/stallion.cfm?stallion_id=875)) (Nick Roland, \$2.10) was much the best in the \$45,000 sophomore male trot, posting a 1-1/2-length tally in 1:59.1 for his 10th win of the season and 20th career victory. The winner is owned by Jeralene Roland and Vickie Rush and is trained by Dan Roland. Hide Your Banker (Luke Plano) was second and Ice titan was third. The top two finishers are by Banker Volo. Dan and Jeralene Roland are also the winning breeders.

Park With Me Nancy (Luke Plano, \$2.20) was a game winner in the \$50,000 freshman filly pace, holding off stablemate Give Me This Dance (Nick Roland) in a thrilling finish in 1:56.2 for her fifth win in a row and the eighth of her career. The top two fillies are both by Wind Me Up, and both are owned by breeders Alan and Cheryl Sandbulte and trained by Justin Anfinson. Kitty Wampus (Jacob Cutting) was third.

Shes A Showstopper (Jacob Cutting, \$10.80) picked up her second straight Championship win for owners and breeders Van Oterloo Stables in the \$45,000 sophomore filly pace. The Its That Time filly took control just past the quarter and was never in doubt after that, keeping a one-length margin all the way to the line over heavy favorite Maze (Rick Magee) in 1:55.3, with May Day Maggie (Nick Roland) well back in third. Gordon Graham is the winning trainer.

Shadowfax (Dean Magee, \$5.80) completed a Championship double for owners and breeders Set The Pace Racing, getting up to win by a nose over favorite Poko Loki (Tony Kerwood) in a dramatic stretch battle in 2:02.4 in the \$50,000 freshman male trot. It was just the second career win for Shadowfax, who was bred by Lesa Peters and is trained by Nick Roland.

Coatofmanycolors (Brian Detgen, \$2.80) delivered as the overwhelming favorite in the \$45,000 sophomore filly trot with a game 1:59 victory over It's So Fluffy (Luke Plano) and The Royal Queen. The winner is by Tymal Templar and is owned and trained by Jenni King. She now has 11 wins in 17 starts this season and career earnings of \$109,811. The winning breeder is Spring Valley Farm.

The \$50,000 freshman male pacing event went to Fiffer Feffer Fef (Jacob Cutting, \$9.20) for his third straight win. Cutting floated away in fourth and then activated the gelded son of Easy Again to sweep to the lead over Antetokounmpo (Rick Magee) before the half-mile post. Those two battled in the lane and Fiffer Feffer Fef held gamely for a half-length tally in 1:57.1 while Lovin On You (Brady Jenson) checked in third. The winner is owned by his breeder Merlin Van Oterloo, who had two wins on the program.

Scroll On By (Tony Kerwood, \$5.80) completed a Championship double for trainer Dan Roland and breeder Jeralene Roland with a 1-1/2-length tally in 2:01 in the \$50,000 freshman filly trot. Scroll On By worked a bit to get the lead from post seven, and was never in doubt after that. CR Promise To You (Brady Jenson) was second best and Calico Creek (Luke Plano) completed the trifecta. The winner is by Banker Volo and is owned by Kennedy Roland.

Susie's Sister (Brady Jenson, \$3.20) took the \$45,000 older distaff trot with a 2-1/2 length tally in 1:56 for her 23rd career win. She traded leads early with SB Madam Secretary (Tony Kerwood) and then squared off gamely against Teachmehowtotory (Nick Roland) in the middle stages. Teachmehowtotory held second with SB Madam Secretary taking third. The winner is a daughter of Claudius Augustus and is owned by Lynchris LLC and trained by Jenni King. Susie's Sister now has career earnings of \$187,468. The winning breeder is A Piece Of The Action, LLC.

The \$45,000 mares pace went to Cruzin Coco (Nick Roland, \$4.00) for her 38th career win. The daughter of Voracious Hanover went gate-to-wire and held off a late charge from Its Pacific Time (Rick Magee) to win by a neck in 1:56.2 for owner Cathy Dessert. Brooklyn Moonshine was home in third. Roland is also the winning trainer and Ronald Emerson is the winning breeder. The Championship win elevated her career earnings to \$311,499.

The final event of the Night of Champions program was the \$45,000 older male trot, and Bringoverthemoney (Jacob Cutting, \$3.20) stole the show with a dominating 4-1/4-length tally in 1:55.3 for his second consecutive Championship win. The impressive 8-year-old son

of Money Talks covered the mile in a sharp 1:55.3 for his fourth win of the season. The victory also pushed his career earnings to \$211,162 for owner Joshua Horvat. Katie Horvat is the winning trainer and breeder. Hearduwhispermynam (Luke Plano) was second best and Bringthegold (Nick Roland) was home in third.

In addition to Cutting's grand slam, Nick Roland also posted a driving and training triple. Trainers Dan Roland, Brett Ballinger, and Jenni King all posted doubles on the Championship program.

Nick Roland took honors as the 2021 leading driver at Running Aces with 85 wins, and also took the training title with 56 wins.

<a href="http://ustrottingnews.com/quillen-memorial-dsbf-elims-highlight-monday-card-at-harrington/">« Previous Article (http://ustrottingnews.com/quillen-memorial-dsbf-elims-highlight-monday-card-at-harrington/)</a> <b>Quillen Memorial DSBF Elims</b>	<a href="http://ustrottingnews.com/herculisa-heads-ohio-breeders-championship/">Next Article » (http://ustrottingnews.com/herculisa-heads-ohio-breeders-championship/)</a> <b>Herculisa heads Ohio Breeders Championship</b>
--	---

HOME (<http://www.ustrotting.com>)    MEMBERS (<http://members.ustrotting.com>)    RACING (<http://racing.ustrotting.com>)  
NEWS (<http://ustrottingnews.com>)    TRACK NEWS (<http://ustrottingnews.com/track-news/>)  
ANNOUNCEMENTS (<http://ustrottingnews.com/announcements/>)    HORSEMEN (<http://horsemen.ustrotting.com>)  
ONLINE SERVICES (<http://onlineservices.ustrotting.com>)    MY ACCOUNT (<http://myaccount.ustrotting.com>)  
PATHWAY (<http://pathway.ustrotting.com>)    CONTACT (<http://www.ustrotting.com/contact.cfm>)



# Item 10

## Industry Reports



## 2021 Pilot Season

**Backside Workers:** Based on the MRC grant request, a successful pilot year for Abijah's on the backside would see 10+ different individuals and 40 sessions. We have worked with 12 backside workers. Many have come one time for self-care. Example: After the suicide on the backside occurred, an individual sought help from Abijah's and through just one session shared how his own brother had killed his wife then took his own life and how he is still processing that. This work causes individuals to open up and go deep very quickly in an environment of support and familiarity.

Abijah's on the backside has facilitated 30 sessions total (One individual has been consistently coming every week who Abijah's supported into detox first). He was in very bad shape. This person's transformation has been nothing short of amazing.

Just this past week, founder, Sally Mixon, was at the races and was approached by a backside worker who learned from a friend about what Abijah's is doing on the backside. He shared how he has been struggling with drinking too much and needs help. Though it is the end of the season, Sally will be keeping in touch with this person while they head to other tracks, with the hope to start up sessions next season. This is why an Abijah's program is needed at different tracks around the country. There are so many struggling. At the same time, word is starting to spread from those who have engaged with Abijah's sessions; word is spreading that real support can be found there.

Being so integrally involved with the happenings on the backside, Abijah's stepped in to help with covering chores for a trainer/rider who took a horrible spill breaking every single rib, needing a 10hr. reconstructive surgery for her shoulder as well as ankle and arm surgery. Abijah's spent time in the hospital with this person just being an ear during this very difficult time.

Abijah's is also reaching out to a paralyzed former jockey who is currently in an assisted living facility only a few miles from Canterbury. Abijah's became aware that this individual has been struggling immensely with his new life circumstances and is receiving little support from his family/community members. Abijah's plans to bring this individual to the Shakopee stable during the off season and continue the work for this individual as they struggle to regain their sense of worth and stability.

**Abijah's Team (Lisa/Dee/Lena):** I want to make sure Abijah's amazing team is recognized. Lisa is the licensed mental health professional, Dee is the equine specialist (both are certified in Arch & Abijah's model). Lena was brought on as an interpreter. Though this increased the session rate from \$195-\$225 during those sessions where language was a barrier, it was and will continue to be worth it! Lena is incredible at

bridging culture and language gaps, sensitive to the highly personal nature of this work, and proved herself to be an asset to each session she was involved in. These three women have been a gift to the backside, and Abijah's is already excited for next year and the hope they will bring to those hurting.

**Public:** Due to finding out Canterbury wasn't able to allow us to go year-round this year (they are looking at 2022 to make this happen), Abijah's paused on marketing this to the public until we knew where sessions would be operating for those 6-7 months. Joe Scurto found a wonderful space. Abijah's will continue this work out of Shakopee during the winter months so we will now be starting to share with the public. Still (without marketing it), a first responder was referred to us. She is a dispatcher and has been coming weekly since July 16<sup>th</sup>. Just this week, Sally received calls from two different families who desire to start sessions for their family members. A main focus of Abijah's is to work with military and first responders and Sally recently met with a state rep who is very interested in what we are doing and will be facilitating a meeting with Lakeville PD to explore session work for struggling officers.

**Horses/OTTBs:** It has been said by so many people (horse people) that off-track-thoroughbreds are crazy and they would never be able to do this work. Abijah's on the Backside is proud to share with you all, "They couldn't have been more wrong." They have proven themselves to be intuitive, responsive, and valuable to each client seen this season.

Abijah's was about to bring in a third horse (this one from This Old Horse) onto the backside when it was determined that Canterbury wasn't going to be able to host Abijah's through the winter. So, Abijah's paused, as we did with the public. Abijah's plans to bring a third thoroughbred into the herd through This Old Horse at the start of the 2022 season.

### **Learnings:**

-An interpreter is important in session and when sharing the nature of what Abijah's can provide with backside workers. It became quite evident that the delicate and intimate nature of this work required a skilled and nuanced interpreter to help instill trust and facilitate willingness with backside clients.

-Next year, Abijah's will spend more time bringing out breakfast food to the barns. Food is such a relational component, not only to the Mexican culture but also the backside culture in general. Bringing breakfast around to the barns became a turning point for Abijah's during the 2021 season- a purpose for connection- and naturally lent itself to share the nature of Abijah's work and build trust.

-All Staff will wear Abijah's on the Backside t-shirts. Several clients/backside workers asked for them as well.

-Next year when folks are arriving, Abijah's will be out front greeting folks and handing them Abijah's collateral and welcome gifts.

-As an emotional support vehicle on the backside, it was quickly discovered that Abijah's can step in and fill needs when they arise during the season such as

supporting the trainer who became seriously injured. Abijah's is filling a need if/when there is a crisis on the backside (such as coming alongside the individual who was in need of detox or being a listening ear when the suicide took place this year). As trust continues to grow, Abijah's will be recognized more and more as a community of people and horses backside workers can trust.

-Abijah's MUST work more directly with the Stewards. Even without a single referral from them (despite being informed about the program), Abijah's still saw more individuals than anticipated for our pilot year. Knowing that more than 50 infractions happened on the backside this year, discussions have already begun with MRC members & Stewards to create a standardized protocol for backside workers to avoid fines for infractions with a minimum number of sessions.

-Abijah's has begun to discuss and explore ways to use the chapel in more effective ways that could build a community hub and create a 'norm' for backside workers to come over that way.

-Assessments were tricky as many clients did not understand what was being requested. As we are in our pilot year, Sally Mixon made the decision to put personal assessments on pause and instead continue session work and build trust with this population. To help put into perspective the success of this year, here are some quotes from backside workers. Please, keep these quotes confidential:

- "Today is my birthday and this is the first time in years I get to call my family sober."
- "I need help. I've been messed up a long time. I love that you're doing this."
- "He's different after sessions...he has his smile back!" (from another backside worker who's friend saw us).
- "I look so happy on the outside, but I've been struggling. This is amazing! Can I come every day!?" (after one session).
- "I didn't realize that sometimes resources are right in my pocket."
- "Thank you for all you do." (this backside worker had tears in his eyes).

**Dangerous Wave and Boxer Boy in the paddock space Canterbury created for us!  
They love their new job!**

