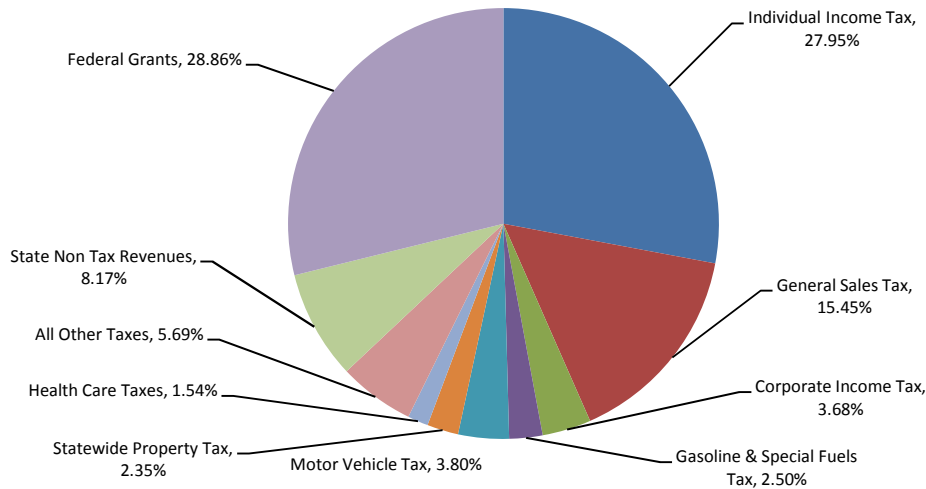


2014-15 Biennium
Where All Funds Dollars Come From
Enacted Budget

2014-15 Biennium

\$ 70,638 Million Revenues

\$ 5,980 Million Balance Forward



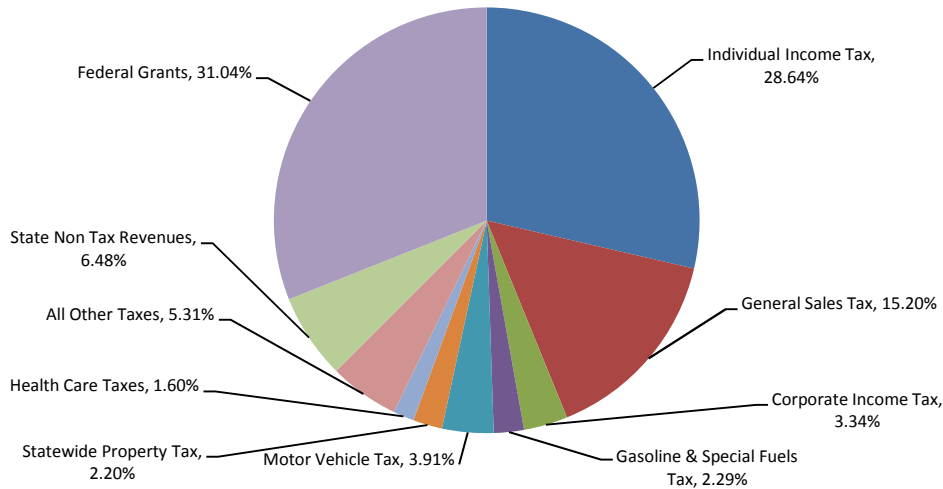
	(\$ in Millions)
Forcast Balance Forward	\$ 5,980
Tax Revenues:	
Individual Income Tax	\$ 19,705
General Sales Tax	10,892
Corporate Income Tax	2,595
Gasoline & Special Fuels Tax	1,760
Motor Vehicle Tax	2,682
Statewide Property Tax	1,660
Health Care Taxes	1,087
All Other Taxes	4,012
Subtotal Tax Revenues	\$ 44,394
State Non Tax Revenues	5,757
Federal Grants	20,349
SUBTOTAL CURRENT RESOURCES	\$ 70,500
Transfer from Other Funds	\$ 138
TOTAL AVAILABLE RESOURCES, FY 2014-15	\$ 76,618
less: Estimated Expenditures	\$ 70,417
Balance Before Reserves	6,201
Budget Reserves	3,926
Appropriations Carried Forward	21
Projected Balance	\$ 2,254

2016-17 Biennium
Where All Funds Dollars Come From
Enacted Budget

2016-17 Biennium

\$ 77,178 Million Revenues

\$ 6,272 Million Balance Forward



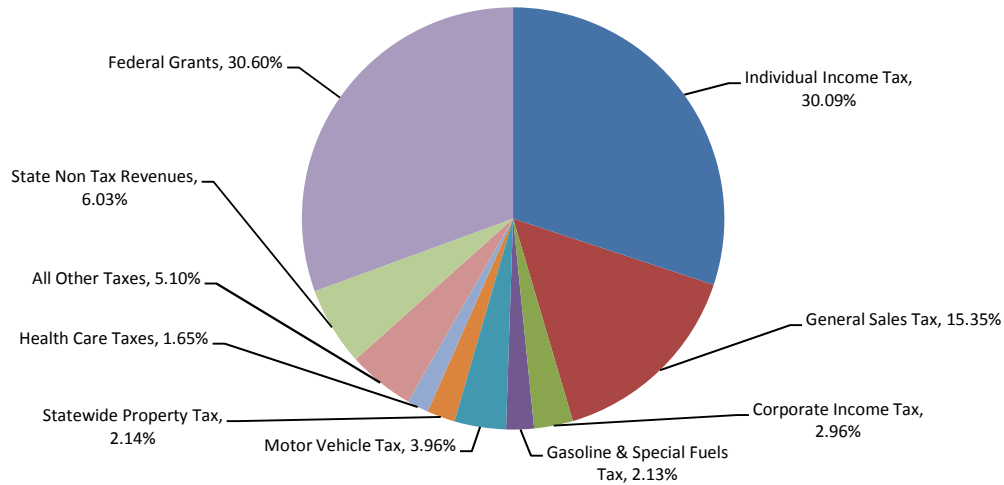
	(\$ in Millions)
Forcast Balance Forward	\$ 6,272
Tax Revenues:	
Individual Income Tax	\$ 22,067
General Sales Tax	11,711
Corporate Income Tax	2,576
Gasoline & Special Fuels Tax	1,768
Motor Vehicle Tax	3,010
Statewide Property Tax	1,699
Health Care Taxes	1,231
All Other Taxes	4,090
Subtotal Tax Revenues	\$ 48,151
State Non Tax Revenues	4,992
Federal Grants	23,920
SUBTOTAL CURRENT RESOURCES	\$ 77,063
Transfer from Other Funds	\$ 115
TOTAL AVAILABLE RESOURCES, FY 2016-17	\$ 83,450
less: Estimated Expenditures	\$ 75,275
Balance Before Reserves	6,477
Budget Reserves	3,962
Appropriations Carried Forward	24
Projected Balance	\$ 2,491

2018-19 Biennium
Where All Funds Dollars Come From
Enacted Budget

2018-19 Biennium

\$ 83,019 Million Revenues

\$ 6,512 Million Balance Forward



	(\$ in Millions)
Forcast Balance Forward	\$ 6,512
Tax Revenues:	
Individual Income Tax	\$ 24,945
General Sales Tax	12,728
Corporate Income Tax	2,450
Gasoline & Special Fuels Tax	1,762
Motor Vehicle Tax	3,284
Statewide Property Tax	1,775
Health Care Taxes	1,370
All Other Taxes	4,228
Subtotal Tax Revenues	\$ 52,544
State Non Tax Revenues	4,996
Federal Grants	25,370
SUBTOTAL CURRENT RESOURCES	\$ 82,909
Transfer from Other Funds	\$ 109
TOTAL AVAILABLE RESOURCES, FY 2018-19	\$ 89,531
less: Estimated Expenditures	\$ 80,632
Balance Before Reserves	8,933
Budget Reserves	4,138
Appropriations Carried Forward	24
Projected Balance	\$ 4,771