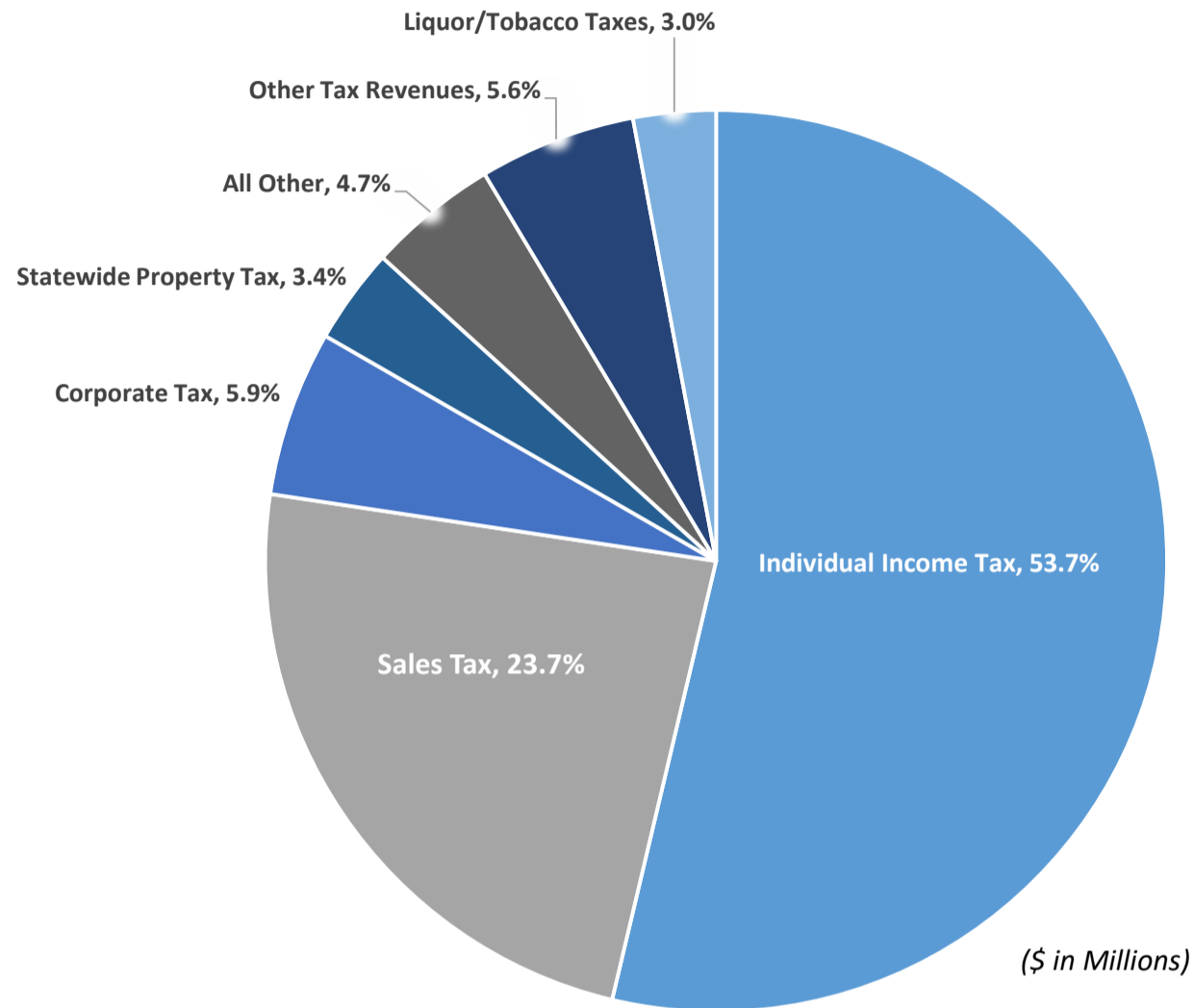


2020-21 Biennium

Where the General Fund Dollars Come From?

End of 2020 5th Special Legislative Session

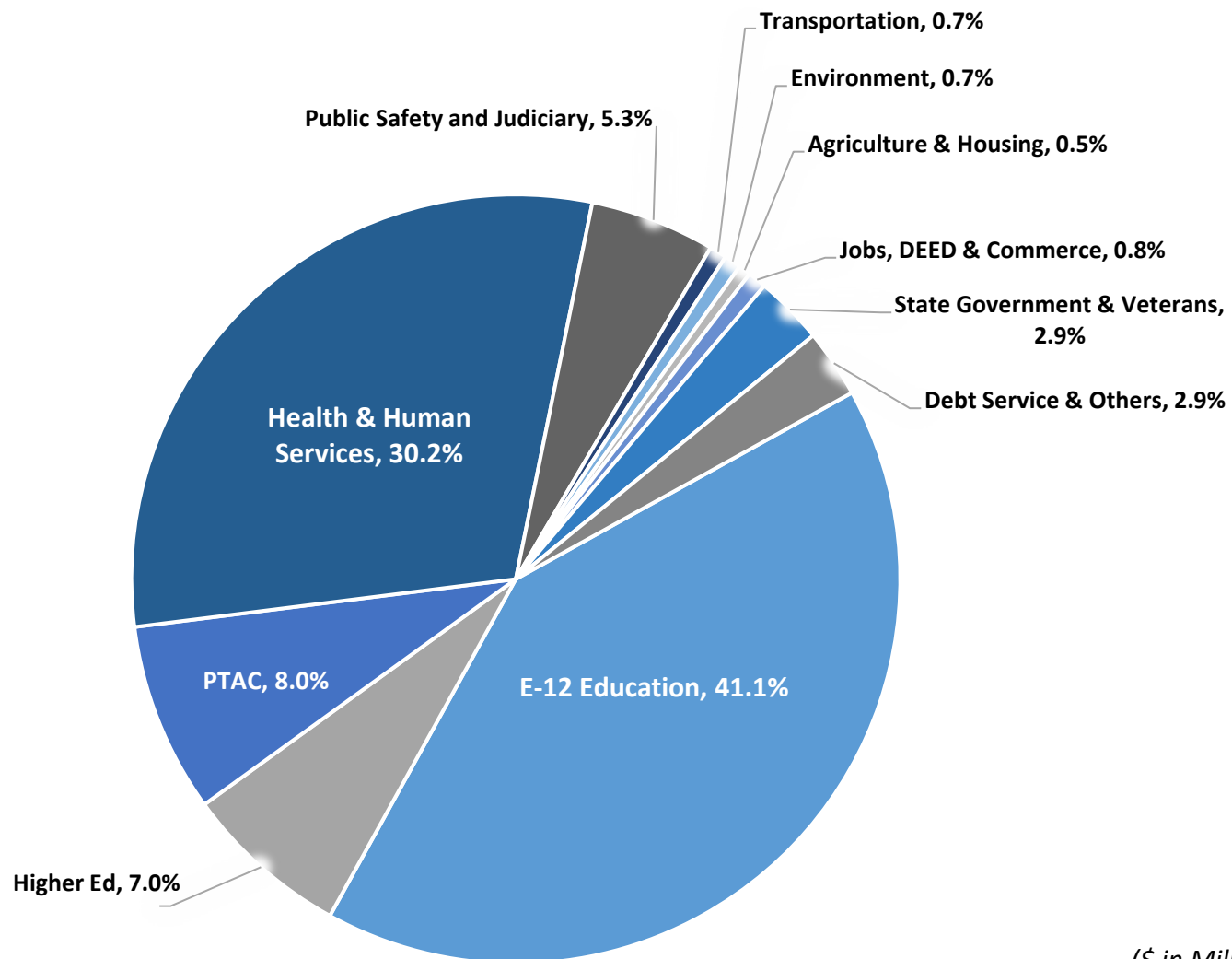


Forecast Balance Forward	3,971
Non-Dedicated Revenues:	
Individual Income Tax	24,264
Sales Tax	10,693
Corporate Tax	2,684
Statewide Property Tax	1,550
Liquor, Wine, Beer Taxes	192
Cigarette & Tobacco Taxes	1,144
Other Tax Revenues	2,541
All Other Revenues	1,486
Subtotal Non-Dedicated Revenues	44,554
Transfers From Other Funds	561
Prior Year Adjustments	64
Subtotal Other Resources	625
New Legislation Revenues	19
SUBTOTAL CURRENT RESOURCES	45,179
TOTAL AVAILABLE RESOURCES, FY 2020-21	49,150
Less: Estimated Expenditures	48,670
Cash Flow Account	350
Budget Reserve	2,377
Stadium Reserve	66
Projected General Fund Balance	-2,314

2020-21 Biennium

Where the General Fund Dollars Go?

End of 2020 5th Special Legislative Session



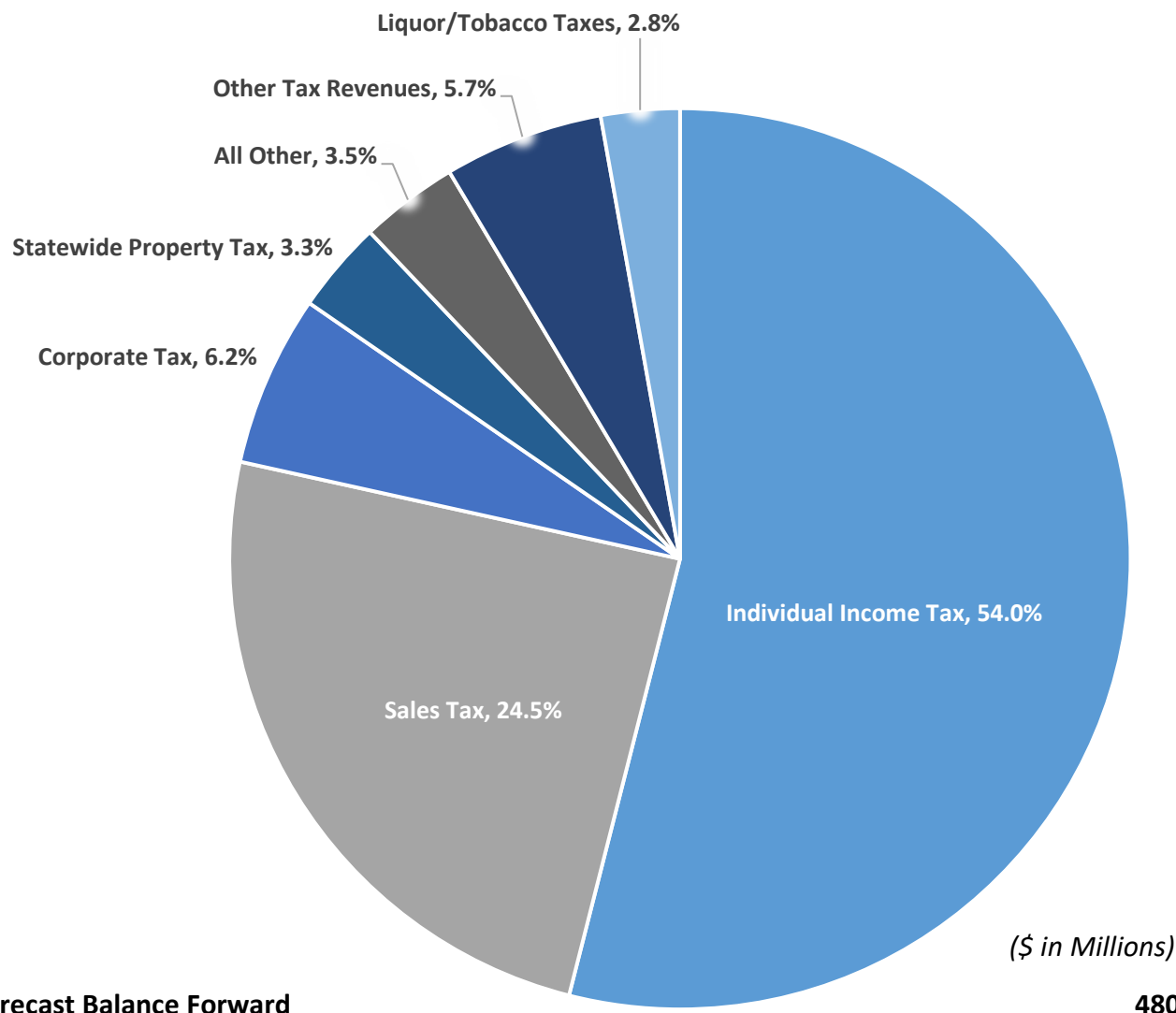
(\$ in Millions)

TOTAL AVAILABLE RESOURCES, FY 2020-21	49,150
Omnibus Bills:	
E-12 Education	19,999
Higher Education	3,406
Property Tax Aids & Credits	3,883
Health & Human Services	14,691
Public Safety & Judiciary	2,564
Transportation	353
Environment	344
Agriculture & Housing	249
Jobs, Economic Development & Commerce	382
State Government & Veterans	1,406
Debt Service	1,098
Capital Projects & Other	295
Subtotal-Omnibus Bills	48,670
TOTAL ESTIMATED EXPENDITURES, FY 2020-21	48,670
Cash Flow Account	350
Budget Reserve	2,377
Stadium Reserve	66
Projected General Fund Balance	-2,314

2022-23 Biennium

Where the General Fund Dollars Come From?

End of 2020 5th Special Legislative Session

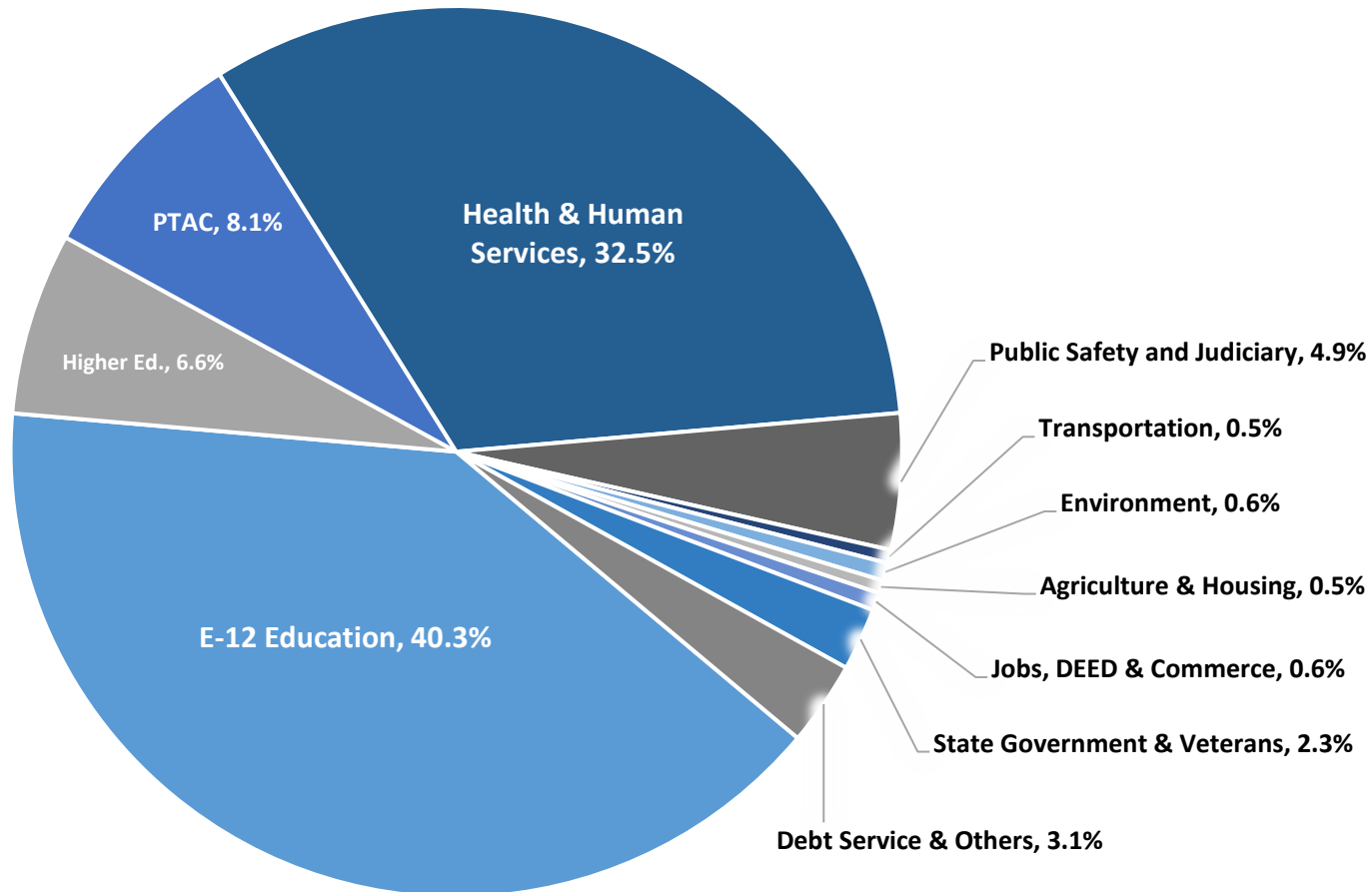


Forecast Balance Forward	480
Non-Dedicated Revenues:	
Individual Income Tax	25,105
Sales Tax	11,398
Corporate Tax	2,862
Statewide Property Tax	1,536
Liquor, Wine, Beer Taxes	199
Cigarette & Tobacco Taxes	1,115
Other Tax Revenues	2,666
All Other Revenues	1,390
Subtotal Non-Dedicated Revenues	46,271
Transfers From Other Funds	178
Prior Year Adjustments	74
Subtotal Other Resources	253
New Legislation Revenues	-123
SUBTOTAL CURRENT RESOURCES	46,524
TOTAL AVAILABLE RESOURCES, FY 2022-23	47,003
Less: Estimated Expenditures	51,519
Cash Flow Account	350
Budget Reserve	1,886
Stadium Reserve	101
Projected General Fund Balance	-6,853

2022-23 Biennium

Where the General Fund Dollars Go?

End of 2020 5th Special Legislative Session



TOTAL AVAILABLE RESOURCES, FY 2022-23

(\$ in Millions)

Omnibus Bills:	47,003
E-12 Education	20,745
Higher Education	3,406
Property Tax Aids & Credits	4,170
Health & Human Services	16,757
Public Safety & Judiciary	2,542
Transportation	250
Environment	332
Agriculture & Housing	243
Jobs, Economic Development & Commerce	329
State Government & Veterans	1,172
Debt Service	1,276
Capital Projects & Other	296
Subtotal-Omnibus Bills	51,519
TOTAL ESTIMATED EXPENDITURES, FY 2022-21	51,519
Cash Flow Account	350
Budget Reserve	1,886
Stadium Reserve	101
Projected General Fund Balance	-6,853