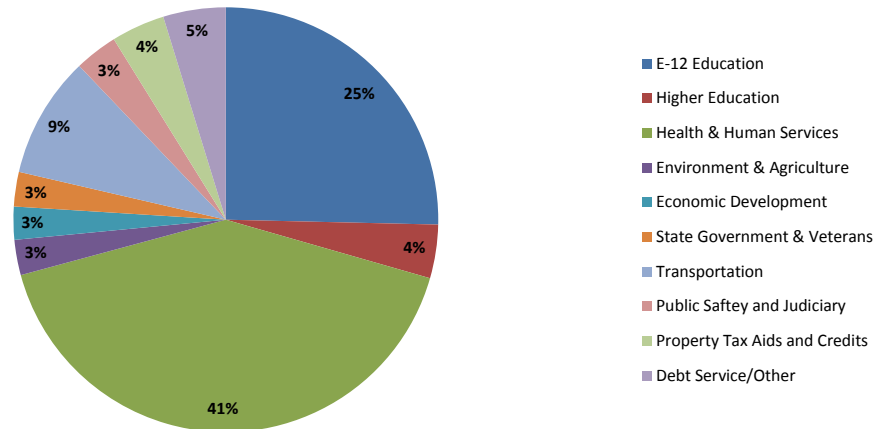


2014-15 Biennium Where All Funds Dollars Go November Forecast Budget

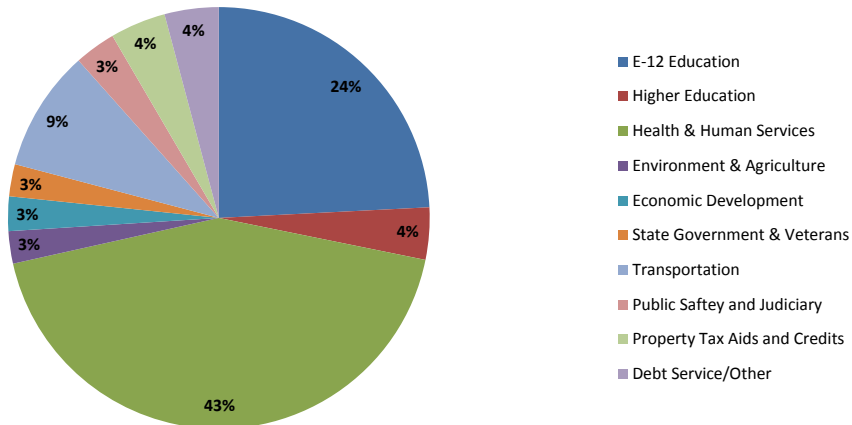
2014-15 Biennium
\$69,481 Million Spending
\$3,753 Million Budget Reserve



	(\$ in Millions)
TOTAL AVAILABLE RESOURCES, FY 2014-15	\$ 76,690
Omnibus Bills:	
E-12 Education	\$ 18,194
Higher Education	2,925
Health & Human Services	29,663
Environment & Agriculture	1,927
Economic Development	1,798
State Government & Veterans	1,885
Transportation	6,642
Public Safety and Judiciary	2,352
Property Tax Aids and Credits	2,927
Debt Service/Other	3,414
Inter-Fund Expenditure Adjustment	(2,246)
Subtotal-Omnibus Bills	<u>\$ 69,481</u>
TOTAL ACTUAL EXPENDITURES, FY 2014-15	\$ 69,481
Balance Before Reserves	\$ 7,209
Budget Reserves	3,753
Appropriations Carried Forward	153
Projected Balance	<u><u>\$ 3,303</u></u>

2016-17 Biennium Where All Funds Dollars Go November Forecast Budget

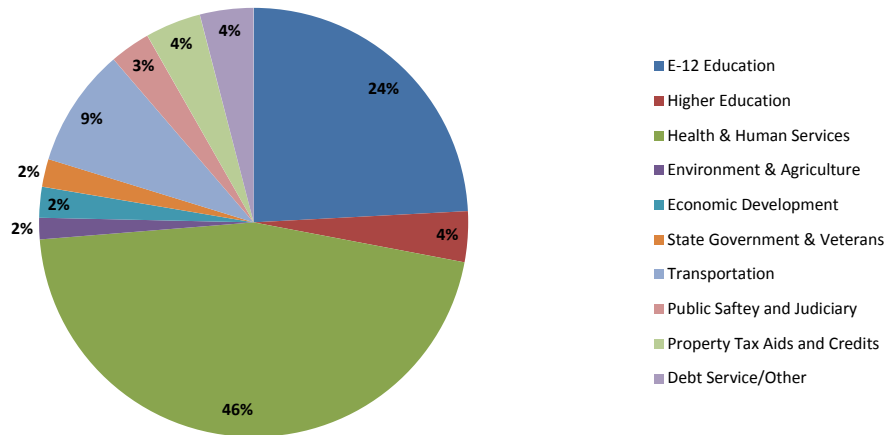
2016-17 Biennium
\$76,637 Million Spending
\$4,466 Million Budget Reserve



	(\$ in Millions)
TOTAL AVAILABLE RESOURCES, FY 2016-17	\$ 84,779
Omnibus Bills:	
E-12 Education	\$ 19,011
Higher Education	3,140
Health & Human Services	34,040
Environment & Agriculture	1,950
Economic Development	2,077
State Government & Veterans	1,936
Transportation	7,315
Public Safety and Judiciary	2,490
Property Tax Aids and Credits	3,351
Debt Service/Other	3,262
Inter-Fund Expenditure Adjustment	(1,935)
Subtotal-Omnibus Bills	\$ 76,637
TOTAL ESTIMATED EXPENDITURES, FY 2016-17	\$ 76,637
Balance Before Reserves	\$ 8,142
Budget Reserves	4,466
Appropriations Carried Forward	31
Projected Balance	\$ 3,644

2018-19 Biennium Where All Funds Dollars Go November Forecast Budget

2018-19 Biennium
\$80,017 Million Spending
\$4,599 Million Budget Reserve



	(\$ in Millions)
TOTAL AVAILABLE RESOURCES, FY 2018-19	\$ 91,936
Omnibus Bills:	
E-12 Education	\$ 19,767
Higher Education	3,124
Health & Human Services	37,452
Environment & Agriculture	1,321
Economic Development	1,900
State Government & Veterans	1,712
Transportation	7,328
Public Safety and Judiciary	2,498
Property Tax Aids and Credits	3,438
Debt Service/Other	3,304
Inter-Fund Expenditure Adjustment	(1,827)
Subtotal-Omnibus Bills	\$ 80,017
TOTAL ESTIMATED EXPENDITURES, FY 2018-19	\$ 80,017
Balance Before Reserves	\$ 11,919
Budget Reserves	4,599
Appropriations Carried Forward	34
Projected Balance	\$ 7,286