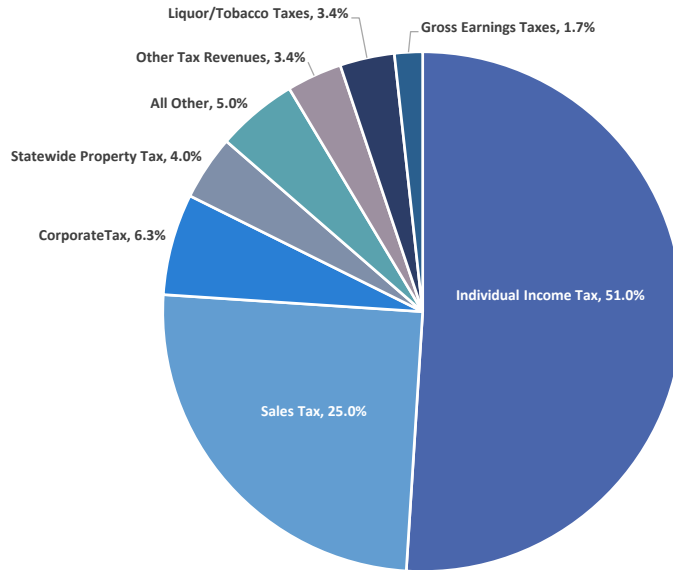


**2016-17 Biennium**  
**Where the General Fund Dollars Come From?**  
**November 2017 Forecast**

**2016-17 Biennium**  
**\$42,485 Million Revenues**  
**\$2,103 Million Balance Forward**



		(\$ in Millions)
<b>Forecast Balance Forward</b>	<b>\$</b>	<b>2,103</b>
Non-Dedicated Revenues:		
Individual Income Tax	\$	21,670
Sales Tax		10,638
Corporate Tax		2,678
Statewide Property Tax		1,712
Gross Earnings Taxes		740
Liquor, Wine, Beer Taxes		177
Cigarette & Tobacco Taxes		1,266
Other Tax Revenues		1,462
All Other Revenues		1,598
Subtotal Non-Dedicated Revenues	\$	41,942
Dedicated Revenue	\$	1
Transfers From Other Funds		398
Prior Year Adjustments		144
Subtotal Other Resources	\$	544
<b>SUBTOTAL CURRENT RESOURCES</b>	<b>\$</b>	<b>42,485</b>
<b>TOTAL AVAILABLE RESOURCES, FY 2016-17</b>	<b>\$</b>	<b>44,588</b>
Less: Estimated Expenditures		
Cash Flow Account	\$	41,255
Budget Reserve		350
Stadium Reserve		1,603
Appropriations Carried Forward		27
Projected General Fund Balance		995

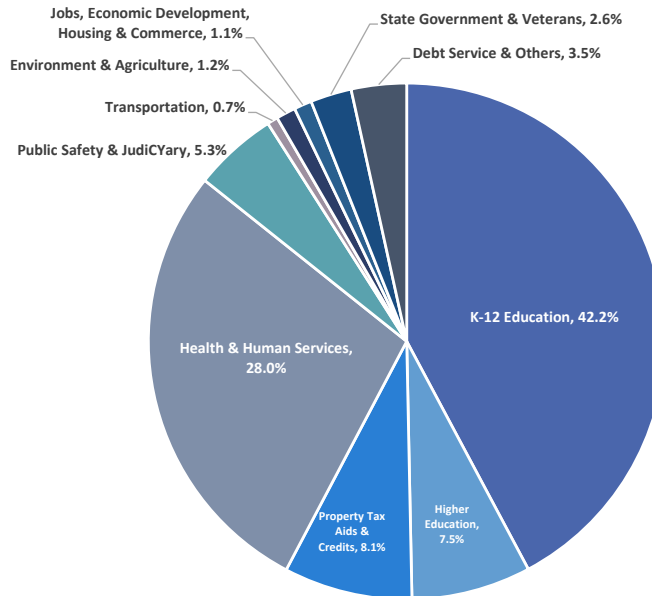
# 2016-17 Biennium

## Where the General Fund Dollars Go?

### November 2017 Forecast

**2016-17 Biennium**

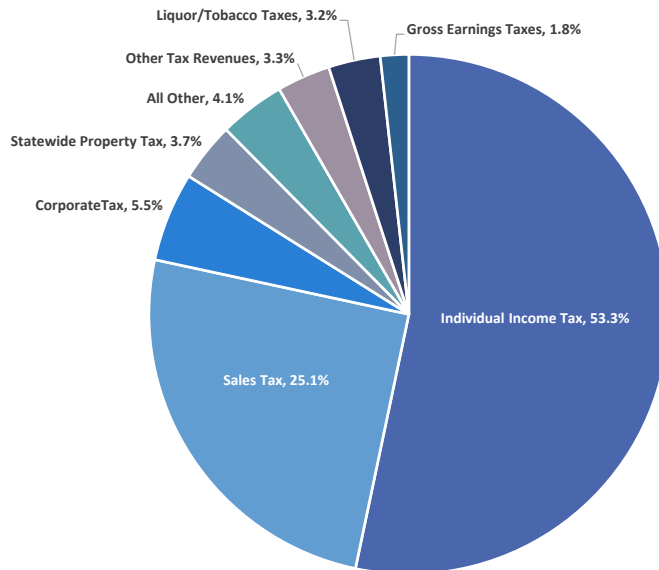
**\$41,255 Million Spending**  
**\$350 Million Cash Flow Account**  
**\$1,603 Million Budget Reserve**  
**\$27 Million Stadium Reserve**



	(\$ in Millions)
<b>TOTAL AVAILABLE RESOURCES, FY 2016-17</b>	<b>\$ 44,588</b>
<b>Omnibus Bills:</b>	
E-12 Education	\$ 17,409
Higher Education	3,085
Property Tax Aids & Credits	3,321
Health & Human Services	11,545
Public Safety & Judiciary	2,171
Transportation	275
Environment & Agriculture	501
Jobs, Economic Development, Housing & Commerce	459
State Government & Veterans	1,062
Debt Service	1,139
Capital Projects & Other	288
Subtotal-Omnibus Bills	\$ 41,255
<b>TOTAL ESTIMATED EXPENDITURES, FY 2016-17</b>	<b>\$ 41,255</b>
Cash Flow Account	350
Budget Reserve	1,603
Stadium Reserve	27
Appropriations Carried Forward	358
Projected General Fund Balance	995

**2018-19 Biennium**  
**Where the General Fund Dollars Come From?**  
**November 2017 Forecast**

**2018-19 Biennium**  
**\$44,448 Million Revenues**  
**\$3,333 Million Balance Forward**

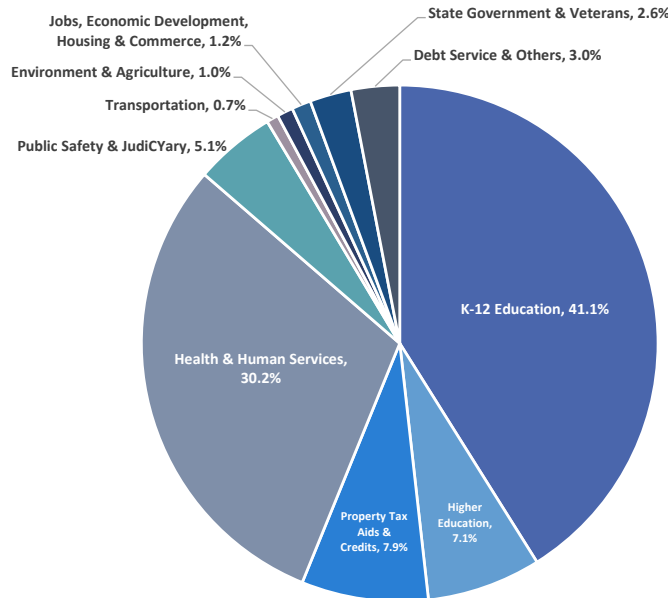


		(\$ in Millions)
<b>Forecast Balance Forward</b>	<b>\$</b>	<b>3,333</b>
Non-Dedicated Revenues:		
Individual Income Tax	\$	23,690
Sales Tax		11,144
Corporate Tax		2,466
Statewide Property Tax		1,630
Gross Earnings Taxes		783
Liquor, Wine, Beer Taxes		183
Cigarette & Tobacco Taxes		1,252
Other Tax Revenues		1,477
All Other Revenues		1,460
Subtotal Non-Dedicated Revenues	\$	44,084
Dedicated Revenue	\$	1
Transfers From Other Funds		309
Prior Year Adjustments		53
Subtotal Other Resources	\$	363
<b>SUBTOTAL CURRENT RESOURCES</b>	<b>\$</b>	<b>44,448</b>
<b>TOTAL AVAILABLE RESOURCES, FY 2018-19</b>	<b>\$</b>	<b>47,781</b>
Less: Estimated Expenditures		
Cash Flow Account	\$	45,955
Budget Reserve		350
Stadium Reserve		1,608
Appropriations Carried Forward		55
Projected General Fund Balance		(188)

**2018-19 Biennium**  
**Where the General Fund Dollars Go?**  
**November 2017 Forecast**

**2018-19 Biennium**

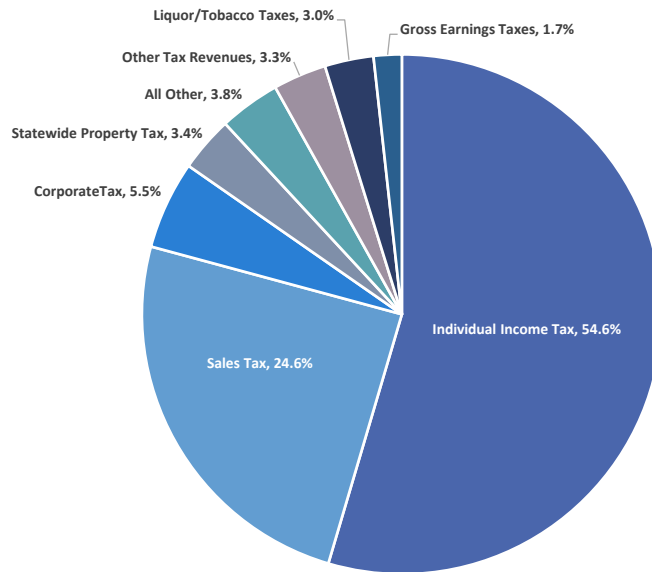
**\$45,955 Million Spending**  
**\$350 Million Cash Flow Account**  
**\$1,608 Million Budget Reserve**  
**\$55 Million Stadium Reserve**



		(\$ in Millions)
<b>TOTAL AVAILABLE RESOURCES, FY 2018-19</b>	<b>\$</b>	<b>47,781</b>
<b>Omnibus Bills:</b>		
E-12 Education	\$	18,879
Higher Education		3,282
Property Tax Aids & Credits		3,648
Health & Human Services		13,871
Public Safety & Judiciary		2,336
Transportation		341
Environment & Agriculture		459
Jobs, Economic Development, Housing & Commerce		553
State Government & Veterans		1,194
Debt Service		1,153
Capital Projects & Other		240
Subtotal-Omnibus Bills	\$	45,955
<b>TOTAL ESTIMATED EXPENDITURES, FY 2018-19</b>	<b>\$</b>	<b>45,955</b>
Cash Flow Account		350
Budget Reserve		1,608
Stadium Reserve		55
Appropriations Carried Forward		-
Projected General Fund Balance		(188)

**2020-21 Biennium**  
**Where the General Fund Dollars Come From?**  
**November 2017 Forecast**

**2020-21 Biennium**  
**\$47,646 Million Revenues**  
**\$1,825 Million Balance Forward**

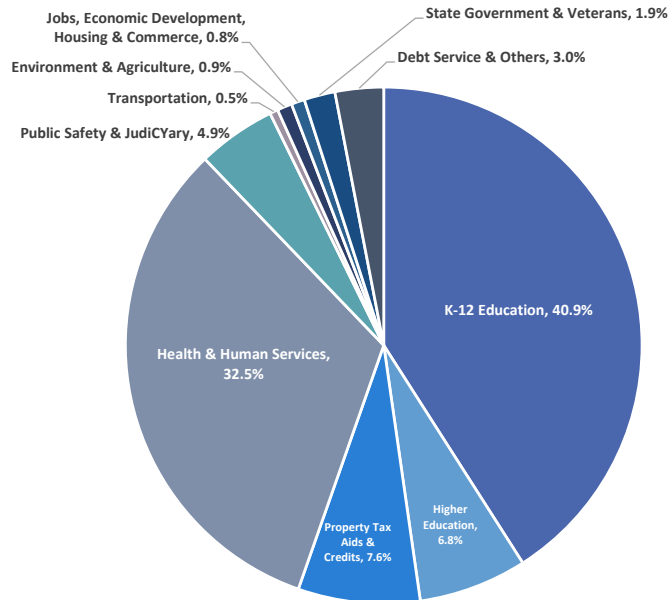


	(\$ in Millions)
<b>Forecast Balance Forward</b>	<b>\$ 1,825</b>
<b>Non-Dedicated Revenues:</b>	
Individual Income Tax	\$ 25,999
Sales Tax	11,736
Corporate Tax	2,610
Statewide Property Tax	1,633
Gross Earnings Taxes	832
Liquor, Wine, Beer Taxes	193
Cigarette & Tobacco Taxes	1,253
Other Tax Revenues	1,581
All Other Revenues	1,435
Subtotal Non-Dedicated Revenues	\$ 47,272
Dedicated Revenue	\$ 1
Transfers From Other Funds	309
Prior Year Adjustments	63
Subtotal Other Resources	\$ 373
<b>SUBTOTAL CURRENT RESOURCES</b>	<b>\$ 47,646</b>
<b>TOTAL AVAILABLE RESOURCES, FY 2018-19</b>	<b>\$ 49,471</b>
Less: Estimated Expenditures	\$ 47,983
Cash Flow Account	350
Budget Reserve	1,608
Stadium Reserve	115
Appropriations Carried Forward	-
Projected General Fund Balance	(586)

**2020-21 Biennium**  
**Where the General Fund Dollars Go?**  
**November 2017 Forecast**

**2020-21 Biennium**

**\$47,983 Million Spending**  
**\$350 Million Cash Flow Account**  
**\$1,608 Million Budget Reserve**  
**\$115 Million Stadium Reserve**



		(\$ in Millions)
<b>TOTAL AVAILABLE RESOURCES, FY 2018-19</b>	<b>\$</b>	<b>49,471</b>
<b>Omnibus Bills:</b>		
E-12 Education	\$	19,649
Higher Education		3,256
Property Tax Aids & Credits		3,662
Health & Human Services		15,576
Public Safety & Judiciary		2,361
Transportation		247
Environment & Agriculture		444
Jobs, Economic Development, Housing & Commerce		401
State Government & Veterans		932
Debt Service		1,204
Capital Projects & Other		251
Subtotal-Omnibus Bills	\$	47,983
<b>TOTAL ESTIMATED EXPENDITURES, FY 2018-19</b>	<b>\$</b>	<b>47,983</b>
Cash Flow Account		350
Budget Reserve		1,608
Stadium Reserve		115
Appropriations Carried Forward		-
Projected General Fund Balance		(586)

