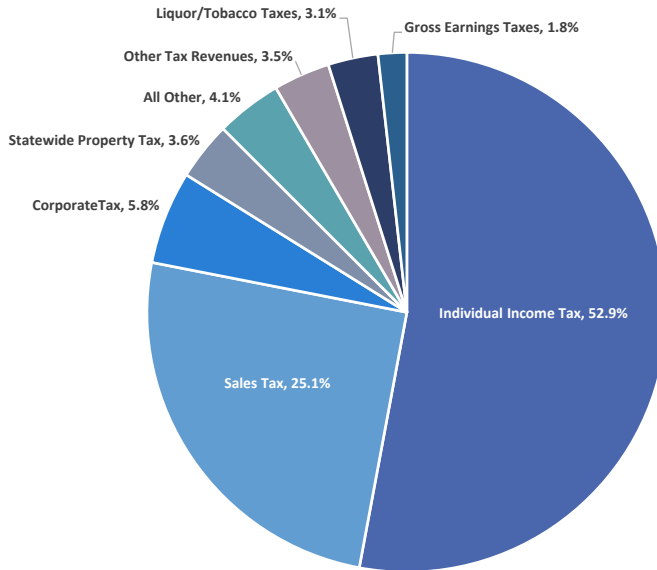


# 2018-19 Biennium

## Where the General Fund Dollars Come From?

### End of 2018 Legislative Session

**2018-19 Biennium**  
**\$44,801 Million Revenues**  
**\$3,333 Million Balance Forward**

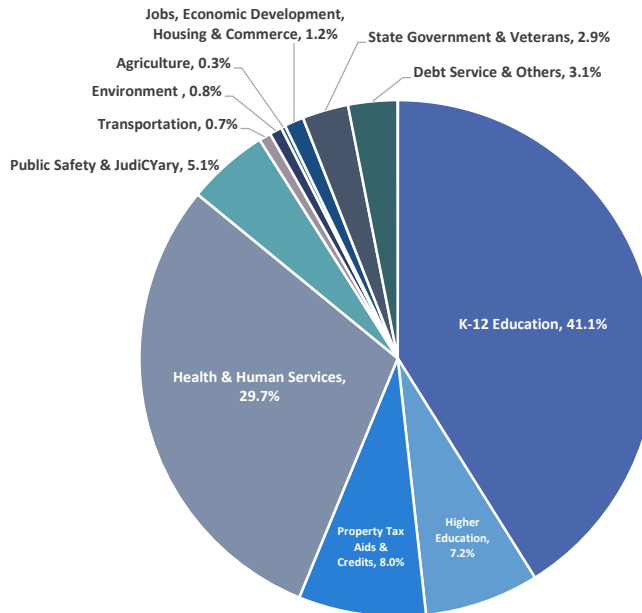


		(\$ in Millions)
<b>Forecast Balance Forward</b>	<b>\$</b>	<b>3,333</b>
Non-Dedicated Revenues:		
Individual Income Tax	\$	23,715
Sales Tax		11,263
Corporate Tax		2,596
Statewide Property Tax		1,621
Gross Earnings Taxes		797
Liquor, Wine, Beer Taxes		184
Cigarette & Tobacco Taxes		1,208
Other Tax Revenues		1,578
All Other Revenues		1,475
Subtotal Non-Dedicated Revenues	\$	44,439
Dedicated Revenue	\$	1
Transfers From Other Funds		307
Prior Year Adjustments		53
Subtotal Other Resources	\$	362
<b>SUBTOTAL CURRENT RESOURCES</b>	<b>\$</b>	<b>44,801</b>
<b>TOTAL AVAILABLE RESOURCES, FY 2018-19</b>	<b>\$</b>	<b>48,134</b>
Less: Estimated Expenditures		
Cash Flow Account	\$	45,855
Budget Reserve		350
Stadium Reserve		1,583
Appropriations Carried Forward		58
Projected General Fund Balance		-
		288

**2018-19 Biennium**  
**Where the General Fund Dollars Go?**  
 End of 2018 Legislative Session

*2018-19 Biennium*

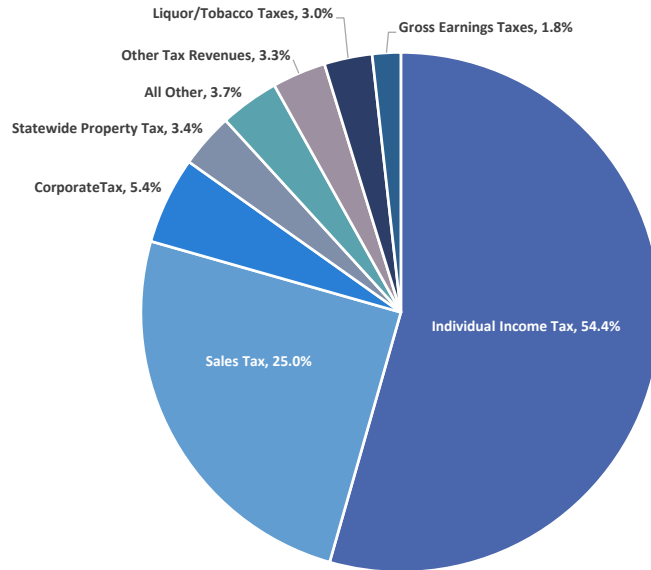
**\$45,855 Million Spending**  
**\$350 Million Cash Flow Account**  
**\$1,583 Million Budget Reserve**  
**\$58 Million Stadium Reserve**



	(\$ in Millions)
<b>TOTAL AVAILABLE RESOURCES, FY 2018-19</b>	<b>\$ 48,134</b>
<b>Omnibus Bills:</b>	
E-12 Education	\$ 18,846
Higher Education	3,282
Property Tax Aids & Credits	3,656
Health & Human Services	13,619
Public Safety & Judiciary	2,340
Transportation	341
Environment	356
Agriculture	126
Jobs, Economic Development, Housing & Commerce	553
State Government & Veterans	1,321
Debt Service	1,139
Capital Projects & Other	278
Subtotal-Omnibus Bills	\$ 45,855
<b>TOTAL ESTIMATED EXPENDITURES, FY 2018-19</b>	<b>\$ 45,855</b>
Cash Flow Account	350
Budget Reserve	1,583
Stadium Reserve	58
Appropriations Carried Forward	-
Projected General Fund Balance	288

**2020-21 Biennium**  
**Where the General Fund Dollars Come From?**  
**End of 2018 Legislative Session**

**2020-21 Biennium**  
**\$48,136 Million Revenues**  
**\$2,279 Million Balance Forward**

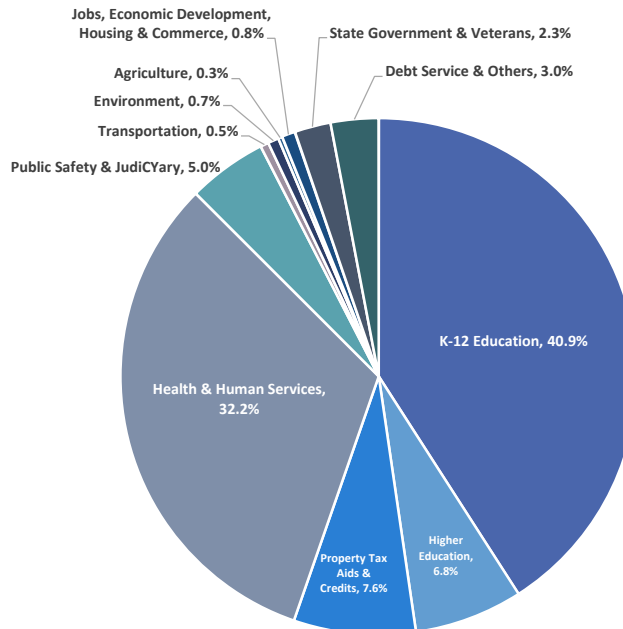


	(\$ in Millions)
<b>Forecast Balance Forward</b>	<b>\$ 2,279</b>
<b>Non-Dedicated Revenues:</b>	
Individual Income Tax	\$ 26,195
Sales Tax	12,027
Corporate Tax	2,609
Statewide Property Tax	1,634
Gross Earnings Taxes	851
Liquor, Wine, Beer Taxes	194
Cigarette & Tobacco Taxes	1,241
Other Tax Revenues	1,609
All Other Revenues	1,403
Subtotal Non-Dedicated Revenues	\$ 47,764
Dedicated Revenue	\$ 1
Transfers From Other Funds	308
Prior Year Adjustments	63
Subtotal Other Resources	\$ 372
<b>SUBTOTAL CURRENT RESOURCES</b>	<b>\$ 48,136</b>
<b>TOTAL AVAILABLE RESOURCES, FY 2018-19</b>	<b>\$ 50,415</b>
Less: Estimated Expenditures	\$ 47,943
Cash Flow Account	350
Budget Reserve	1,583
Stadium Reserve	120
Appropriations Carried Forward	-
Projected General Fund Balance	419

**2020-21 Biennium**  
**Where the General Fund Dollars Go?**  
**End of 2018 Legislative Session**

*2020-21 Biennium*

**\$47,943 Million Spending**  
**\$350 Million Cash Flow Account**  
**\$1,583 Million Budget Reserve**  
**\$120 Million Stadium Reserve**



	(\$ in Millions)
<b>TOTAL AVAILABLE RESOURCES, FY 2018-19</b>	<b>\$ 50,415</b>
<b>Omnibus Bills:</b>	
E-12 Education	\$ 19,615
Higher Education	3,256
Property Tax Aids & Credits	3,652
Health & Human Services	15,422
Public Safety & Judiciary	2,379
Transportation	247
Environment	323
Agriculture	122
Jobs, Economic Development, Housing & Commerce	403
State Government & Veterans	1,087
Debt Service	1,181
Capital Projects & Other	255
Subtotal-Omnibus Bills	\$ 47,943
<b>TOTAL ESTIMATED EXPENDITURES, FY 2018-19</b>	<b>\$ 47,943</b>
Cash Flow Account	350
Budget Reserve	1,583
Stadium Reserve	120
Appropriations Carried Forward	-
Projected General Fund Balance	419

