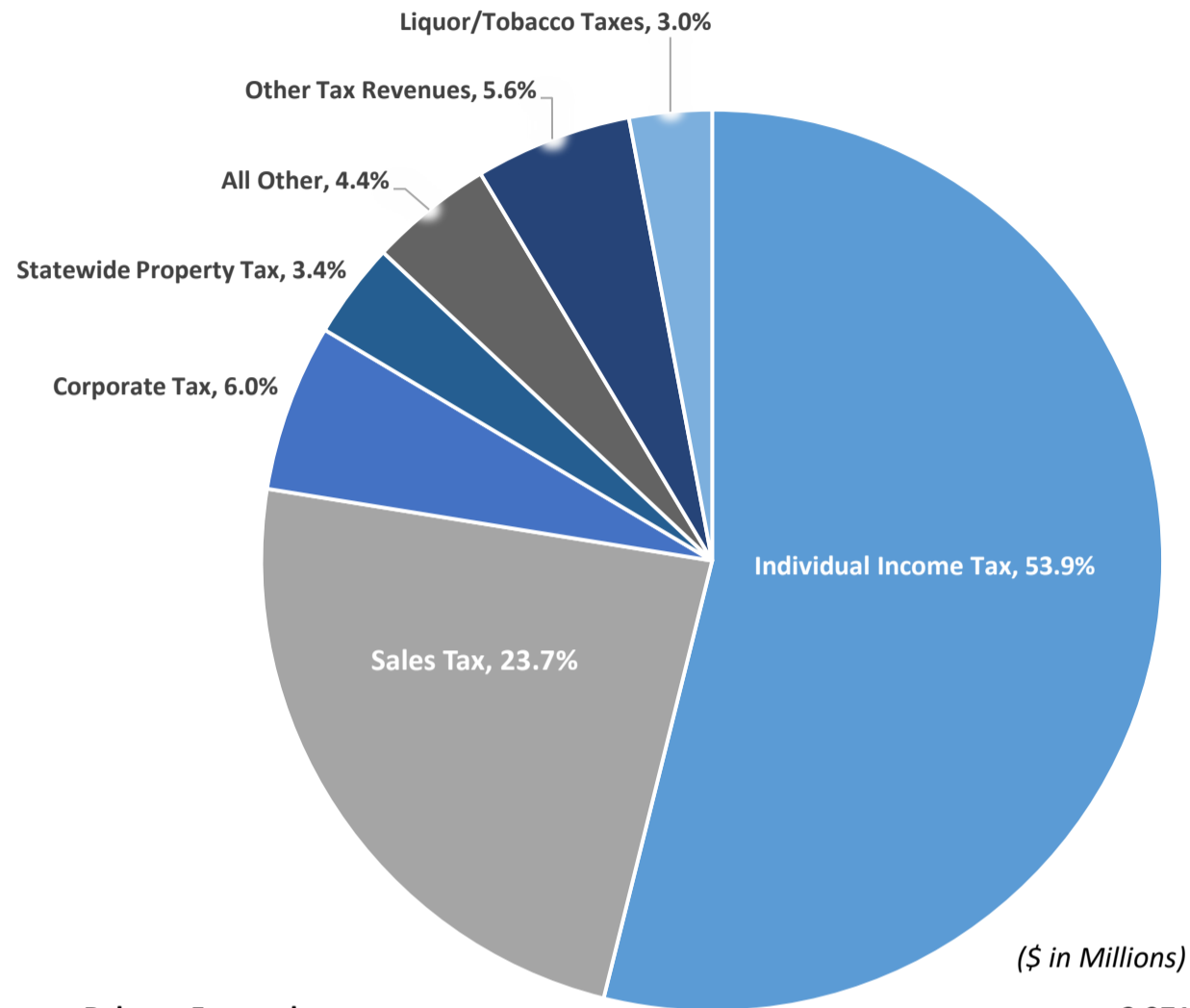


2020-21 Biennium

Where the General Fund Dollars Come From?

End of 2020 Legislative Session

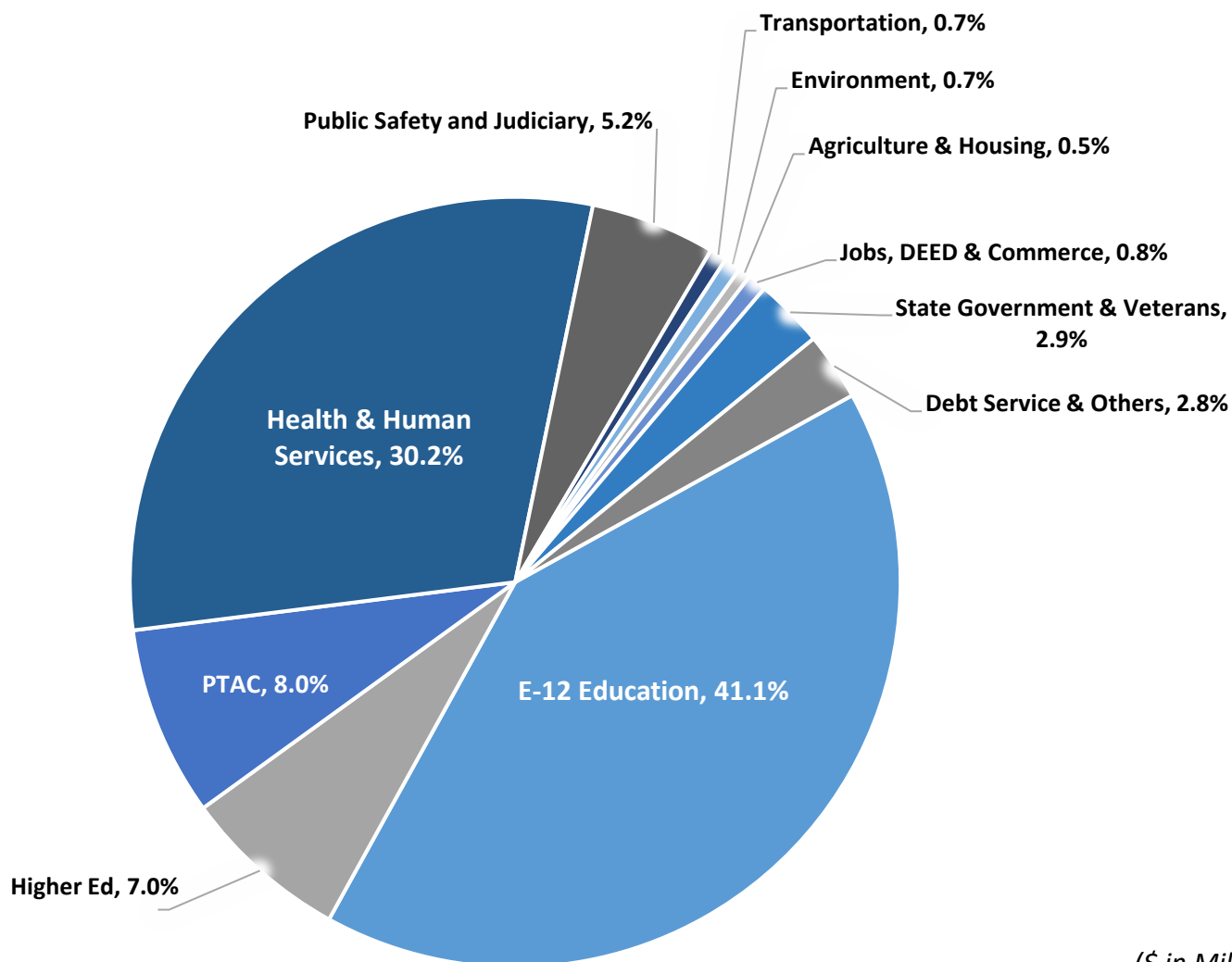


Forecast Balance Forward	3,971
Non-Dedicated Revenues:	
Individual Income Tax	24,329
Sales Tax	10,693
Corporate Tax	2,710
Statewide Property Tax	1,550
Liquor, Wine, Beer Taxes	192
Cigarette & Tobacco Taxes	1,144
Other Tax Revenues	2,541
All Other Revenues	1,482
Subtotal Non-Dedicated Revenues	44,640
Transfers From Other Funds	456
Prior Year Adjustments	64
Subtotal Other Resources	520
New Legislation Revenues	0
SUBTOTAL CURRENT RESOURCES	45,160
TOTAL AVAILABLE RESOURCES, FY 2020-21	49,131
Less: Estimated Expenditures	48,680
Cash Flow Account	350
Budget Reserve	2,377
Stadium Reserve	66
Projected General Fund Balance	-2,343

2020-21 Biennium

Where the General Fund Dollars Go?

End of 2020 Legislative Session



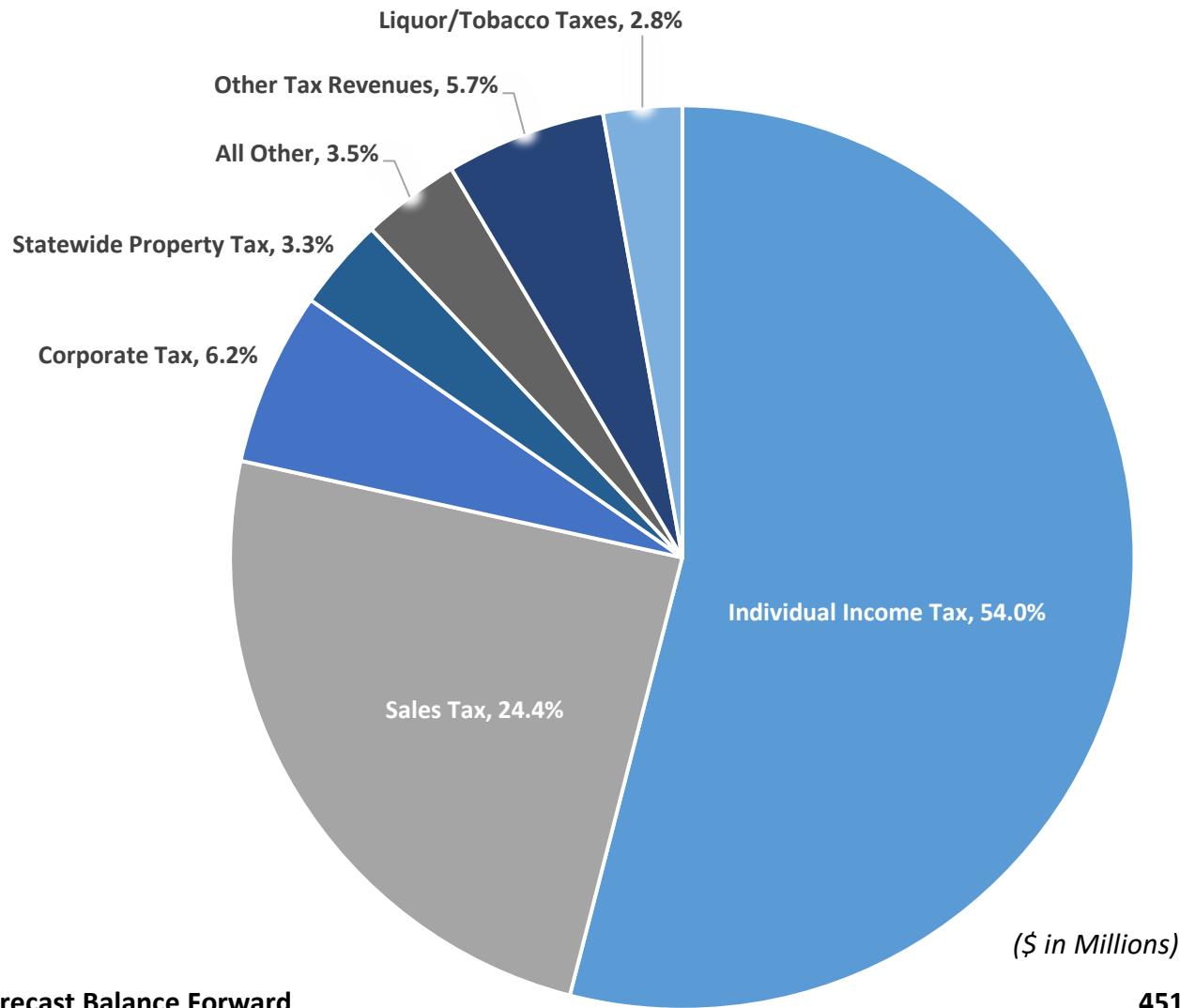
(\$ in Millions)

TOTAL AVAILABLE RESOURCES, FY 2020-21	49,131
Omnibus Bills:	
E-12 Education	19,999
Higher Education	3,406
Property Tax Aids & Credits	3,883
Health & Human Services	14,722
Public Safety & Judiciary	2,551
Transportation	349
Environment	342
Agriculture & Housing	249
Jobs, Economic Development & Commerce	382
State Government & Veterans	1,416
Debt Service	1,130
Capital Projects & Other	252
Subtotal-Omnibus Bills	48,680
TOTAL ESTIMATED EXPENDITURES, FY 2020-21	48,680
Cash Flow Account	350
Budget Reserve	2,377
Stadium Reserve	66
Projected General Fund Balance	-2,343

2022-23 Biennium

Where the General Fund Dollars Come From?

End of 2020 Legislative Session

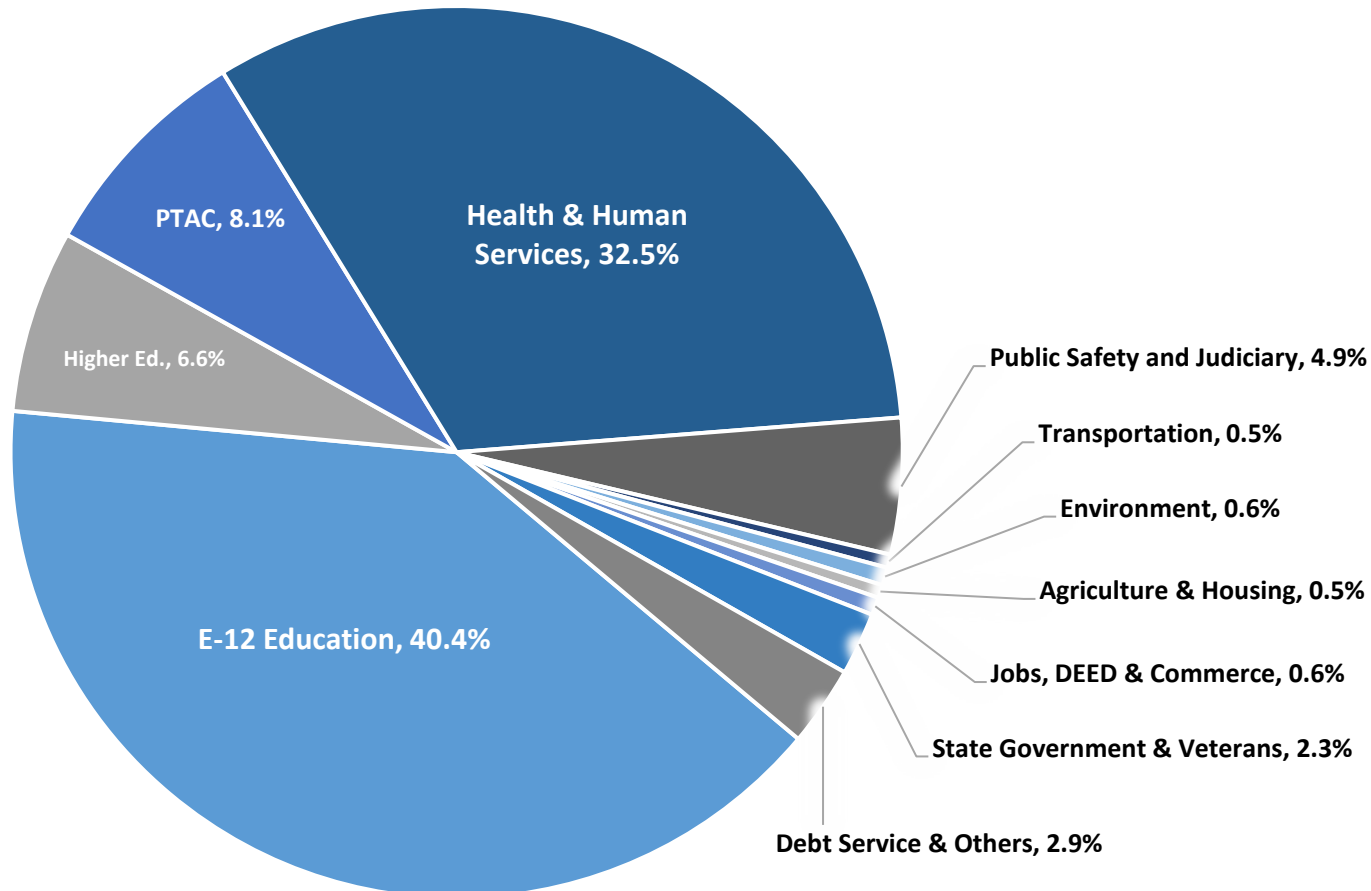


Forecast Balance Forward	451
Non-Dedicated Revenues:	
Individual Income Tax	25,191
Sales Tax	11,398
Corporate Tax	2,894
Statewide Property Tax	1,536
Liquor, Wine, Beer Taxes	199
Cigarette & Tobacco Taxes	1,115
Other Tax Revenues	2,666
All Other Revenues	1,390
Subtotal Non-Dedicated Revenues	46,389
Transfers From Other Funds	183
Prior Year Adjustments	74
Subtotal Other Resources	258
New Legislation Revenues	0
SUBTOTAL CURRENT RESOURCES	46,647
TOTAL AVAILABLE RESOURCES, FY 2022-23	47,098
Less: Estimated Expenditures	51,391
Cash Flow Account	350
Budget Reserve	1,886
Stadium Reserve	101
Projected General Fund Balance	-6,630

2022-23 Biennium

Where the General Fund Dollars Go?

End of 2020 Legislative Session



TOTAL AVAILABLE RESOURCES, FY 2022-23

(\$ in Millions)

Omnibus Bills:	47,098
E-12 Education	20,745
Higher Education	3,406
Property Tax Aids & Credits	4,170
Health & Human Services	16,720
Public Safety & Judiciary	2,537
Transportation	247
Environment	332
Agriculture & Housing	243
Jobs, Economic Development & Commerce	329
State Government & Veterans	1,172
Debt Service	1,205
Capital Projects & Other	284
Subtotal-Omnibus Bills	51,391
TOTAL ESTIMATED EXPENDITURES, FY 2022-21	51,391
Cash Flow Account	350
Budget Reserve	1,886
Stadium Reserve	101
Projected General Fund Balance	-6,630