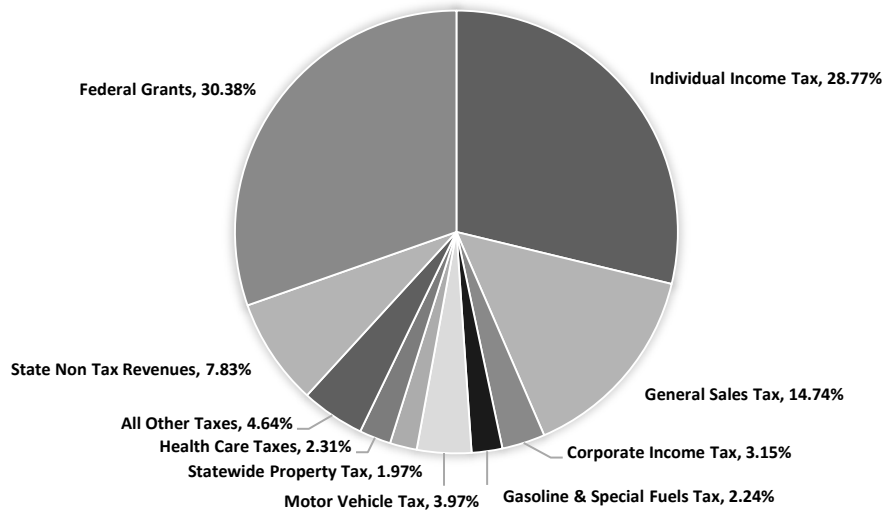


2018-19 Biennium
Where All Funds Dollars Come From
End of Session

2018-19 Biennium

\$ 82,551 Million Revenues

\$ 9,538 Million Balance Forward



	(\$ in Millions)
Forcast Balance Forward	\$ 9,538
Tax Revenues:	
Individual Income Tax	\$ 23,714
General Sales Tax	12,152
Corporate Income Tax	2,596
Gasoline & Special Fuels Tax	1,847
Motor Vehicle Tax	3,276
Statewide Property Tax	1,621
Health Care Taxes	1,901
All Other Taxes	3,822
Subtotal Tax Revenues	<u>\$ 50,929</u>
State Non Tax Revenues	6,453
Federal Grants	25,036
SUBTOTAL CURRENT RESOURCES	<u>\$ 82,418</u>
Transfer from Other Funds	\$ 133
TOTAL AVAILABLE RESOURCES, FY 2018-19	\$ 92,089
less: Estimated Expenditures	\$ 83,562
Balance Before Reserves	8,528
Budget Reserves	5,466
Appropriations Carried Forward	41
Projected Balance	<u><u>\$ 3,021</u></u>

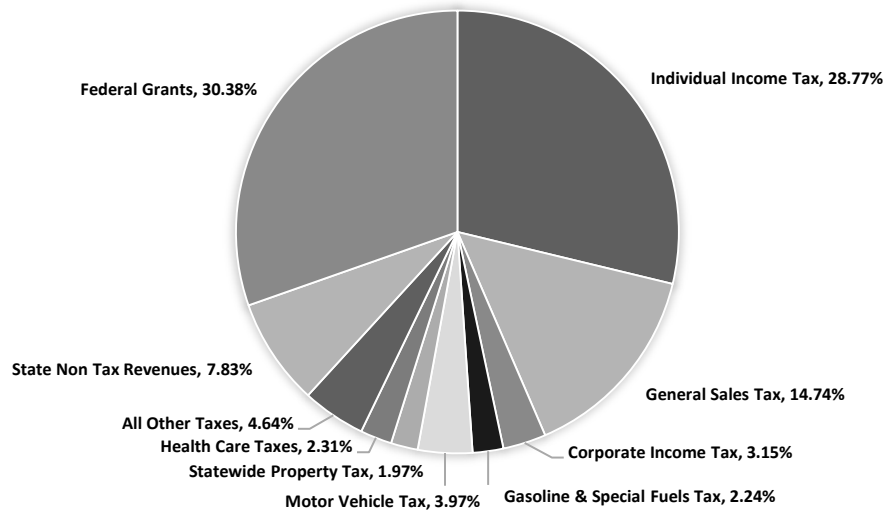


2020-21 Biennium
Where All Funds Dollars Come From
End of Session

2020-21 Biennium

\$ 85,407 Million Revenues

\$ 8,582 Million Balance Forward



	(\$ in Millions)
Forcast Balance Forward	\$ 8,582
Tax Revenues:	
Individual Income Tax	\$ 26,195
General Sales Tax	12,975
Corporate Income Tax	2,609
Gasoline & Special Fuels Tax	1,837
Motor Vehicle Tax	3,471
Statewide Property Tax	1,634
Health Care Taxes	1,085
All Other Taxes	4,150
Subtotal Tax Revenues	\$ 53,955
State Non Tax Revenues	5,152
Federal Grants	26,151
SUBTOTAL CURRENT RESOURCES	\$ 85,258
Transfer from Other Funds	\$ 150
TOTAL AVAILABLE RESOURCES, FY 2020-21	\$ 93,990
less: Estimated Expenditures	\$ 84,551
Balance Before Reserves	9,439
Budget Reserves	5,755
Appropriations Carried Forward	41
Projected Balance	\$ 3,642

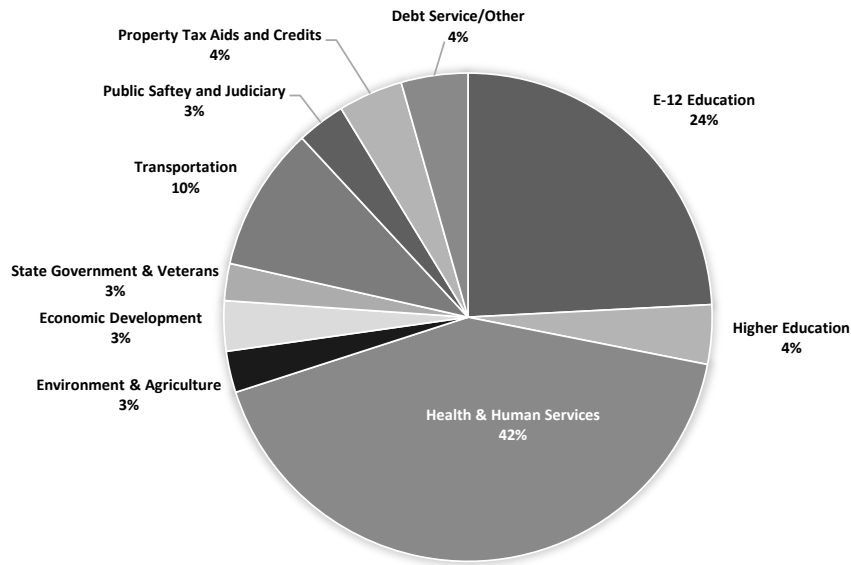


2018-19 Biennium Where All Funds Dollars Go End of Session

2018-19 Biennium

\$83,562 Million Spending

\$5,466 Million Budget Reserve



	<u>(\$ in Millions)</u>
TOTAL AVAILABLE RESOURCES, FY 2018-19	\$ 92,089
Omnibus Bills:	
E-12 Education	\$ 20,651
Higher Education	3,357
Health & Human Services	35,802
Environment & Agriculture	2,341
Economic Development	2,839
State Government & Veterans	2,095
Transportation	8,168
Public Safety and Judiciary	2,735
Property Tax Aids and Credits	3,658
Debt Service/Other	3,770
Inter-Fund Expenditure Adjustment	(1,855)
Subtotal-Omnibus Bills	<u>\$ 83,562</u>
TOTAL ESTIMATED EXPENDITURES, FY 2018-19	\$ 83,562
Balance Before Reserves	\$ 8,528
Budget Reserves	5,466
Appropriations Carried Forward	40
Projected Balance	<u><u>\$ 3,021</u></u>

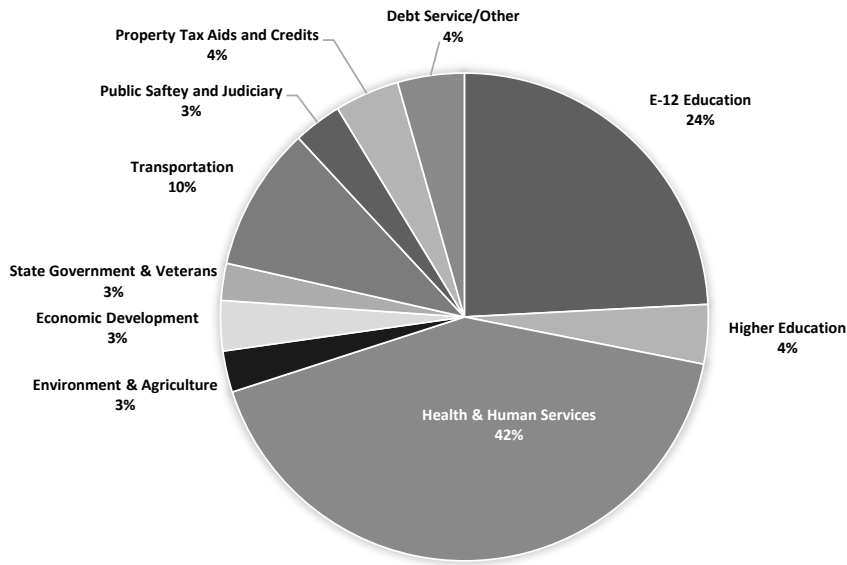


2020-21 Biennium Where All Funds Dollars Go End of Session

2020-21 Biennium

\$84,551 Million Spending

\$5,755 Million Budget Reserve



	(\$ in Millions)
TOTAL AVAILABLE RESOURCES, FY 2020-21	\$ 93,990
 Omnibus Bills:	
E-12 Education	\$ 21,372
Higher Education	3,318
Health & Human Services	39,067
Environment & Agriculture	1,464
Economic Development	1,721
State Government & Veterans	1,718
Transportation	7,887
Public Safety and Judiciary	2,734
Property Tax Aids and Credits	3,654
Debt Service/Other	3,391
Inter-Fund Expenditure Adjustment	(1,775)
Subtotal-Omnibus Bills	\$ 84,551
 TOTAL ESTIMATED EXPENDITURES, FY 2020-21	 \$ 84,551
 Balance Before Reserves	 \$ 9,439
Budget Reserves	5,755
Appropriations Carried Forward	41
Projected Balance	\$ 3,642

