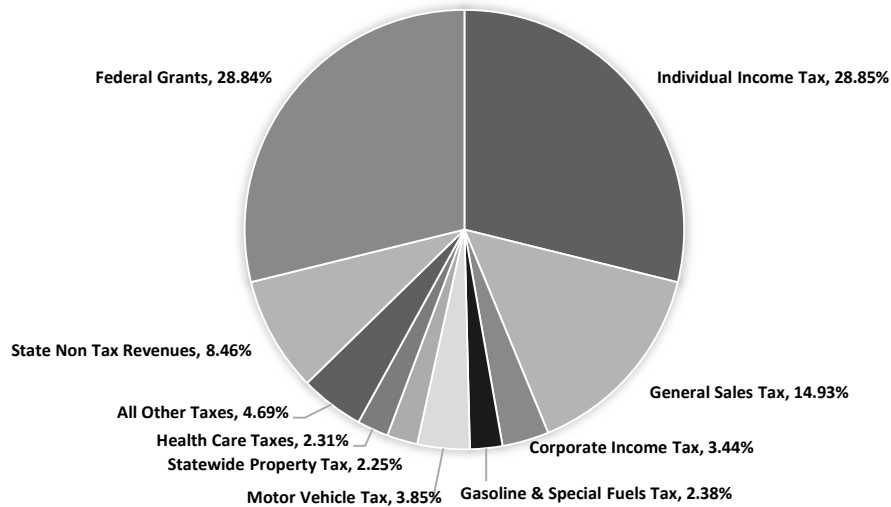


2016-17 Biennium
Where All Funds Dollars Come From
November Forecast

2016-17 Biennium

\$ 76,133 Million Revenues

\$ 7,938 Million Balance Forward



	<u>(\$ in Millions)</u>
Forcast Balance Forward	\$ 7,938
Tax Revenues:	
Individual Income Tax	\$ 21,927
General Sales Tax	11,343
Corporate Income Tax	2,615
Gasoline & Special Fuels Tax	1,812
Motor Vehicle Tax	2,924
Statewide Property Tax	1,712
Health Care Taxes	1,752
All Other Taxes	3,562
Subtotal Tax Revenues	<u>\$ 47,647</u>
State Non Tax Revenues	6,430
Federal Grants	21,918
SUBTOTAL CURRENT RESOURCES	<u><u>\$ 75,995</u></u>
Transfer from Other Funds	\$ 138
TOTAL AVAILABLE RESOURCES, FY 2016-17	\$ 84,071
less: Expenditures	\$ 74,578
Balance Before Reserves	9,494
Budget Reserves	4,578
Appropriations Carried Forward	415
Projected Balance	<u><u>\$ 4,500</u></u>

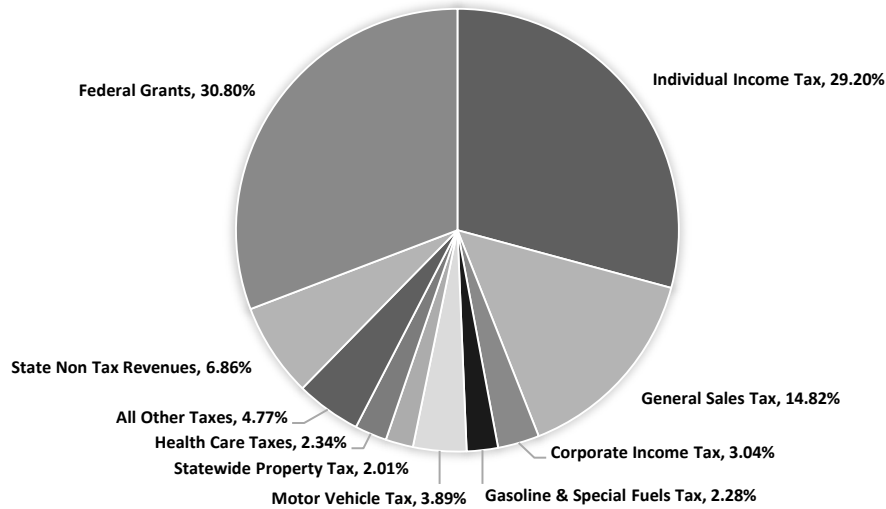


2018-19 Biennium
Where All Funds Dollars Come From
November Forecast

2018-19 Biennium

\$ 81,264 Million Revenues

\$ 9,538 Million Balance Forward



	(\$ in Millions)
Forcast Balance Forward	\$ 9,538
Tax Revenues:	
Individual Income Tax	\$ 23,689
General Sales Tax	12,024
Corporate Income Tax	2,465
Gasoline & Special Fuels Tax	1,850
Motor Vehicle Tax	3,159
Statewide Property Tax	1,630
Health Care Taxes	1,899
All Other Taxes	3,866
Subtotal Tax Revenues	<u>\$ 50,581</u>
State Non Tax Revenues	5,565
Federal Grants	24,985
SUBTOTAL CURRENT RESOURCES	<u>\$ 81,131</u>
Transfer from Other Funds	\$ 133
TOTAL AVAILABLE RESOURCES, FY 2018-19	\$ 90,802
less: Estimated Expenditures	\$ 83,359
Balance Before Reserves	7,443
Budget Reserves	4,759
Appropriations Carried Forward	40
Projected Balance	<u><u>\$ 2,644</u></u>

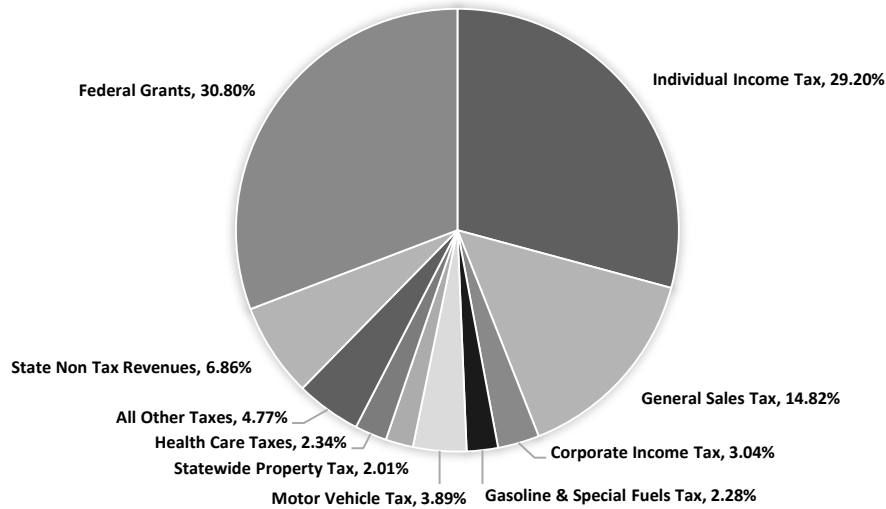


2020-21 Biennium
Where All Funds Dollars Come From
November Forecast

2020-21 Biennium

\$ 84,792 Million Revenues

\$ 7,499 Million Balance Forward



	(\$ in Millions)
Forcast Balance Forward	\$ 7,499
Tax Revenues:	
Individual Income Tax	\$ 25,999
General Sales Tax	12,662
Corporate Income Tax	2,610
Gasoline & Special Fuels Tax	1,859
Motor Vehicle Tax	3,266
Statewide Property Tax	1,633
Health Care Taxes	1,067
All Other Taxes	4,263
Subtotal Tax Revenues	\$ 53,360
State Non Tax Revenues	5,136
Federal Grants	26,147
SUBTOTAL CURRENT RESOURCES	\$ 84,642
Transfer from Other Funds	\$ 150
TOTAL AVAILABLE RESOURCES, FY 2020-21	\$ 92,291
less: Estimated Expenditures	\$ 84,584
Balance Before Reserves	7,708
Budget Reserves	5,031
Appropriations Carried Forward	39
Projected Balance	\$ 2,637

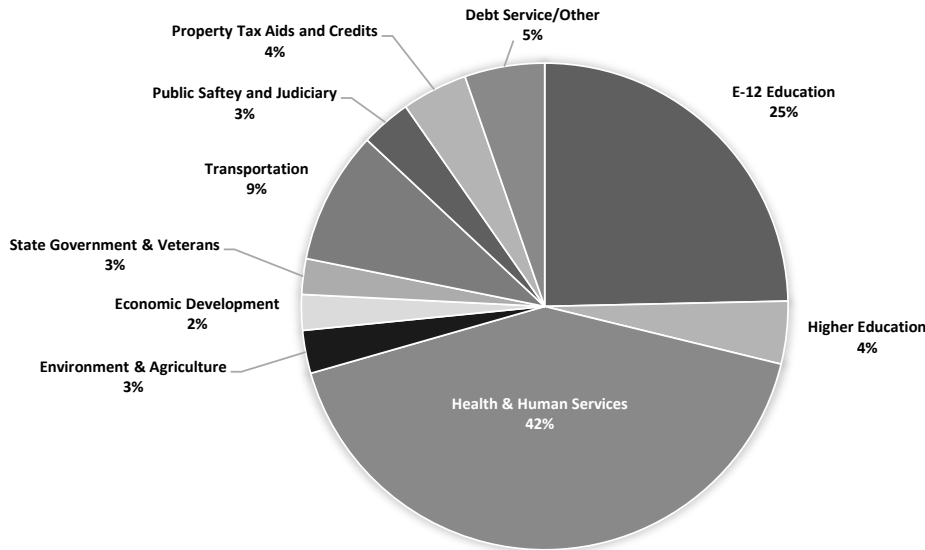


2016-17 Biennium Where All Funds Dollars Go November Forecast

2016-17 Biennium

\$74,578 Million Spending

\$4,578 Million Budget Reserve



	(\$ in Millions)
TOTAL AVAILABLE RESOURCES, FY 2016-17	\$ 84,071
Omnibus Bills:	
E-12 Education	\$ 18,834
Higher Education	3,180
Health & Human Services	31,901
Environment & Agriculture	2,182
Economic Development	1,806
State Government & Veterans	1,810
Transportation	6,741
Public Safety and Judiciary	2,553
Property Tax Aids and Credits	3,336
Debt Service/Other	4,059
Inter-Fund Expenditure Adjustment	(1,823)
Subtotal-Omnibus Bills	\$ 74,578
TOTAL EXPENDITURES, FY 2016-17	\$ 74,578
Balance Before Reserves	\$ 9,494
Budget Reserves	4,578
Appropriations Carried Forward	415
Projected Balance	\$ 4,500

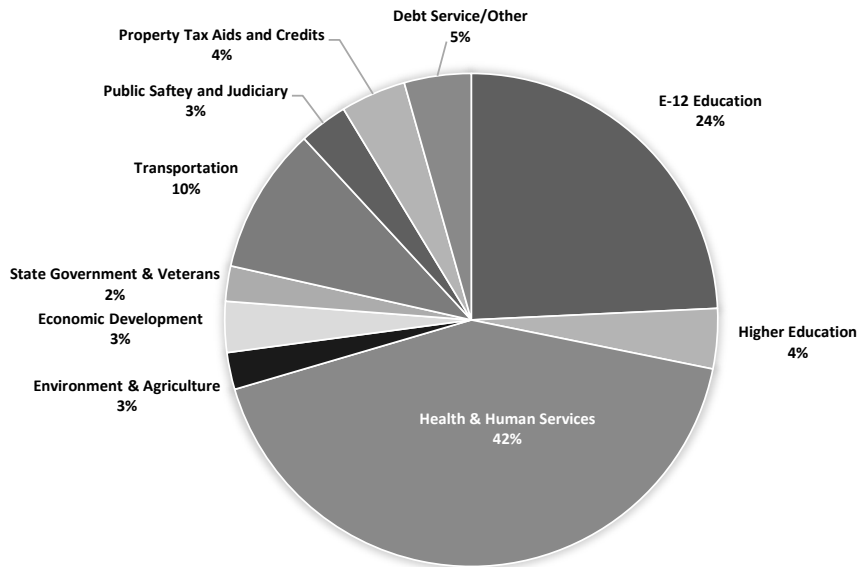


2018-19 Biennium

Where All Funds Dollars Go

November Forecast

2018-19 Biennium
\$83,359 Million Spending
\$4,759 Million Budget Reserve



	(\$ in Millions)
TOTAL AVAILABLE RESOURCES, FY 2018-19	\$ 90,802
Omnibus Bills:	
E-12 Education	\$ 20,659
Higher Education	3,357
Health & Human Services	36,002
Environment & Agriculture	2,066
Economic Development	2,837
State Government & Veterans	1,969
Transportation	8,195
Public Safety and Judiciary	2,715
Property Tax Aids and Credits	3,650
Debt Service/Other	3,735
Inter-Fund Expenditure Adjustment	(1,825)
Subtotal-Omnibus Bills	\$ 83,359
TOTAL ESTIMATED EXPENDITURES, FY 2018-19	\$ 83,359
Balance Before Reserves	\$ 7,443
Budget Reserves	4,759
Appropriations Carried Forward	40
Projected Balance	\$ 2,644

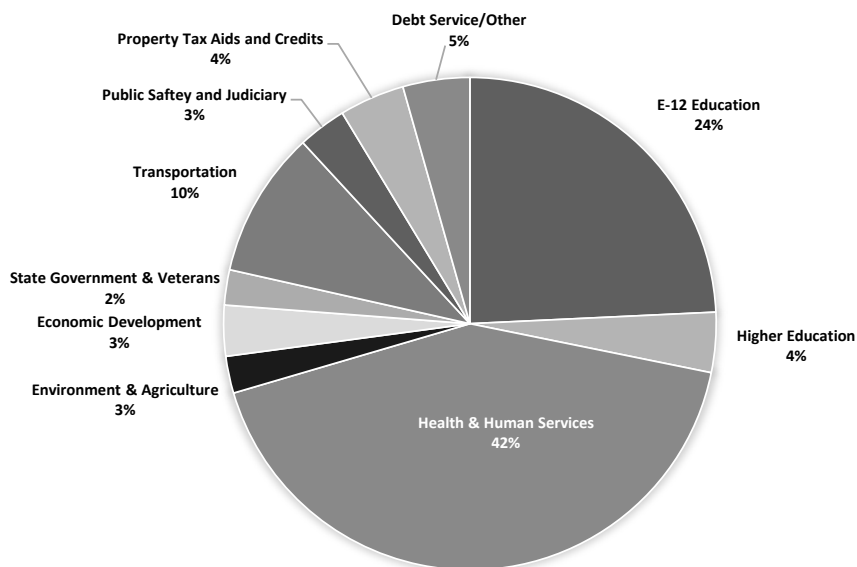


2020-21 Biennium Where All Funds Dollars Go November Forecast

2020-21 Biennium

\$84,584 Million Spending

\$5,031 Million Budget Reserve



	(\$ in Millions)
TOTAL AVAILABLE RESOURCES, FY 2020-21	\$ 92,291
Omnibus Bills:	
E-12 Education	\$ 21,406
Higher Education	3,318
Health & Human Services	39,219
Environment & Agriculture	1,457
Economic Development	1,718
State Government & Veterans	1,563
Transportation	7,818
Public Safety and Judiciary	2,712
Property Tax Aids and Credits	3,664
Debt Service/Other	3,470
Inter-Fund Expenditure Adjustment	(1,762)
Subtotal-Omnibus Bills	\$ 84,584
TOTAL ESTIMATED EXPENDITURES, FY 2020-21	\$ 84,584
Balance Before Reserves	\$ 7,708
Budget Reserves	5,031
Appropriations Carried Forward	39
Projected Balance	\$ 2,637

