

2016-17 Biennium

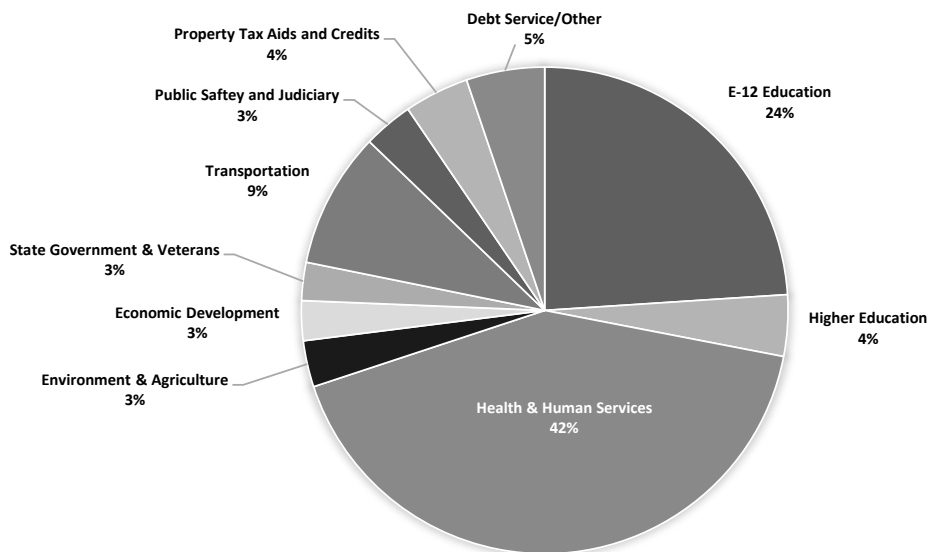
Where All Funds Dollars Go

November Forecast Budget

2016-17 Biennium

\$76,163 Million Spending

\$4,857 Million Budget Reserve



TOTAL AVAILABLE RESOURCES, FY 2016-17

(\$ in Millions)
\$ 84,108

Omnibus Bills:

E-12 Education	\$ 18,685
Higher Education	3,176
Health & Human Services	32,658
Environment & Agriculture	2,402
Economic Development	2,060
State Government & Veterans	1,973
Transportation	7,034
Public Safety and Judiciary	2,576
Property Tax Aids and Credits	3,349
Debt Service/Other	4,056
Inter-Fund Expenditure Adjustment	(1,805)
Subtotal-Omnibus Bills	\$ 76,163

TOTAL ESTIMATED EXPENDITURES, FY 2016-17

\$ 76,163

Balance Before Reserves	\$ 7,946
Budget Reserves	4,857
Appropriations Carried Forward	3
Projected Balance	\$ 3,086

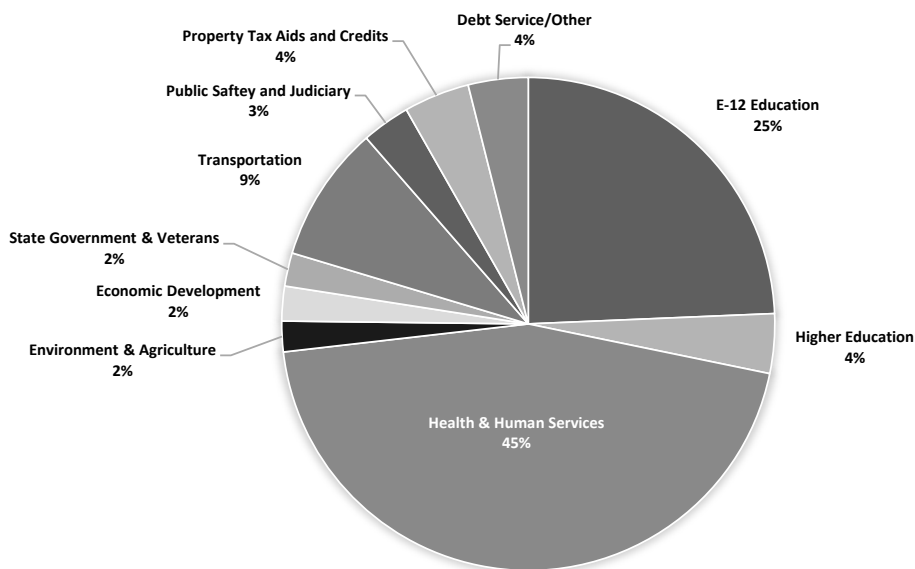


2018-19 Biennium

Where All Funds Dollars Go

November Forecast Budget

2018-19 Biennium
\$78,562 Million Spending
\$5,074 Million Budget Reserve



	(\$ in Millions)
TOTAL AVAILABLE RESOURCES, FY 2018-19	\$ 88,891
Omnibus Bills:	
E-12 Education	\$ 19,535
Higher Education	3,134
Health & Human Services	36,090
Environment & Agriculture	1,611
Economic Development	1,824
State Government & Veterans	1,755
Transportation	7,184
Public Safety and Judiciary	2,545
Property Tax Aids and Credits	3,461
Debt Service/Other	3,151
Inter-Fund Expenditure Adjustment	(1,728)
Subtotal-Omnibus Bills	<u>\$ 78,562</u>
TOTAL ESTIMATED EXPENDITURES, FY 2018-19	\$ 78,562
Balance Before Reserves	\$ 10,329
Budget Reserves	5,074
Appropriations Carried Forward	3
Projected Balance	<u><u>\$ 5,252</u></u>

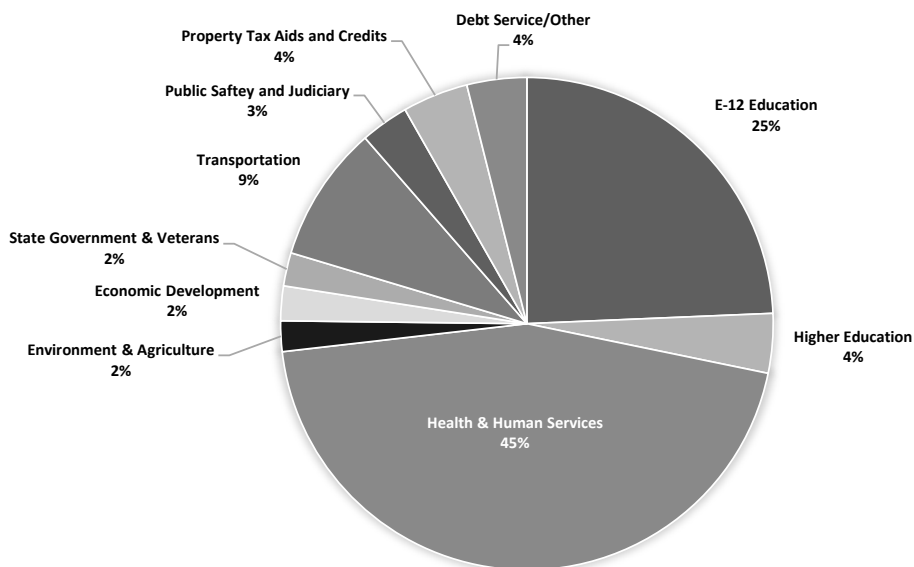


2020-21 Biennium Where All Funds Dollars Go November Forecast Budget

2020-21 Biennium

\$82,818 Million Spending

\$5,317 Million Budget Reserve



	(\$ in Millions)
TOTAL AVAILABLE RESOURCES, FY 2018-19	\$ 95,655
Omnibus Bills:	
E-12 Education	\$ 20,141
Higher Education	3,129
Health & Human Services	39,555
Environment & Agriculture	1,591
Economic Development	1,849
State Government & Veterans	1,727
Transportation	7,307
Public Safety and Judiciary	2,521
Property Tax Aids and Credits	3,549
Debt Service/Other	3,238
Inter-Fund Expenditure Adjustment	(1,789)
Subtotal-Omnibus Bills	<u>\$ 82,818</u>
TOTAL ESTIMATED EXPENDITURES, FY 2020-21	\$ 82,818
Balance Before Reserves	\$ 12,837
Budget Reserves	5,317
Appropriations Carried Forward	3
Projected Balance	<u><u>\$ 7,517</u></u>

