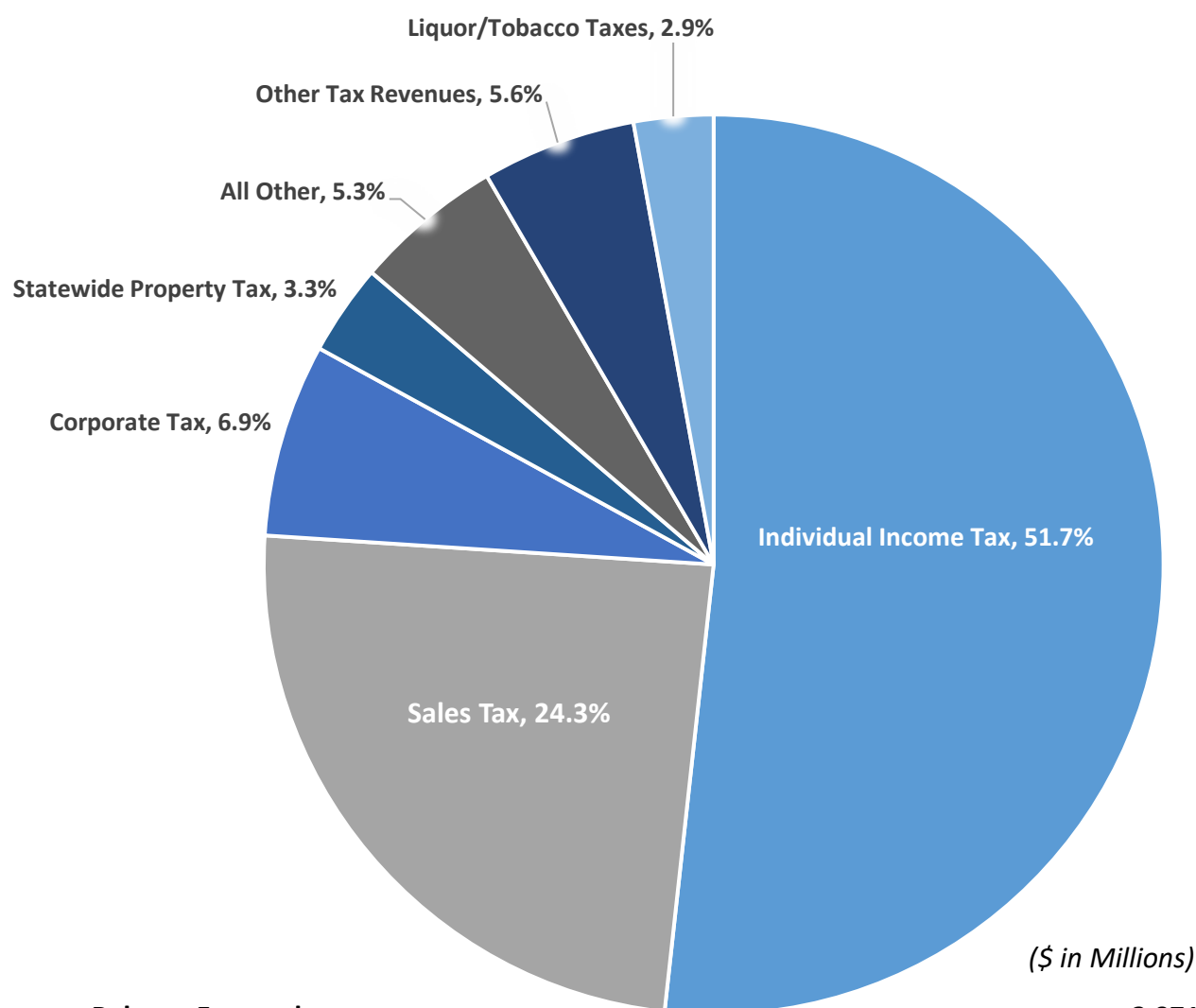


2020-21 Biennium

# Where the General Fund Dollars Come From?

2021 Governor's Revised Recommendations

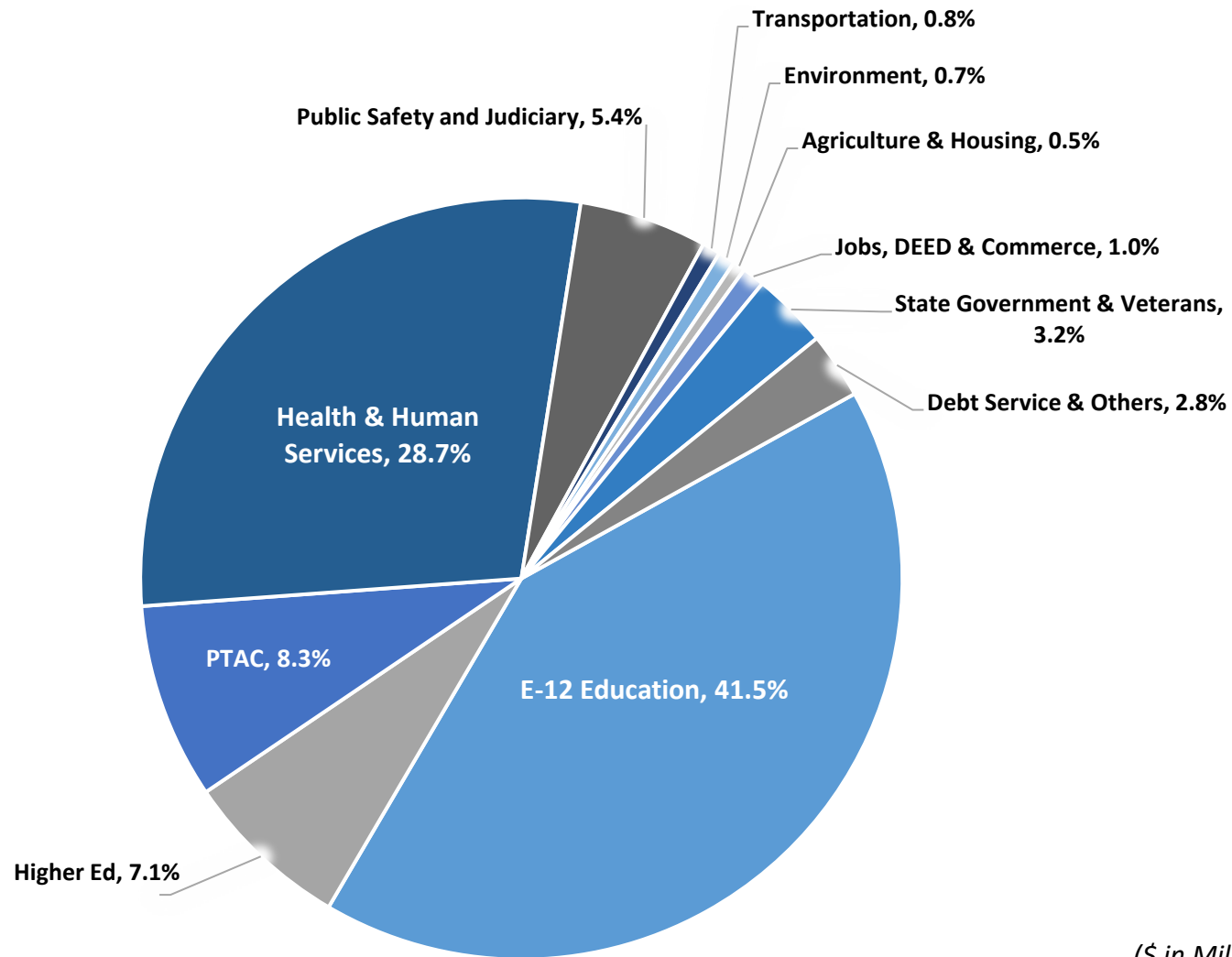


<b>Forecast Balance Forward</b>	<b>3,971</b>
Non-Dedicated Revenues:	
Individual Income Tax	24,664
Sales Tax	11,578
Corporate Tax	3,312
Statewide Property Tax	1,558
Liquor, Wine, Beer Taxes	195
Cigarette & Tobacco Taxes	1,168
Other Tax Revenues	2,647
All Other Revenues	1,670
<b>Subtotal Non-Dedicated Revenues</b>	<b>46,792</b>
Transfers From Other Funds	672
Prior Year Adjustments	202
<b>Subtotal Other Resources</b>	<b>875</b>
<b>SUBTOTAL CURRENT RESOURCES</b>	<b>47,667</b>
<b>TOTAL AVAILABLE RESOURCES, FY 2020-21</b>	<b>51,639</b>
Less: Estimated Expenditures	48,015
Cash Flow Account	350
Budget Reserve	2,377
Stadium Reserve	81
<b>Projected General Fund Balance</b>	<b>815</b>

2020-21 Biennium

# Where the General Fund Dollars Go?

2021 Governor's Revised Recommendations



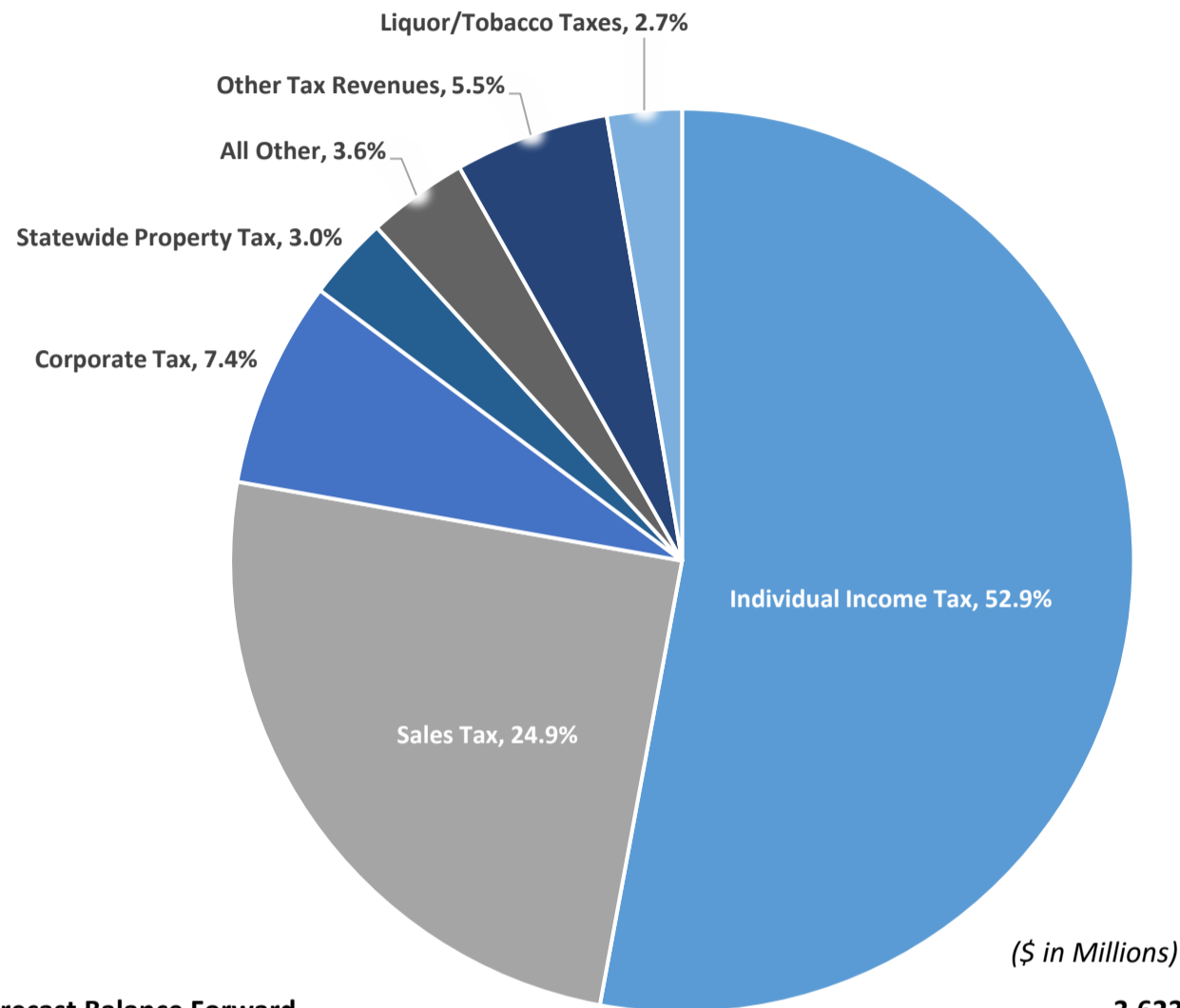
(\$ in Millions)

<b>TOTAL AVAILABLE RESOURCES, FY 2020-21</b>	<b>51,639</b>
Omnibus Bills:	
E-12 Education	19,925
Higher Education	3,403
Property Tax Aids & Credits	3,991
Health & Human Services	13,760
Public Safety & Judiciary	2,613
Transportation	367
Environment	348
Agriculture & Housing	250
Jobs, Economic Development & Commerce	458
State Government & Veterans	1,550
Debt Service	1,056
Capital Projects & Other	294
<b>Subtotal-Omnibus Bills</b>	<b>48,015</b>
<b>TOTAL ESTIMATED EXPENDITURES, FY 2020-21</b>	<b>48,015</b>
Cash Flow Account	350
Budget Reserve	2,377
Stadium Reserve	81
<b>Projected General Fund Balance</b>	<b>815</b>

2022-23 Biennium

# Where the General Fund Dollars Come From?

2021 Governor's Revised Recommendations

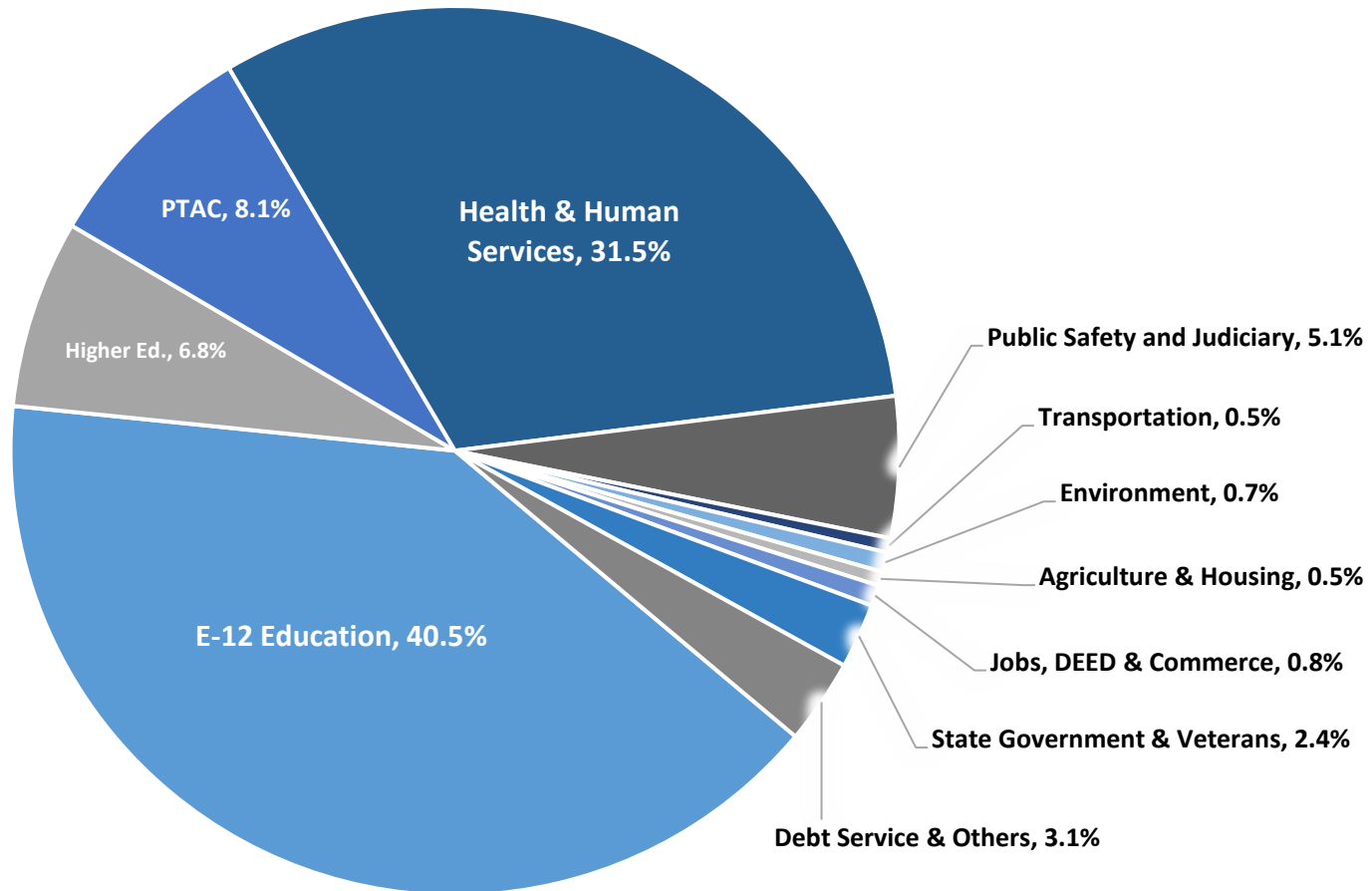


<b>Forecast Balance Forward</b>	<b>3,623</b>
<b>Non-Dedicated Revenues:</b>	
Individual Income Tax	27,309
Sales Tax	12,842
Corporate Tax	3,823
Statewide Property Tax	1,541
Liquor, Wine, Beer Taxes	204
Cigarette & Tobacco Taxes	1,175
Other Tax Revenues	2,853
All Other Revenues	1,471
<b>Subtotal Non-Dedicated Revenues</b>	<b>51,220</b>
Transfers From Other Funds	315
Prior Year Adjustments	75
<b>Subtotal Other Resources</b>	<b>389</b>
<b>SUBTOTAL CURRENT RESOURCES</b>	<b>51,609</b>
<b>TOTAL AVAILABLE RESOURCES, FY 2022-23</b>	<b>55,232</b>
Less: Estimated Expenditures	52,286
Cash Flow Account	350
Budget Reserve	2,343
Stadium Reserve	100
<b>Projected General Fund Balance</b>	<b>153</b>

2022-23 Biennium

# Where the General Fund Dollars Go?

2021 Governor's Revised Recommendations



TOTAL AVAILABLE RESOURCES, FY 2022-23

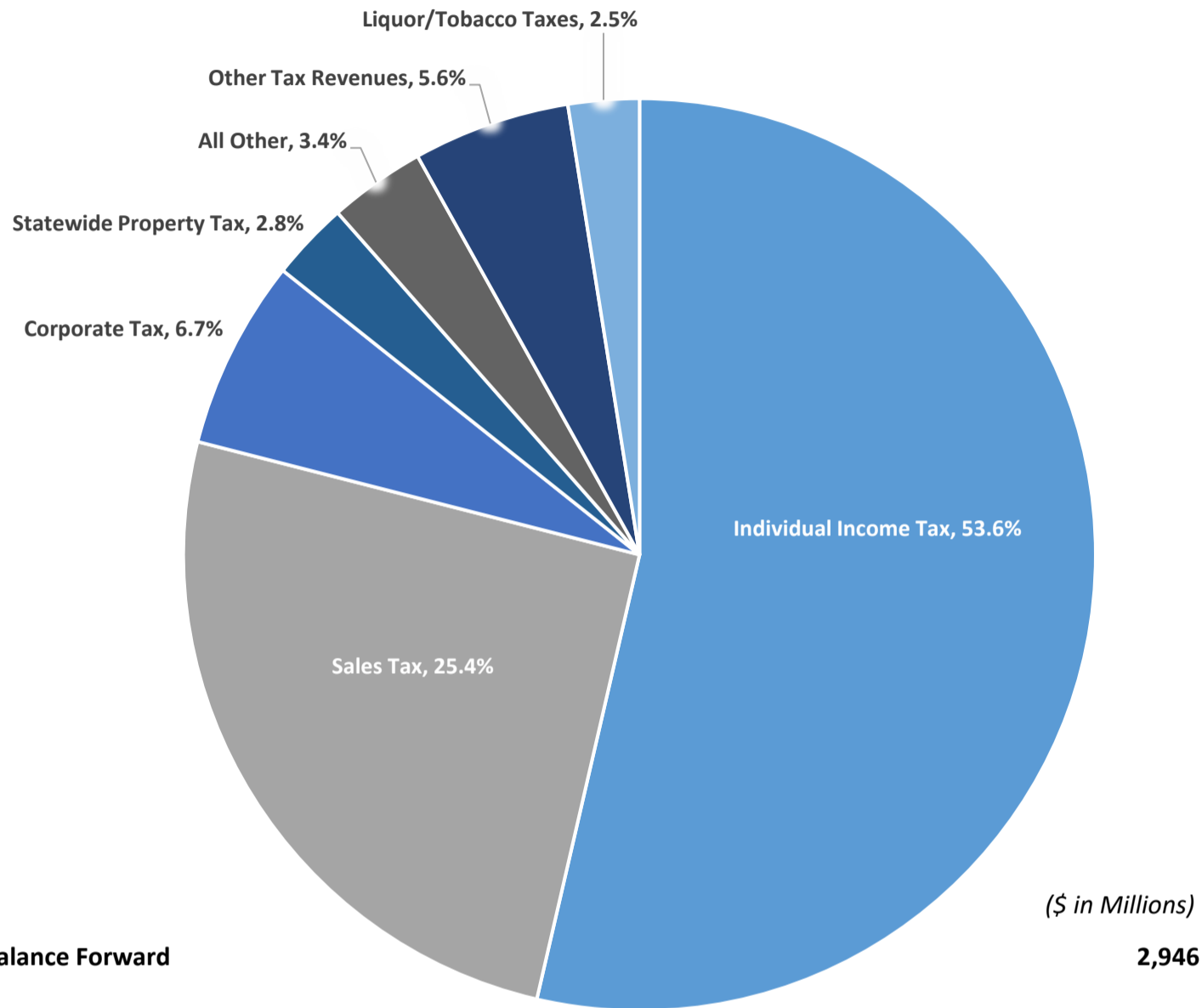
(\$ in Millions)

Omnibus Bills:	<b>55,232</b>
E-12 Education	21,174
Higher Education	3,576
Property Tax Aids & Credits	4,213
Health & Human Services	16,480
Public Safety & Judiciary	2,685
Transportation	274
Environment	373
Agriculture & Housing	267
Jobs, Economic Development & Commerce	395
State Government & Veterans	1,236
Debt Service	1,268
Capital Projects & Other	345
<b>Subtotal-Omnibus Bills</b>	<b>52,286</b>
<b>TOTAL ESTIMATED EXPENDITURES, FY 2022-23</b>	<b>52,286</b>
Cash Flow Account	350
Budget Reserve	2,343
Stadium Reserve	100
<b>Projected General Fund Balance</b>	<b>153</b>

2024-25 Biennium

# Where the General Fund Dollars Come From?

2021 Governor's Revised Recommendations



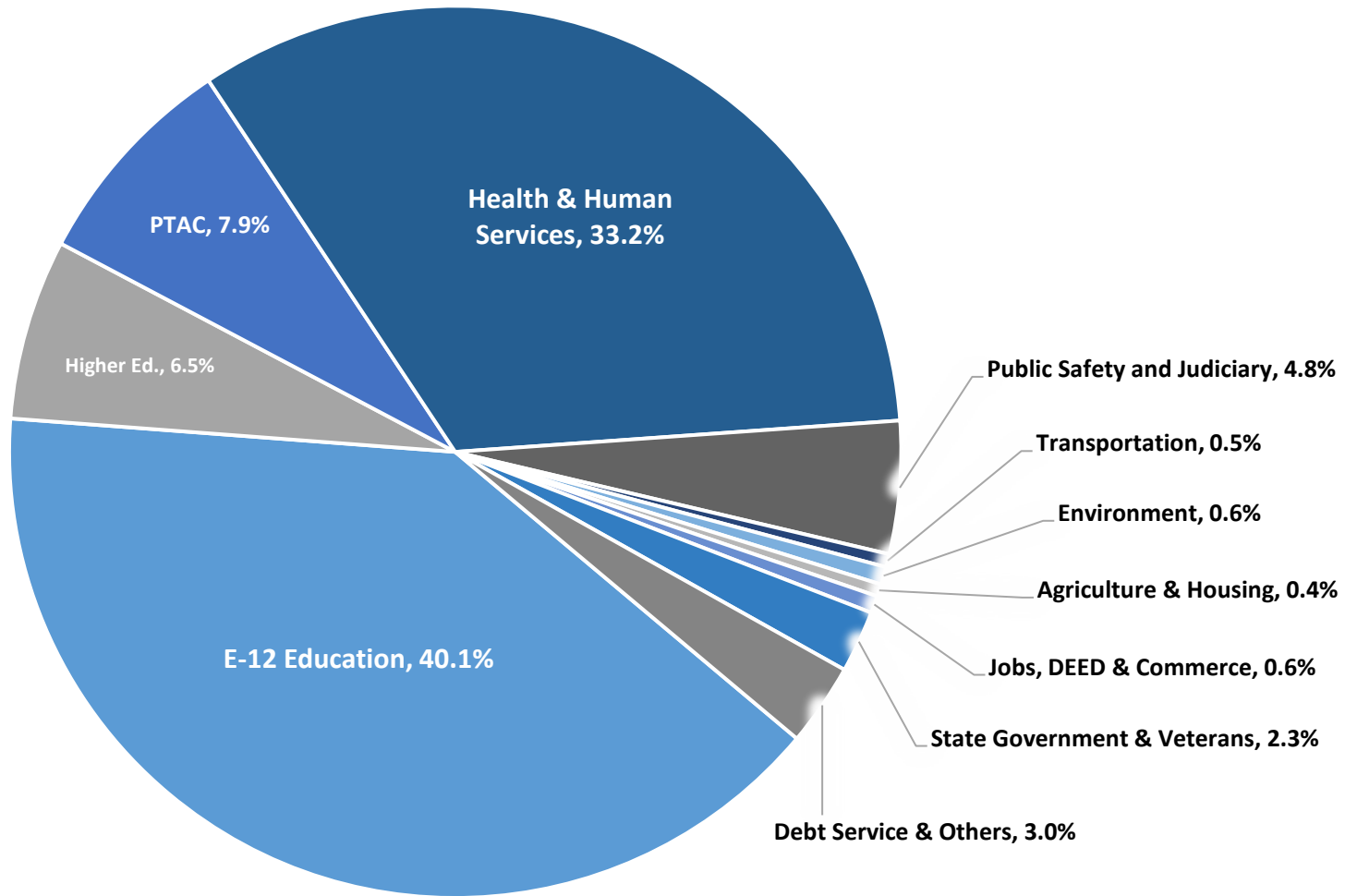
(\$ in Millions)

<b>Forecast Balance Forward</b>	<b>2,946</b>
<b>Non-Dedicated Revenues:</b>	
Individual Income Tax	29,632
Sales Tax	14,019
Corporate Tax	3,714
Statewide Property Tax	1,537
Liquor, Wine, Beer Taxes	215
Cigarette & Tobacco Taxes	1,176
Other Tax Revenues	3,079
All Other Revenues	1,464
<b>Subtotal Non-Dedicated Revenues</b>	<b>54,837</b>
Transfers From Other Funds	353
Prior Year Adjustments	75
<b>Subtotal Other Resources</b>	<b>428</b>
<b>SUBTOTAL CURRENT RESOURCES</b>	<b>55,266</b>
<b>TOTAL AVAILABLE RESOURCES, FY 2024-25</b>	<b>58,212</b>
Less: Estimated Expenditures	55,295
Cash Flow Account	350
Budget Reserve	2,343
Stadium Reserve	100
<b>Projected General Fund Balance</b>	<b>124</b>

2024-25 Biennium

# Where the General Fund Dollars Go?

2021 Governor's Revised Recommendations



TOTAL AVAILABLE RESOURCES, FY 2024-25

(\$ in Millions)

Omnibus Bills:	<b>58,212</b>
E-12 Education	22,166
Higher Education	3,616
Property Tax Aids & Credits	4,386
Health & Human Services	18,364
Public Safety & Judiciary	2,658
Transportation	262
Environment	356
Agriculture & Housing	245
Jobs, Economic Development & Commerce	344
State Government & Veterans	1,246
Debt Service	1,301
Capital Projects & Other	352
<b>Subtotal-Omnibus Bills</b>	<b>55,295</b>
<b>TOTAL ESTIMATED EXPENDITURES, FY 2024-25</b>	<b>55,295</b>
Cash Flow Account	350
Budget Reserve	2,343
Stadium Reserve	100
<b>Projected General Fund Balance</b>	<b>124</b>