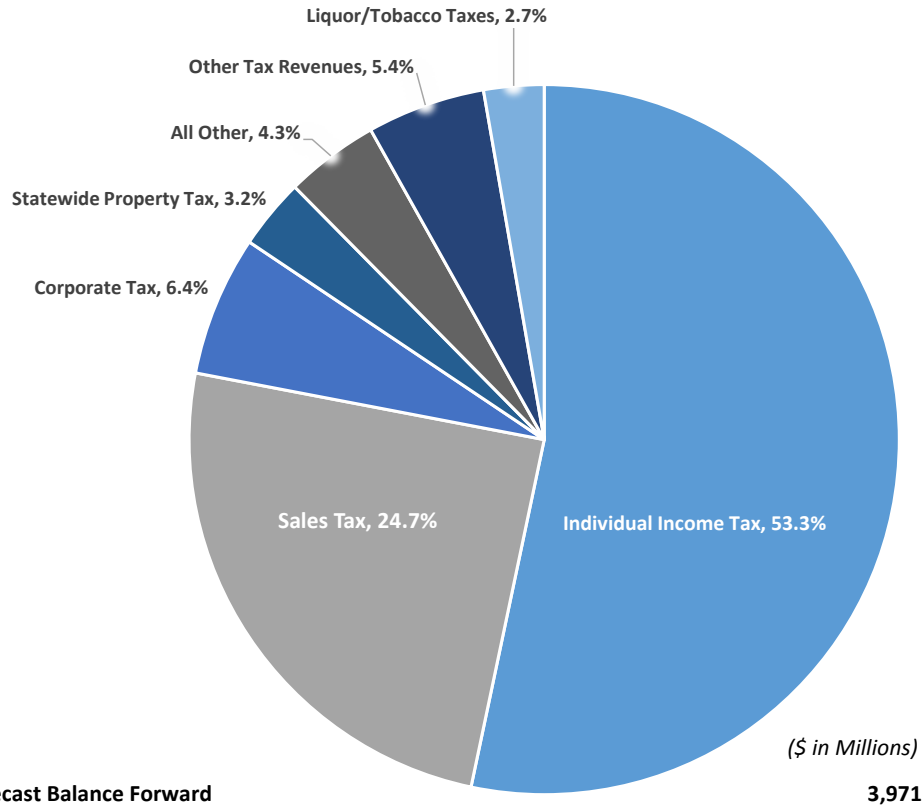


2020-21 Biennium

# Where the General Fund Dollars Come From?

Governor's 2020 Recommendation

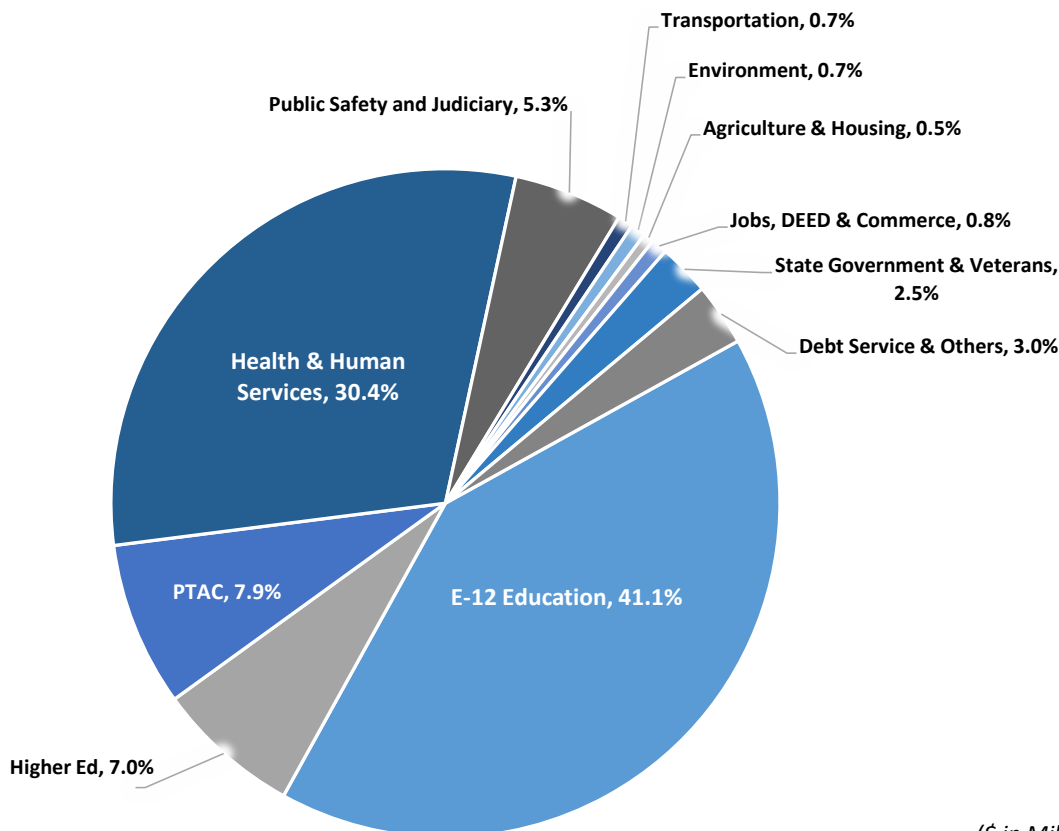


<b>Forecast Balance Forward</b>	<b>3,971</b>
<b>Non-Dedicated Revenues:</b>	
Individual Income Tax	25,988
Sales Tax	12,044
Corporate Tax	3,114
Statewide Property Tax	1,562
Liquor, Wine, Beer Taxes	192
Cigarette & Tobacco Taxes	1,144
Other Tax Revenues	2,625
All Other Revenues	1,563
<b>Subtotal Non-Dedicated Revenues</b>	<b>48,233</b>
Transfers From Other Funds	456
Prior Year Adjustments	64
<b>Subtotal Other Resources</b>	<b>520</b>
New Legislation Revenues	9
<b>SUBTOTAL CURRENT RESOURCES</b>	<b>48,761</b>
<b>TOTAL AVAILABLE RESOURCES, FY 2020-21</b>	<b>52,732</b>
Less: Estimated Expenditures	48,727
Cash Flow Account	350
Budget Reserve	2,359
Stadium Reserve	130
<b>Projected General Fund Balance</b>	<b>1,167</b>

2020-21 Biennium

# Where the General Fund Dollars Go?

Governor's 2020 Recommendation



(\$ in Millions)

**TOTAL AVAILABLE RESOURCES, FY 2020-21** **52,732**

Omnibus Bills:

E-12 Education	20,026
Higher Education	3,406
Property Tax Aids & Credits	3,872
Health & Human Services	14,819
Public Safety & Judiciary	2,581
Transportation	356
Environment	354
Agriculture & Housing	248
Jobs, Economic Development & Commerce	374
State Government & Veterans	1,220
Debt Service	1,150
Capital Projects & Other	321
<b>Subtotal-Omnibus Bills</b>	<b>48,727</b>

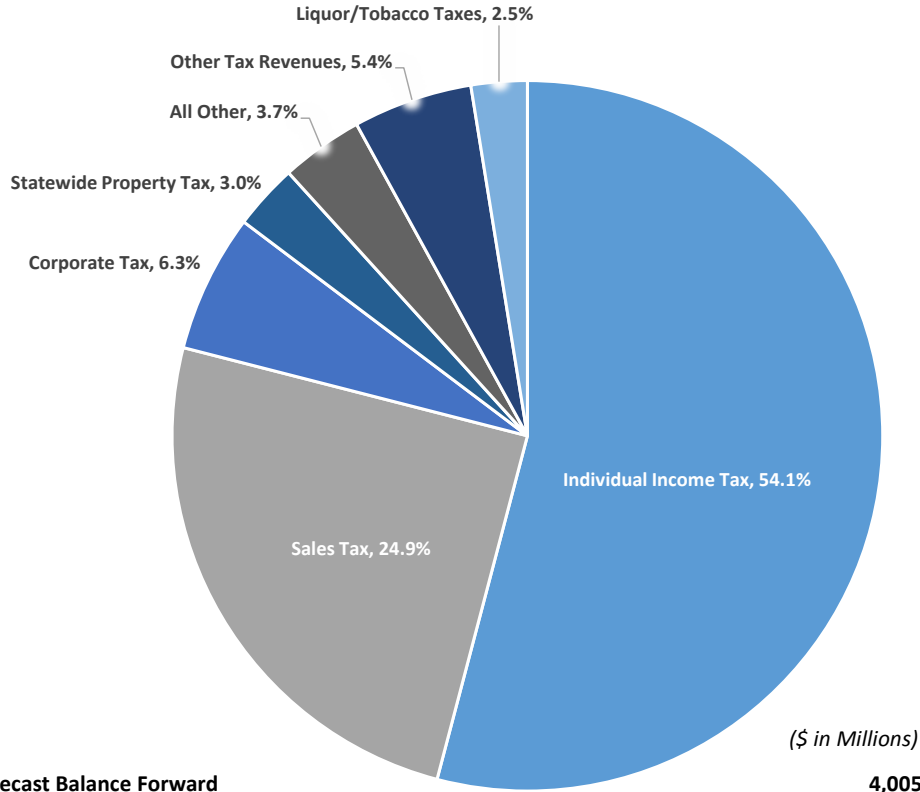
**TOTAL ESTIMATED EXPENDITURES, FY 2020-21** **48,727**

Cash Flow Account	350
Budget Reserve	2,359
Stadium Reserve	130
<b>Projected General Fund Balance</b>	<b>1,167</b>

2022-23 Biennium

# Where the General Fund Dollars Come From?

Governor's 2020 Recommendation

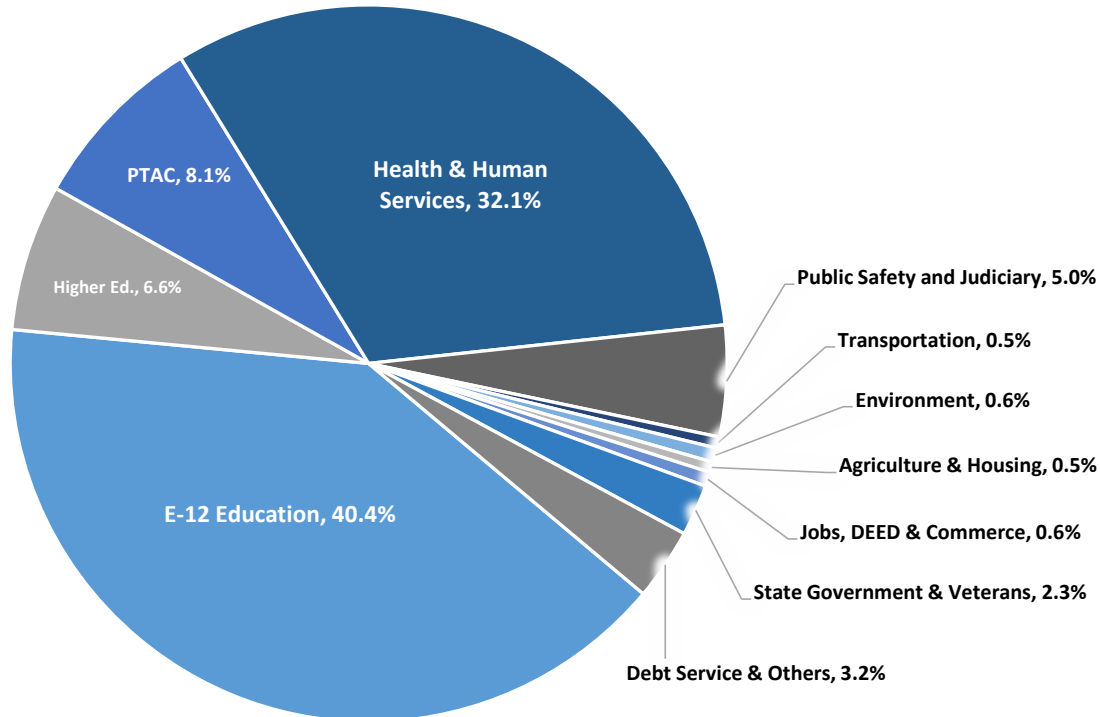


<b>Forecast Balance Forward</b>	<b>4,005</b>
<b>Non-Dedicated Revenues:</b>	
Individual Income Tax	27,860
Sales Tax	12,824
Corporate Tax	3,240
Statewide Property Tax	1,536
Liquor, Wine, Beer Taxes	199
Cigarette & Tobacco Taxes	1,115
Other Tax Revenues	2,798
All Other Revenues	1,550
<b>Subtotal Non-Dedicated Revenues</b>	<b>51,121</b>
Transfers From Other Funds	305
Prior Year Adjustments	74
<b>Subtotal Other Resources</b>	<b>380</b>
New Legislation Revenues	19
<b>SUBTOTAL CURRENT RESOURCES</b>	<b>51,521</b>
<b>TOTAL AVAILABLE RESOURCES, FY 2022-23</b>	<b>55,526</b>
Less: Estimated Expenditures	51,502
Cash Flow Account	350
Budget Reserve	2,359
Stadium Reserve	263
<b>Projected General Fund Balance</b>	<b>1,052</b>

2022-23 Biennium

# Where the General Fund Dollars Go?

Governor's 2020 Recommendation



TOTAL AVAILABLE RESOURCES, FY 2022-23

(\$ in Millions)

Omnibus Bills:	<b>55,526</b>
E-12 Education	20,808
Higher Education	3,406
Property Tax Aids & Credits	4,170
Health & Human Services	16,510
Public Safety & Judiciary	2,583
Transportation	261
Environment	334
Agriculture & Housing	243
Jobs, Economic Development & Commerce	329
State Government & Veterans	1,192
Debt Service	1,365
Capital Projects & Other	302
Subtotal-Omnibus Bills	51,502
<b>TOTAL ESTIMATED EXPENDITURES, FY 2022-21</b>	<b>51,502</b>
Cash Flow Account	350
Budget Reserve	2,359
Stadium Reserve	263
<b>Projected General Fund Balance</b>	<b>1,052</b>