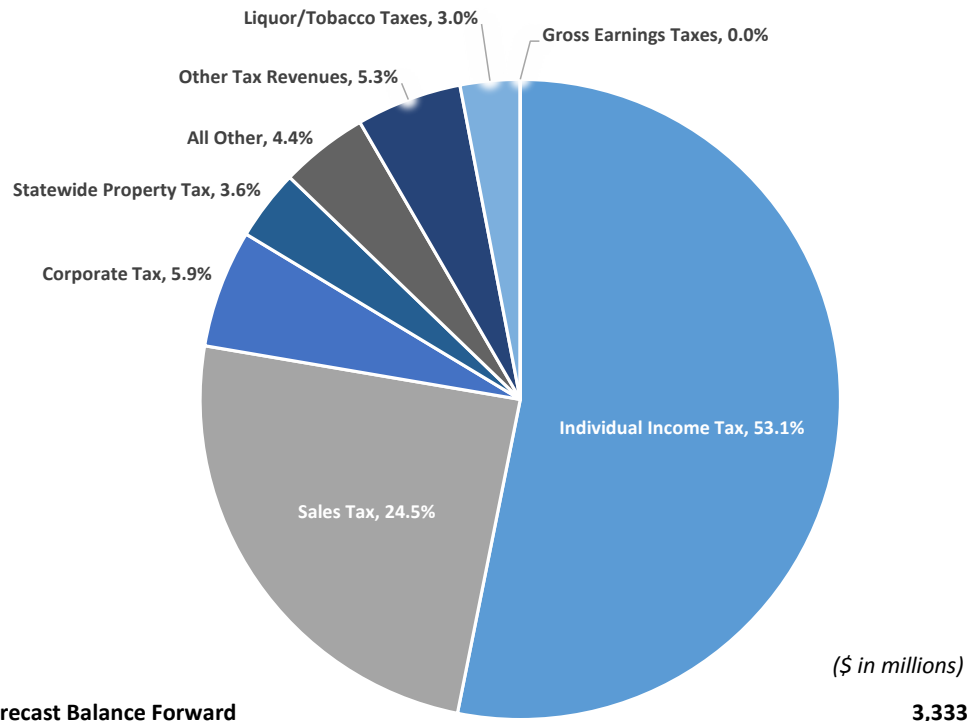


2018-19 Biennium

Where the General Fund Dollars Come From?

February 2019 Governor's Recommendations

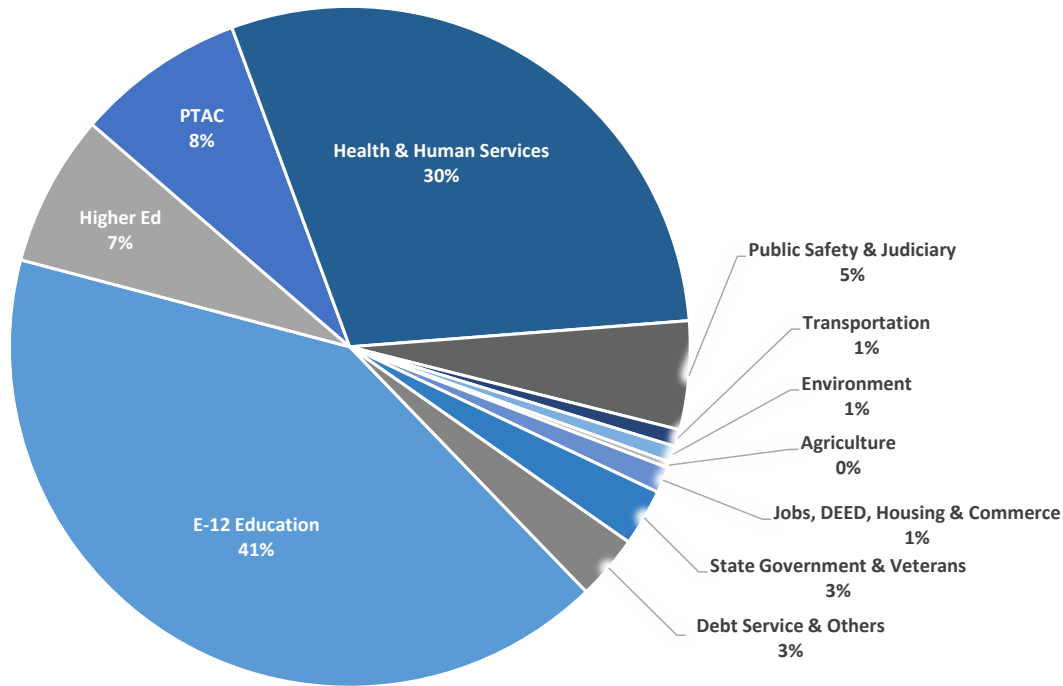


Forecast Balance Forward	3,333
Non-Dedicated Revenues:	
Individual Income Tax	24,133
Sales Tax	11,143
Corporate Tax	2,703
Statewide Property Tax	1,619
Gross Earnings Taxes	0
Liquor, Wine, Beer Taxes	184
Cigarette & Tobacco Taxes	1,188
Other Tax Revenues	2,420
All Other Revenues	1,603
Subtotal Non-Dedicated Revenues	44,993
Dedicated Revenue	1
Transfers From Other Funds	316
Prior Year Adjustments	100
Subtotal Other Resources	417
New Legislation Revenues	31
SUBTOTAL CURRENT RESOURCES	45,441
TOTAL AVAILABLE RESOURCES, FY 2018-19	48,774
Less: Estimated Expenditures	45,585
Cash Flow Account	350
Budget Reserve	2,075
Stadium Reserve	50
Appropriations Carried Forward	0
Projected General Fund Balance	715

2018-19 Biennium

Where the General Fund Dollars Go?

February 2019 Governor's Recommendations



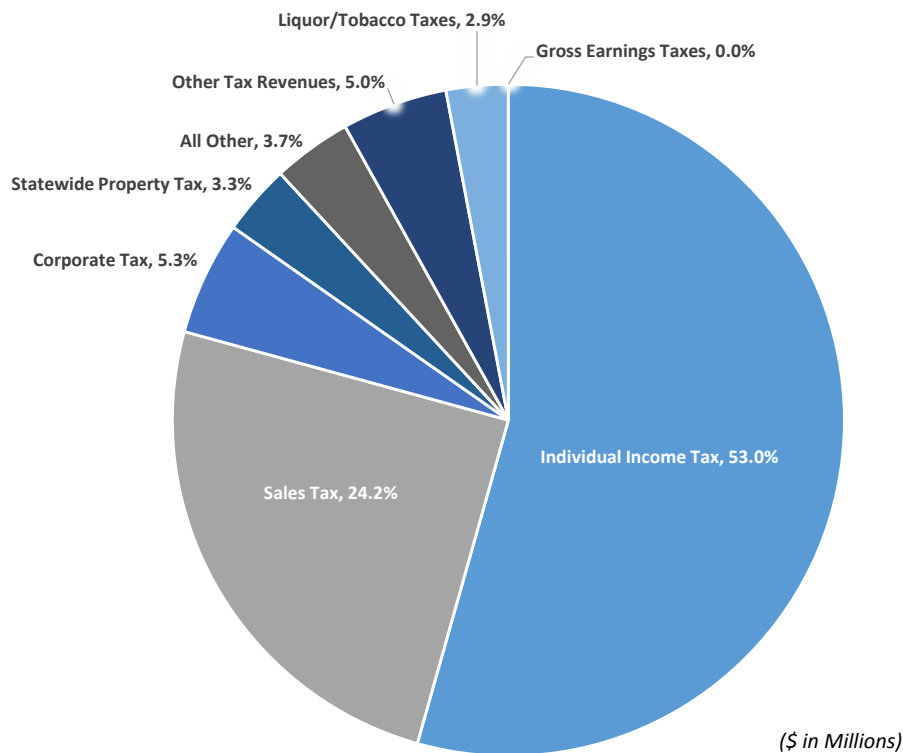
(\$ in Millions)

TOTAL AVAILABLE RESOURCES, FY 2018-19	48,774
Omnibus Bills:	
E-12 Education	18,843
Higher Education	3,290
Property Tax Aids & Credits	3,664
Health & Human Services	13,404
Public Safety & Judiciary	2,348
Transportation	368
Environment	356
Agriculture	127
Jobs, Economic Development, Housing & Commerce	562
State Government & Veterans	1,231
Debt Service	1,113
Capital Projects & Other	280
Subtotal-Omnibus Bills	45,585
TOTAL ESTIMATED EXPENDITURES, FY 2018-19	45,585
Cash Flow Account	350
Budget Reserve	2,075
Stadium Reserve	50
Appropriations Carried Forward	0
Projected General Fund Balance	715

2020-21 Biennium

Where the General Fund Dollars Come From?

February 2019 Governor's Recommendations

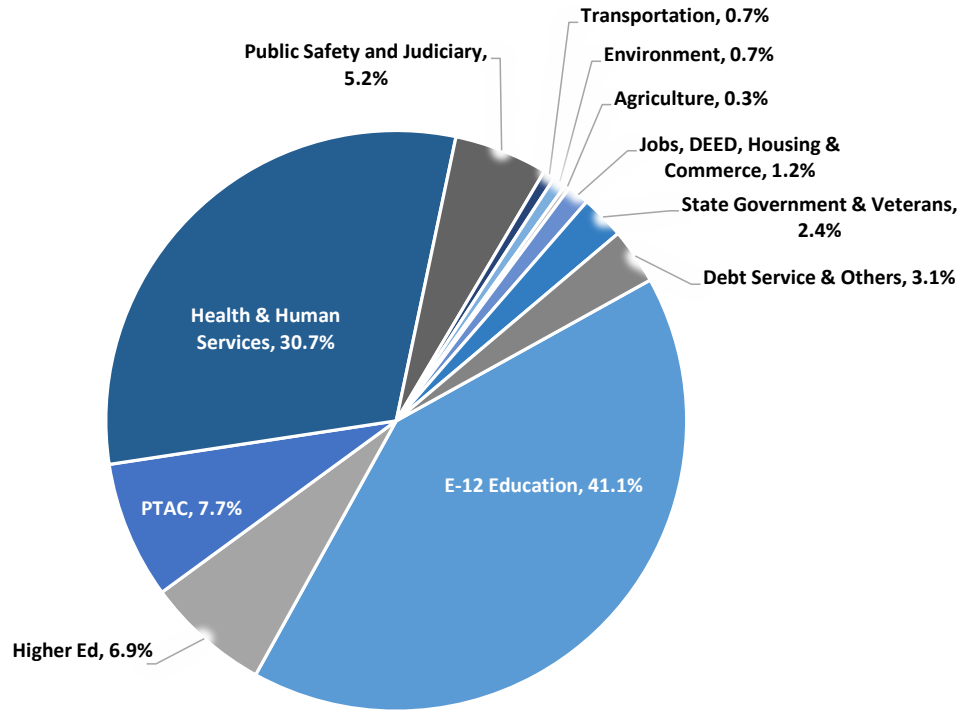


Forecast Balance Forward	3,189
Non-Dedicated Revenues:	
Individual Income Tax	26,276
Sales Tax	12,022
Corporate Tax	2,650
Statewide Property Tax	1,638
Gross Earnings Taxes	0
Liquor, Wine, Beer Taxes	190
Cigarette & Tobacco Taxes	1,252
Other Tax Revenues	2,459
All Other Revenues	1,471
Subtotal Non-Dedicated Revenues	47,958
Dedicated Revenue	0
Transfers From Other Funds	305
Prior Year Adjustments	63
Subtotal Other Resources	369
New Legislation Revenues	1,267
SUBTOTAL CURRENT RESOURCES	49,594
TOTAL AVAILABLE RESOURCES, FY 2020-21	52,783
Less: Estimated Expenditures	49,471
Cash Flow Account	350
Budget Reserve	2,075
Stadium Reserve	98
Appropriations Carried Forward	0
Projected General Fund Balance	789

2020-21 Biennium

Where the General Fund Dollars Go?

February 2019 Governor's Recommendations



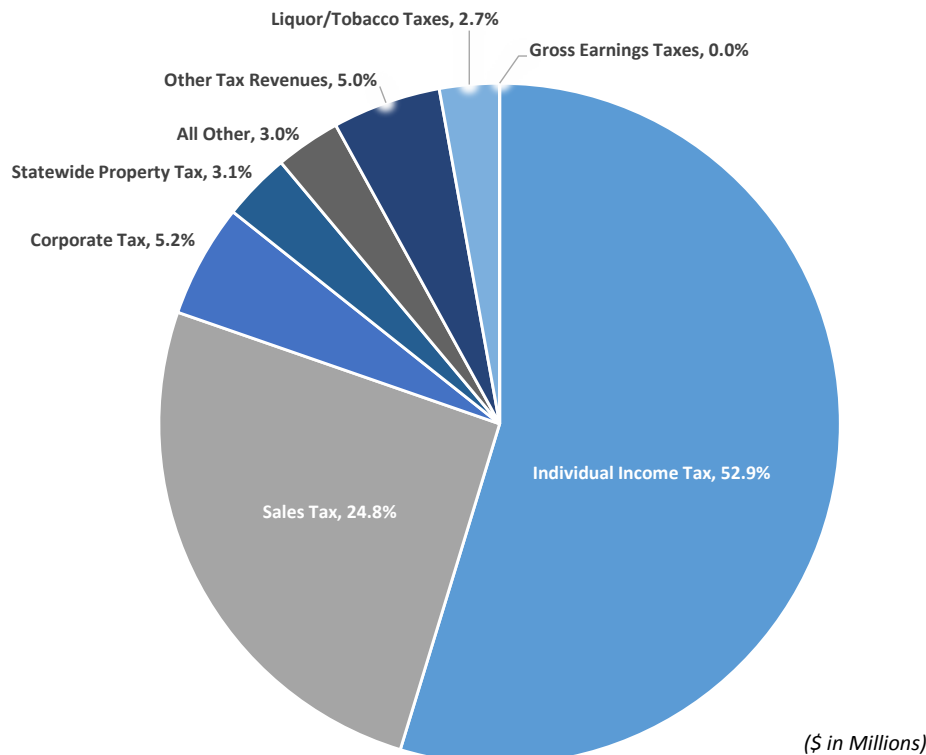
(\$ in Millions)

TOTAL AVAILABLE RESOURCES, FY 2020-21	52,783
Omnibus Bills:	
E-12 Education	20,333
Higher Education	3,413
Property Tax Aids & Credits	3,787
Health & Human Services	15,189
Public Safety & Judiciary	2,583
Transportation	324
Environment	363
Agriculture	131
Jobs, Economic Development, Housing & Commerce	599
State Government & Veterans	1,211
Debt Service	1,275
Capital Projects & Other	263
Subtotal-Omnibus Bills	49,471
TOTAL ESTIMATED EXPENDITURES, FY 2020-21	49,471
Cash Flow Account	350
Budget Reserve	2,075
Stadium Reserve	98
Appropriations Carried Forward	0
Projected General Fund Balance	789

2022-23 Biennium

Where the General Fund Dollars Come From?

February 2019 Governor's Recommendations

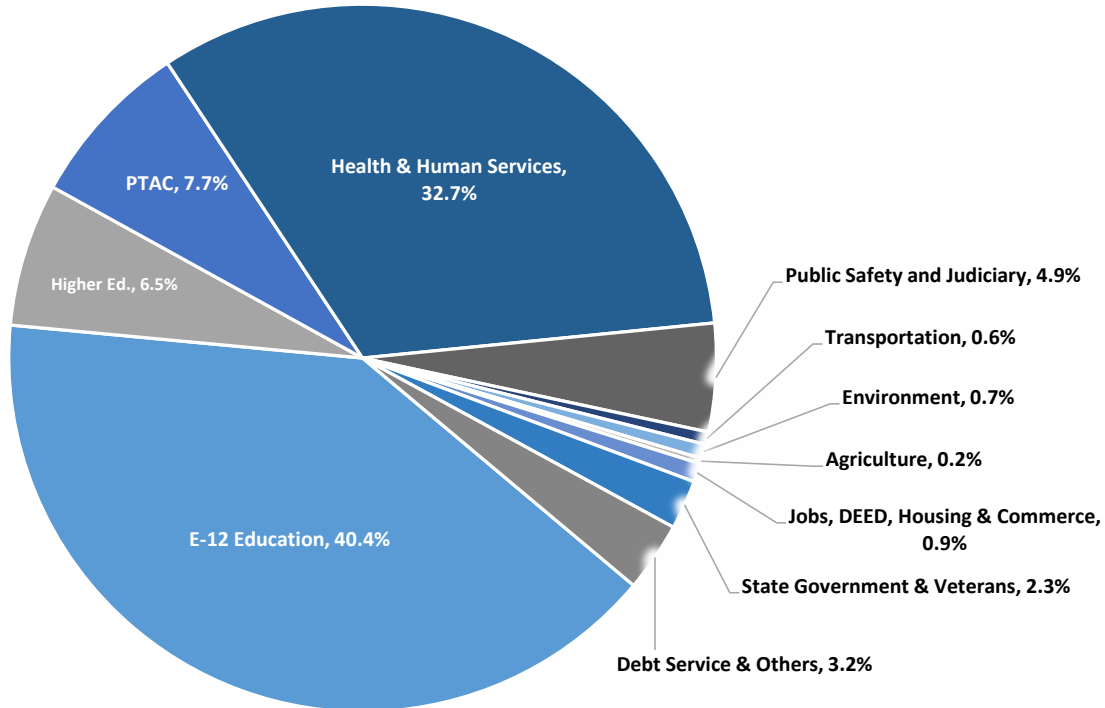


Forecast Balance Forward	3,312
Non-Dedicated Revenues:	
Individual Income Tax	27,758
Sales Tax	12,988
Corporate Tax	2,730
Statewide Property Tax	1,634
Gross Earnings Taxes	0
Liquor, Wine, Beer Taxes	198
Cigarette & Tobacco Taxes	1,244
Other Tax Revenues	2,611
All Other Revenues	1,437
Subtotal Non-Dedicated Revenues	50,599
Dedicated Revenue	0
Transfers From Other Funds	61
Prior Year Adjustments	74
Subtotal Other Resources	136
New Legislation Revenues	1,723
SUBTOTAL CURRENT RESOURCES	52,458
TOTAL AVAILABLE RESOURCES, FY 2022-23	55,770
Less: Estimated Expenditures	52,632
Cash Flow Account	350
Budget Reserve	2,075
Stadium Reserve	193
Appropriations Carried Forward	0
Projected General Fund Balance	520

2022-23 Biennium

Where the General Fund Dollars Go?

February 2019 Governor's Recommendations



TOTAL AVAILABLE RESOURCES, FY 2022-23

(\$ in Millions)

Omnibus Bills:	55,770
E-12 Education	21,251
Higher Education	3,441
Property Tax Aids & Credits	4,038
Health & Human Services	17,219
Public Safety & Judiciary	2,603
Transportation	301
Environment	344
Agriculture	129
Jobs, Economic Development, Housing & Commerce	449
State Government & Veterans	1,185
Debt Service	1,386
Capital Projects & Other	286
Subtotal-Omnibus Bills	52,632
TOTAL ESTIMATED EXPENDITURES, FY 2022-21	52,632
Cash Flow Account	350
Budget Reserve	2,075
Stadium Reserve	193
Appropriations Carried Forward	0
Projected General Fund Balance	520