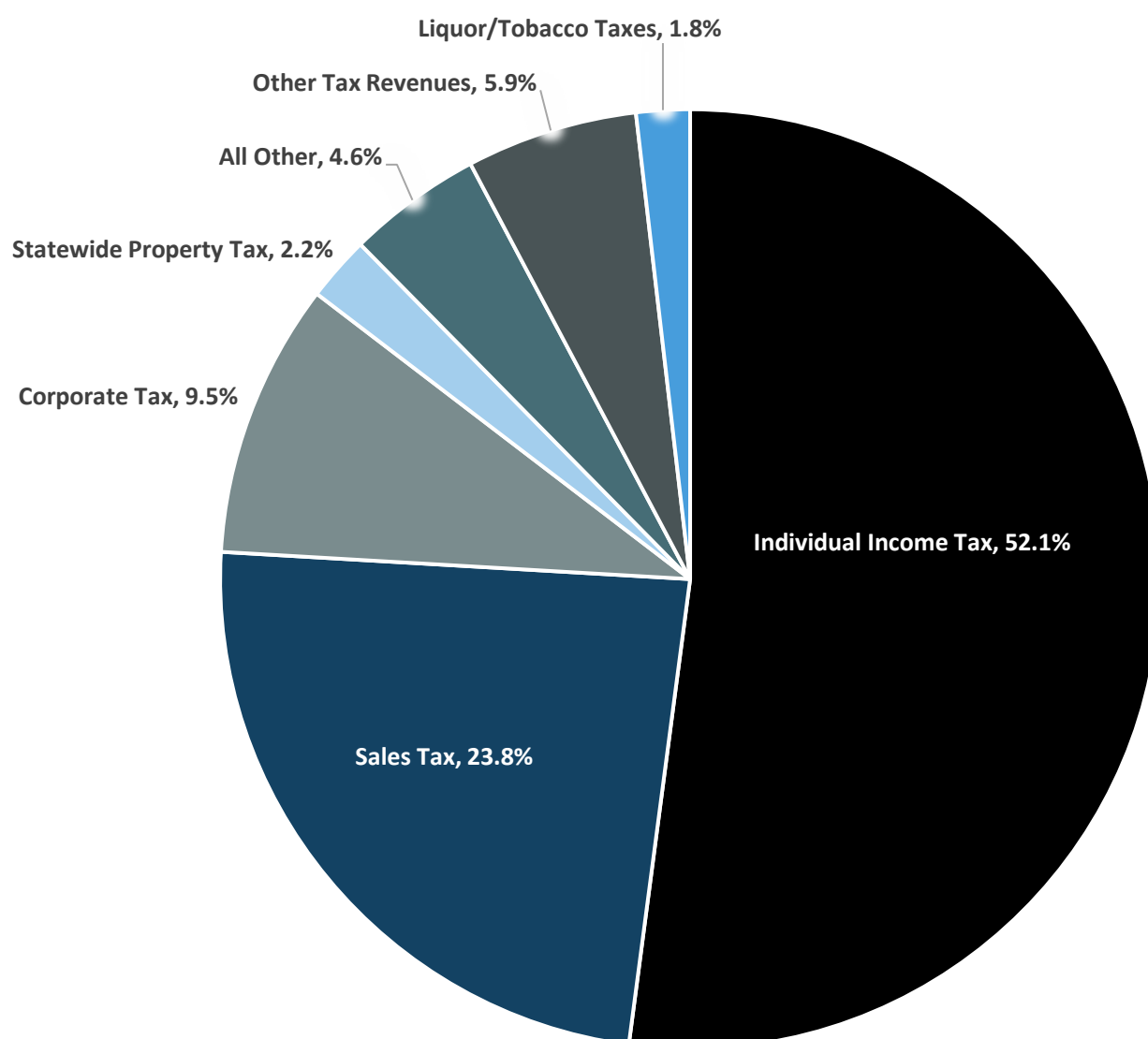


2026-27 Biennium

Where the General Fund Dollars Come From?

November 2025 Forecast



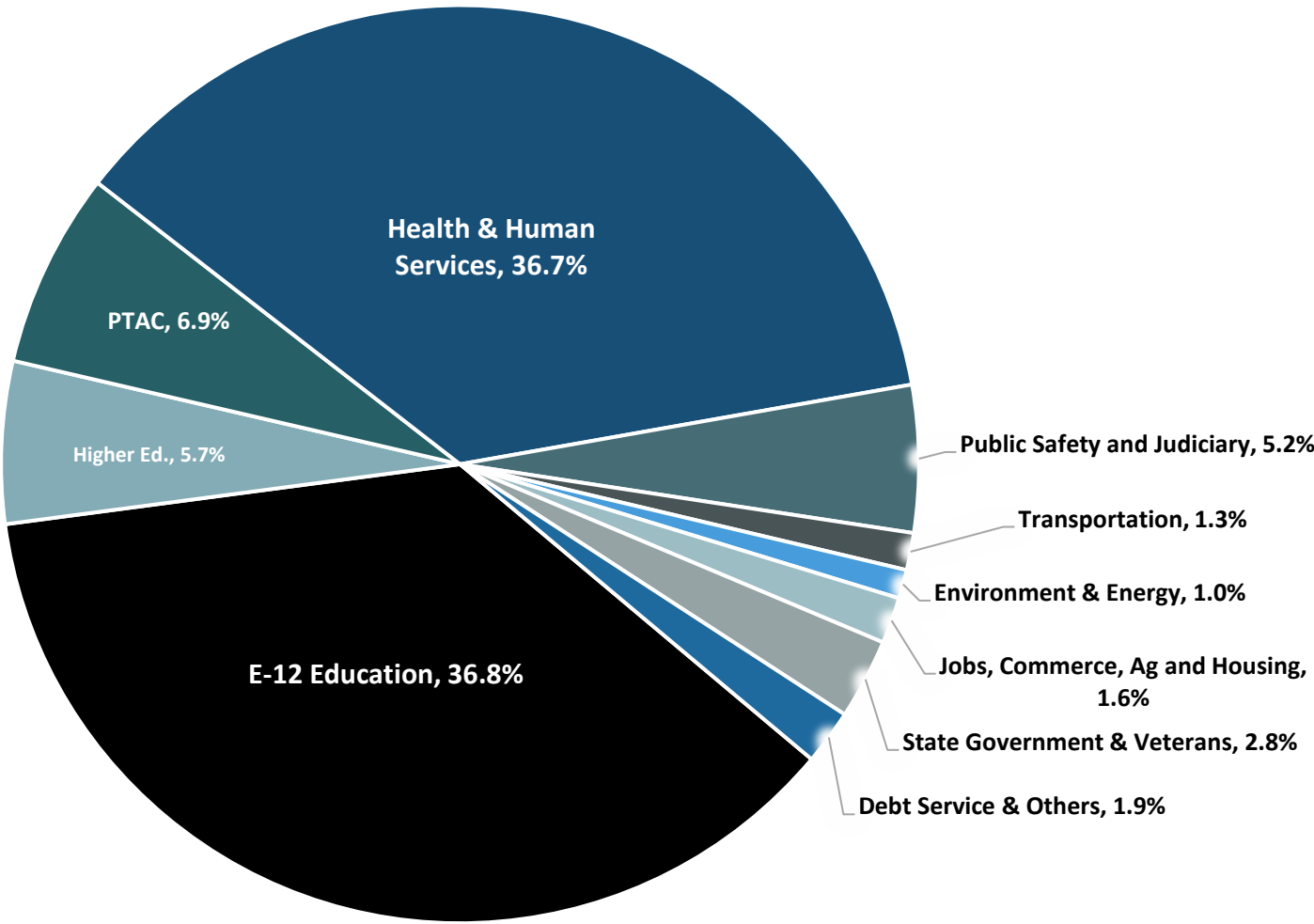
(\$ in Millions)

Forecast Balance Forward	10,273
Non-Dedicated Revenues:	
Individual Income Tax	34,513
Sales Tax	15,797
Corporate Tax	6,272
Statewide Property Tax	1,480
Liquor, Wine, Beer Taxes	228
Cigarette & Tobacco Taxes	994
Other Tax Revenues	3,909
All Other Revenues	2,612
Subtotal Non-Dedicated Revenues	65,803
Transfers From Other Funds	389
Prior Year Adjustments	67
Subtotal Other Resources	459
SUBTOTAL CURRENT RESOURCES	66,262
TOTAL AVAILABLE RESOURCES, FY 2026-27	76,535
Less: Estimated Expenditures	70,299
Cash Flow Account	350
Budget Reserve	3,422
Projected General Fund Balance	2,465

2026-27 Biennium

Where the General Fund Dollars Go?

November 2025 Forecast



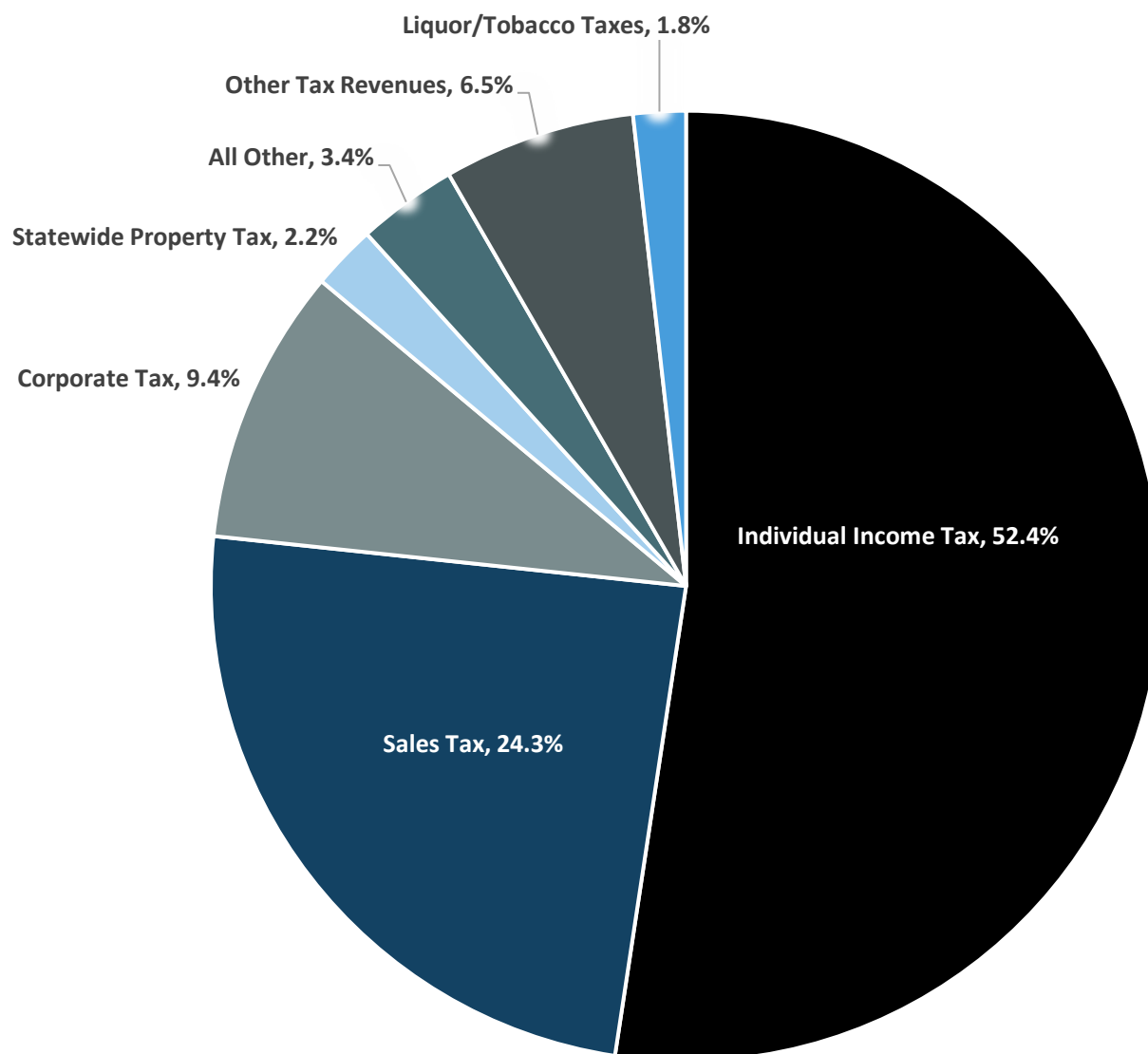
(\$ in Millions)

TOTAL AVAILABLE RESOURCES, FY 2026-27		76,535
Omnibus Bills:		
E-12 Education		25,869
Higher Education		4,016
Property Tax Aids & Credits		4,841
Health & Human Services		25,808
Public Safety & Judiciary		3,641
Transportation		918
Environment & Energy		711
Jobs, Commerce, Ag and Housing		1,144
State Government & Veterans		1,993
Debt Service		1,165
Capital Projects & Other		193
Subtotal-Omnibus Bills		70,299
TOTAL ESTIMATED EXPENDITURES, FY 2026-27		70,299
Cash Flow Account		350
Budget Reserve		3,422
Projected General Fund Balance		2,465

2028-29 Biennium

Where the General Fund Dollars Come From?

November 2025 Forecast



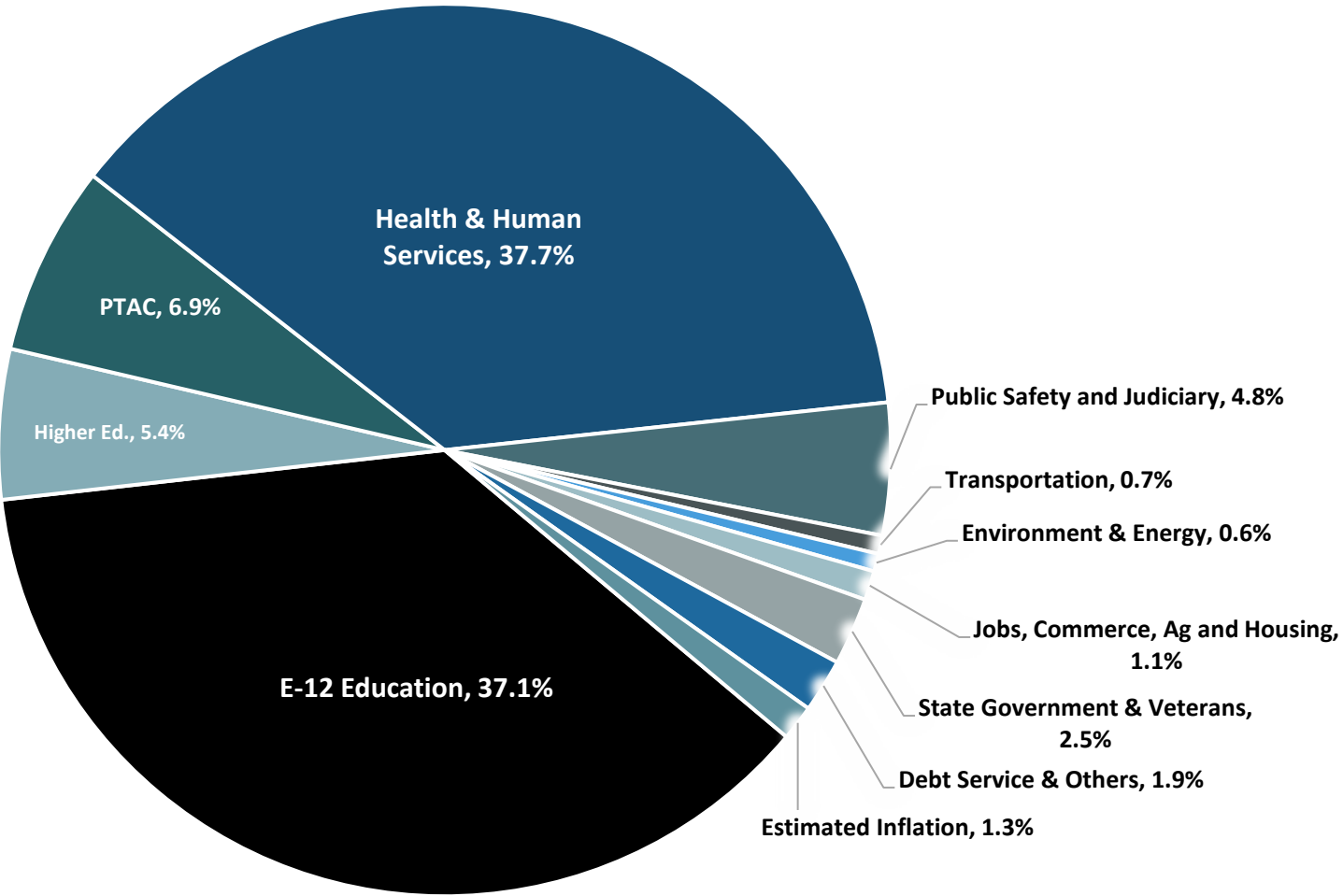
(\$ in Millions)

Forecast Balance Forward	6,237
Non-Dedicated Revenues:	
Individual Income Tax	35,515
Sales Tax	16,462
Corporate Tax	6,377
Statewide Property Tax	1,486
Liquor, Wine, Beer Taxes	238
Cigarette & Tobacco Taxes	973
Other Tax Revenues	4,430
All Other Revenues	2,177
Subtotal Non-Dedicated Revenues	67,657
Transfers From Other Funds	60
Prior Year Adjustments	66
Subtotal Other Resources	129
SUBTOTAL CURRENT RESOURCES	67,787
TOTAL AVAILABLE RESOURCES, FY 2028-29	74,023
Less: Estimated Expenditures	73,212
Cash Flow Account	350
Budget Reserve	3,422
Projected General Fund Balance	-2,960

2028-29 Biennium

Where the General Fund Dollars Go?

November 2025 Forecast



(\$ in Millions)

TOTAL AVAILABLE RESOURCES, FY 2028-29	74,023
Omnibus Bills:	
E-12 Education	27,168
Higher Education	3,977
Property Tax Aids & Credits	5,046
Health & Human Services	27,633
Public Safety & Judiciary	3,505
Transportation	487
Environment & Energy	470
Jobs, Commerce, Ag and Housing	776
State Government & Veterans	1,794
Debt Service	1,218
Capital Projects & Other	202
Subtotal-Omnibus Bills	72,277
Estimated Inflation	935
TOTAL ESTIMATED EXPENDITURES, FY 2028-29	73,212
Cash Flow Account	350
Budget Reserve	3,422
Projected General Fund Balance	-2,960