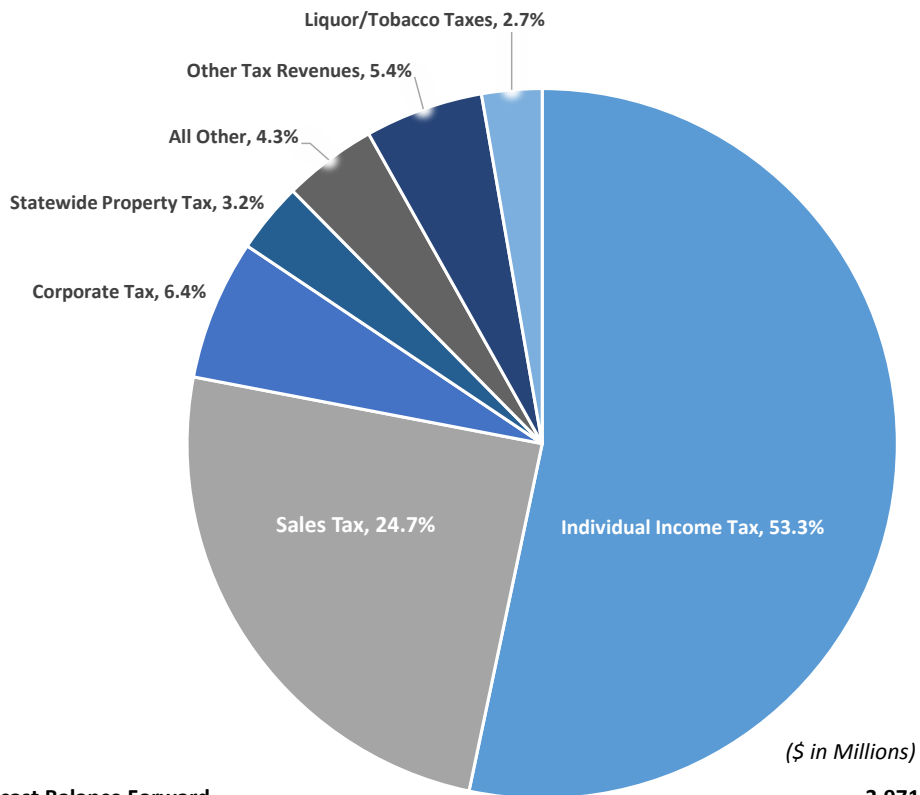


2020-21 Biennium

Where the General Fund Dollars Come From?

February 2020 Forecast

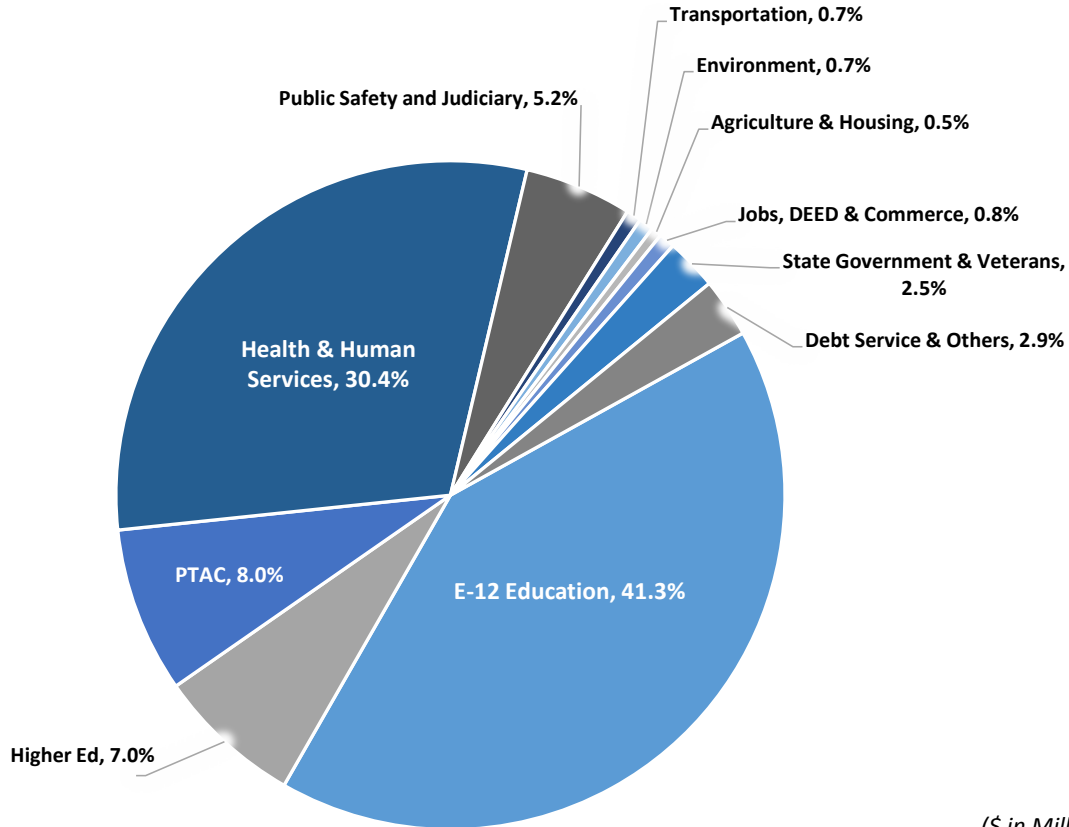


Forecast Balance Forward	3,971
Non-Dedicated Revenues:	
Individual Income Tax	25,988
Sales Tax	12,044
Corporate Tax	3,114
Statewide Property Tax	1,562
Liquor, Wine, Beer Taxes	192
Cigarette & Tobacco Taxes	1,144
Other Tax Revenues	2,625
All Other Revenues	1,563
Subtotal Non-Dedicated Revenues	48,233
Transfers From Other Funds	456
Prior Year Adjustments	64
Subtotal Other Resources	520
New Legislation Revenues	0
SUBTOTAL CURRENT RESOURCES	48,752
TOTAL AVAILABLE RESOURCES, FY 2020-21	52,724
Less: Estimated Expenditures	48,373
Cash Flow Account	350
Budget Reserve	2,359
Stadium Reserve	130
Projected General Fund Balance	1,513

2020-21 Biennium

Where the General Fund Dollars Go?

February 2020 Forecast



(\$ in Millions)

TOTAL AVAILABLE RESOURCES, FY 2020-21 **52,724**

Omnibus Bills:

E-12 Education	19,999
Higher Education	3,406
Property Tax Aids & Credits	3,872
Health & Human Services	14,682
Public Safety & Judiciary	2,514
Transportation	349
Environment	342
Agriculture & Housing	248
Jobs, Economic Development & Commerce	372
State Government & Veterans	1,207
Debt Service	1,130
Capital Projects & Other	252
Subtotal-Omnibus Bills	48,373

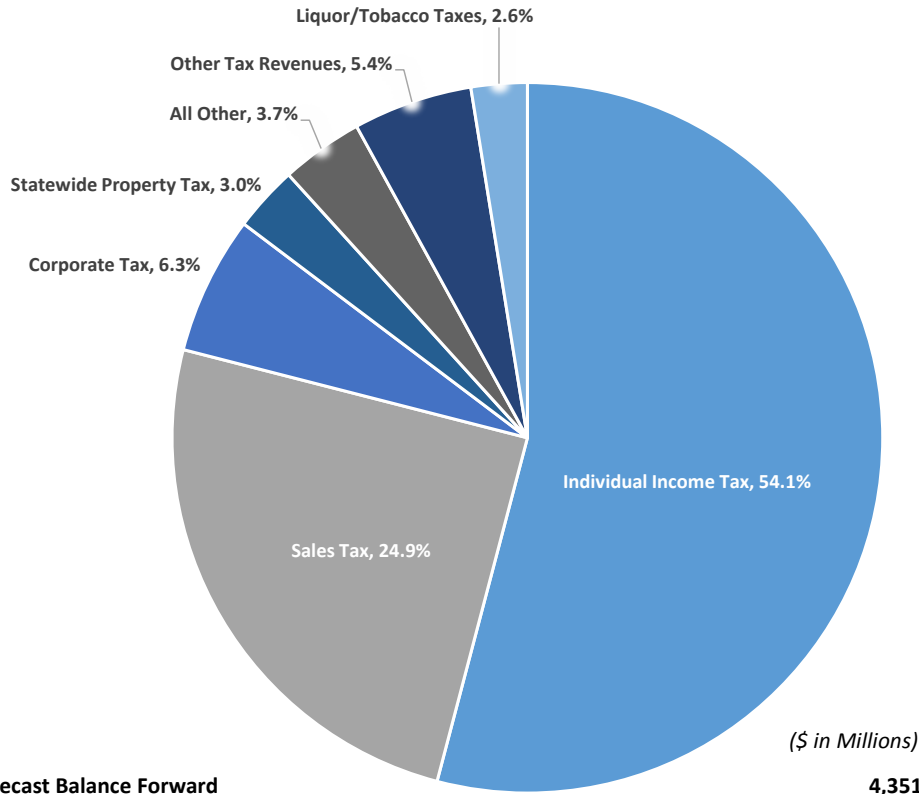
TOTAL ESTIMATED EXPENDITURES, FY 2020-21 **48,373**

Cash Flow Account	350
Budget Reserve	2,359
Stadium Reserve	130
Projected General Fund Balance	1,513

2022-23 Biennium

Where the General Fund Dollars Come From?

February 2020 Forecast

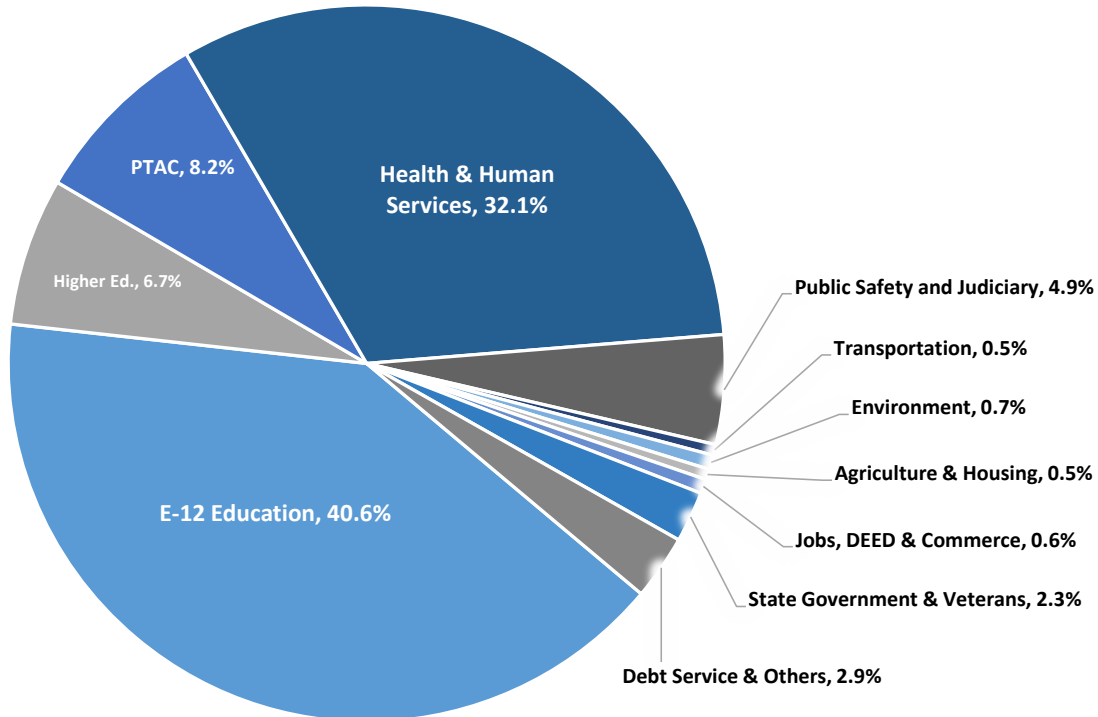


Forecast Balance Forward	4,351
Non-Dedicated Revenues:	
Individual Income Tax	27,860
Sales Tax	12,824
Corporate Tax	3,240
Statewide Property Tax	1,536
Liquor, Wine, Beer Taxes	199
Cigarette & Tobacco Taxes	1,115
Other Tax Revenues	2,798
All Other Revenues	1,550
Subtotal Non-Dedicated Revenues	51,121
Transfers From Other Funds	305
Prior Year Adjustments	74
Subtotal Other Resources	380
New Legislation Revenues	0
SUBTOTAL CURRENT RESOURCES	51,501
TOTAL AVAILABLE RESOURCES, FY 2022-23	55,852
Less: Estimated Expenditures	51,036
Cash Flow Account	350
Budget Reserve	1,867
Stadium Reserve	263
Projected General Fund Balance	2,337

2022-23 Biennium

Where the General Fund Dollars Go?

February 2020 Forecast



TOTAL AVAILABLE RESOURCES, FY 2022-23

(\$ in Millions)

Omnibus Bills:	55,852
E-12 Education	20,745
Higher Education	3,406
Property Tax Aids & Credits	4,170
Health & Human Services	16,386
Public Safety & Judiciary	2,516
Transportation	247
Environment	332
Agriculture & Housing	243
Jobs, Economic Development & Commerce	329
State Government & Veterans	1,172
Debt Service	1,205
Capital Projects & Other	284
Subtotal-Omnibus Bills	51,036
TOTAL ESTIMATED EXPENDITURES, FY 2022-21	51,036
Cash Flow Account	350
Budget Reserve	1,867
Stadium Reserve	263
Projected General Fund Balance	2,337