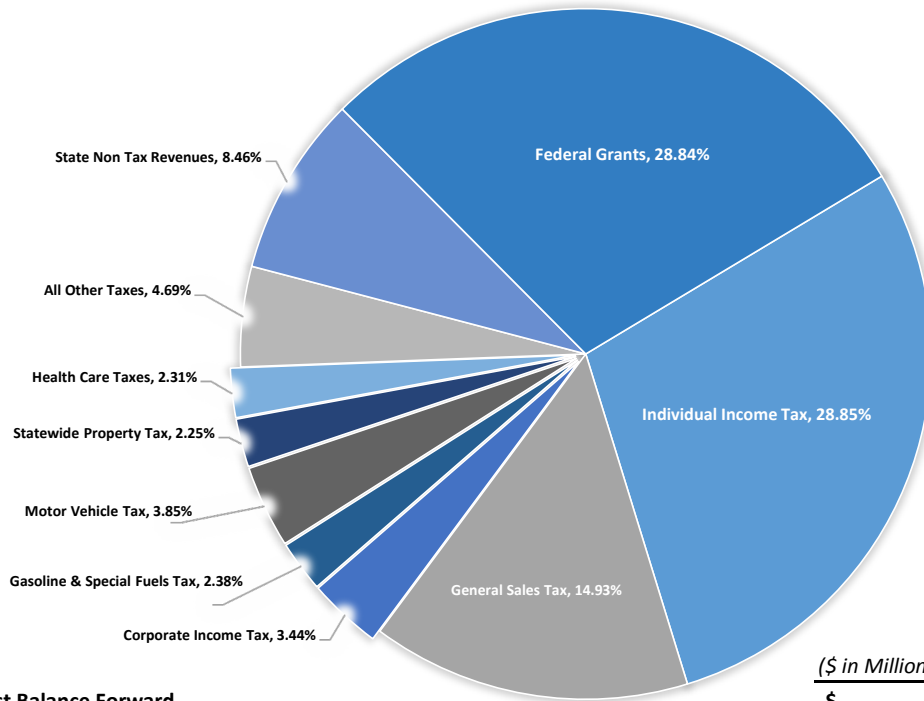




2016-17 Biennium Where All Funds Dollars Come From 2019 February Forecast

2016-17 Biennium
\$ 76,133 Million Revenues
\$ 7,938 Million Balance Forward



Forcast Balance Forward

(\$ in Millions)
\$ 7,938

Tax Revenues:

Individual Income Tax	\$ 21,927
General Sales Tax	11,343
Corporate Income Tax	2,615
Gasoline & Special Fuels Tax	1,812
Motor Vehicle Tax	2,924
Statewide Property Tax	1,712
Health Care Taxes	1,752
All Other Taxes	3,562
Subtotal Tax Revenues	\$ 47,647
State Non Tax Revenues	6,430
Federal Grants	21,918
SUBTOTAL CURRENT RESOURCES	\$ 75,995
Transfer from Other Funds	\$ 138
TOTAL AVAILABLE RESOURCES, FY 2016-17	\$ 84,071
less: Expenditures	\$ 74,578
Balance Before Reserves	9,494
Budget Reserves	4,578
Appropriations Carried Forward	415
Projected Balance	\$ 4,500

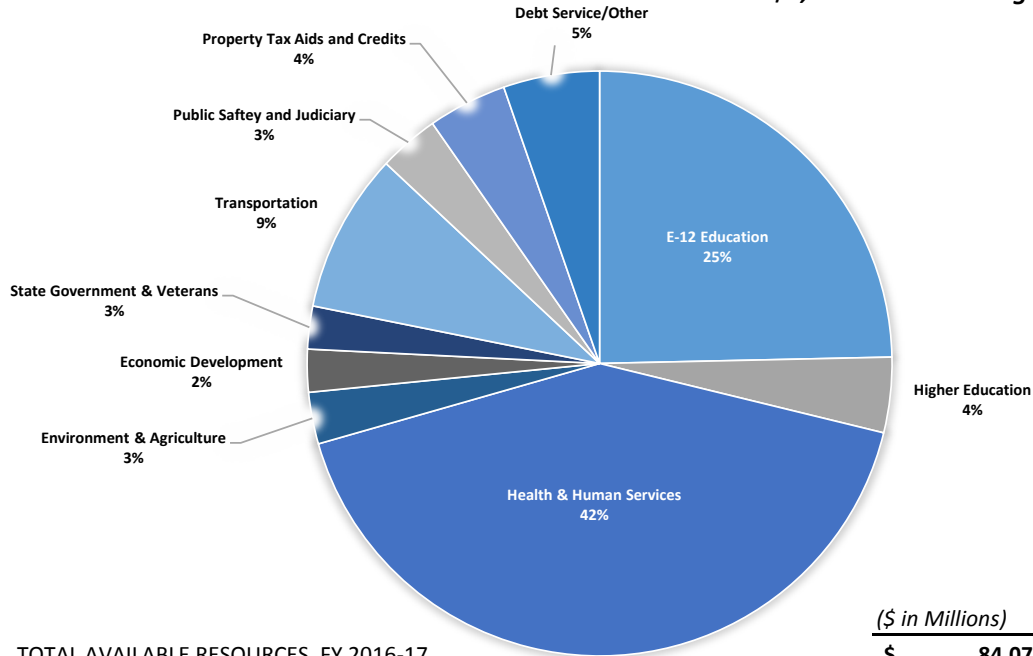


2016-17 Biennium Where All Funds Dollars Go 2019 February Forecast

2016-17 Biennium

\$74,578 Million Spending

\$4,578 Million Budget Reserve



TOTAL AVAILABLE RESOURCES, FY 2016-17 (\$ in Millions)
\$ **84,071**

Omnibus Bills:

E-12 Education	\$ 18,834
Higher Education	3,180
Health & Human Services	31,901
Environment & Agriculture	2,182
Economic Development	1,806
State Government & Veterans	1,810
Transportation	6,741
Public Safety and Judiciary	2,553
Property Tax Aids and Credits	3,336
Debt Service/Other	4,059
Inter-Fund Expenditure Adjustment	(1,823)
Subtotal-Omnibus Bills	\$ 74,578

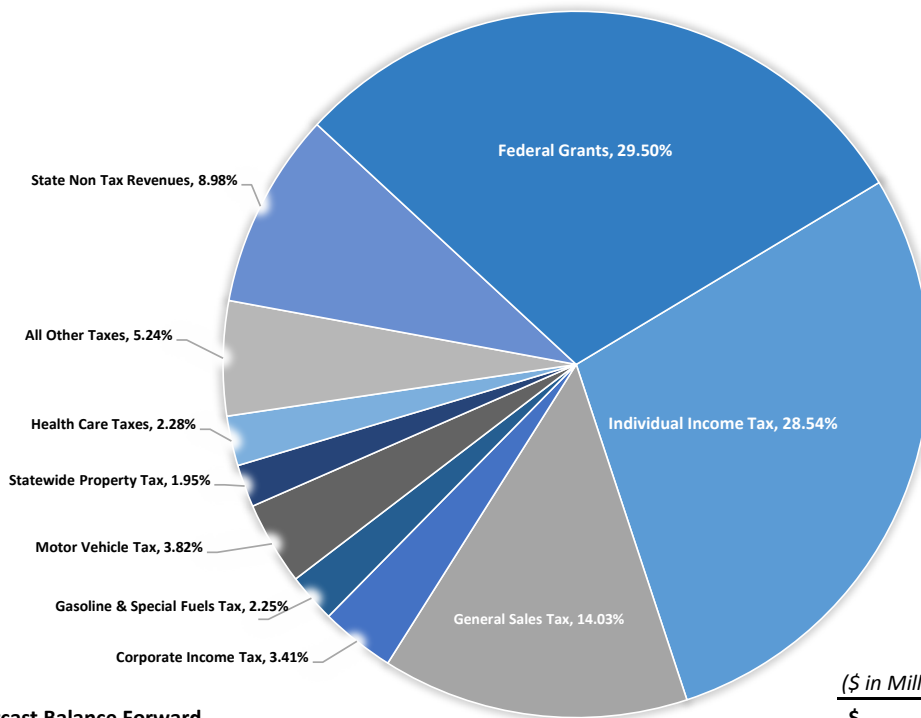
TOTAL EXPENDITURES, FY 2016-17 **\$ 74,578**

Balance Before Reserves	\$ 9,494
Budget Reserves	4,578
Appropriations Carried Forward	415
Projected Balance	\$ 4,500



2018-19 Biennium Where All Funds Dollars Come From 2019 February Forecast

2018-19 Biennium
\$ 83,306 Million Revenues
\$ 9,938 Million Balance Forward



Forcast Balance Forward

(\$ in Millions)
\$ 9,938

Tax Revenues:

Individual Income Tax	\$ 23,731
General Sales Tax	11,669
Corporate Income Tax	2,833
Gasoline & Special Fuels Tax	1,868
Motor Vehicle Tax	3,177
Statewide Property Tax	1,619
Health Care Taxes	1,895
All Other Taxes	4,360
Subtotal Tax Revenues	\$ 51,151
State Non Tax Revenues	7,471
Federal Grants	24,534
SUBTOTAL CURRENT RESOURCES	\$ 83,156
Transfer from Other Funds	\$ 149
TOTAL AVAILABLE RESOURCES, FY 2018-19	\$ 93,243
less: Estimated Expenditures	\$ 83,042
Balance Before Reserves	10,202
Budget Reserves	5,993
Appropriations Carried Forward	40
Projected Balance	\$ 4,169

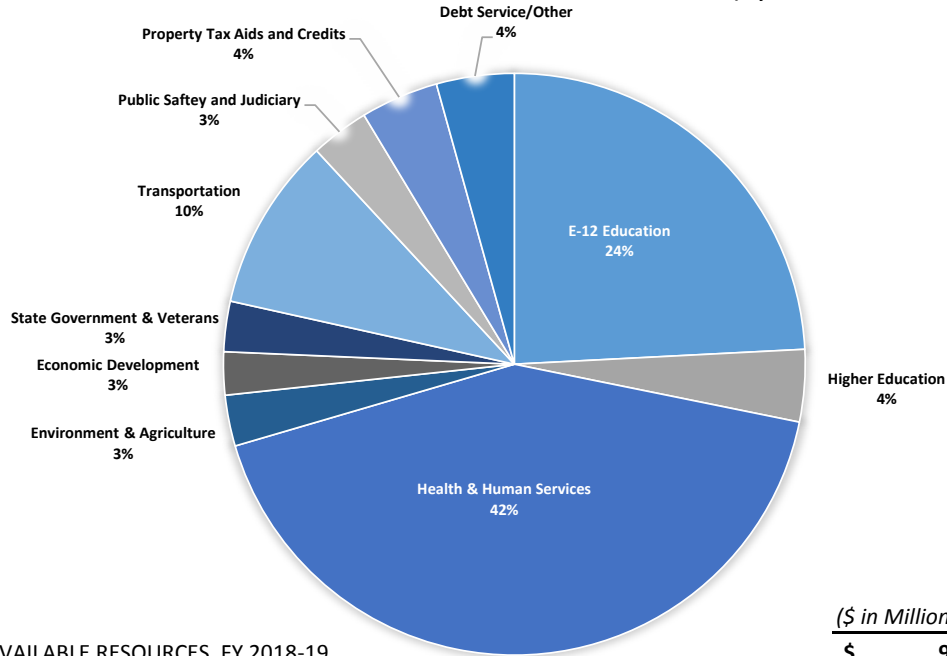


2018-19 Biennium Where All Funds Dollars Go 2019 February Forecast

2018-19 Biennium

\$83,042 Million Spending

\$5,993 Million Budget Reserve



TOTAL AVAILABLE RESOURCES, FY 2018-19

(\$ in Millions)
\$ 93,243

Omnibus Bills:

E-12 Education	\$ 20,540
Higher Education	3,406
Health & Human Services	35,905
Environment & Agriculture	2,405
Economic Development	2,031
State Government & Veterans	2,374
Transportation	8,177
Public Safety and Judiciary	2,758
Property Tax Aids and Credits	3,675
Debt Service/Other	3,666
Inter-Fund Expenditure Adjustment	(1,896)
Subtotal-Omnibus Bills	\$ 83,042

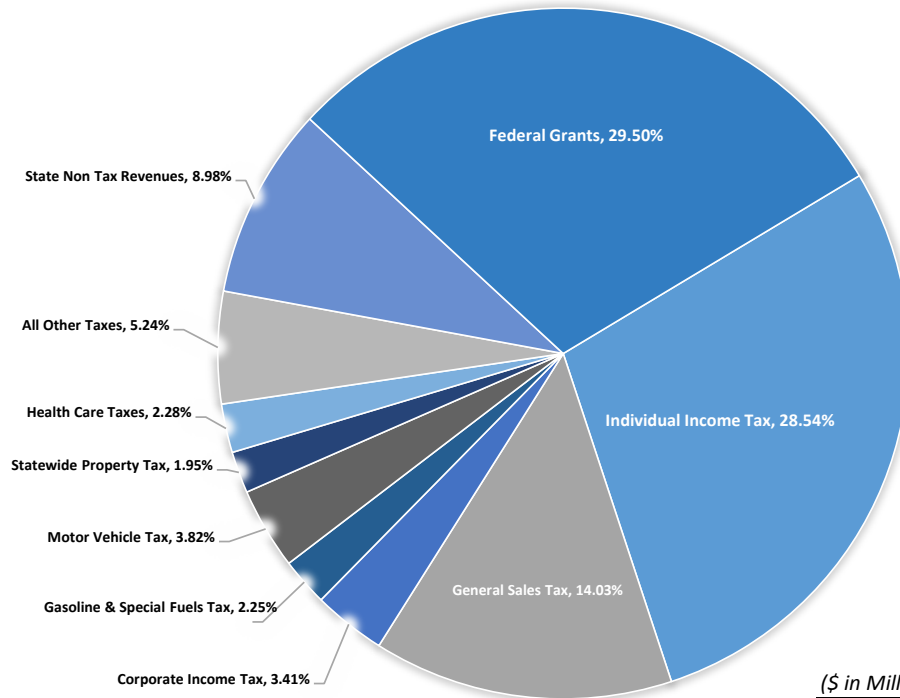
TOTAL ESTIMATED EXPENDITURES, FY 2018-19

\$ 83,042

Balance Before Reserves	\$ 10,202
Budget Reserves	5,993
Appropriations Carried Forward	40
Projected Balance	\$ 4,169

2020-21 Biennium Where All Funds Dollars Come From 2019 February Forecast

2020-21 Biennium
\$ 86,495 Million Revenues
\$ 10,327 Million Balance Forward



Forecast Balance Forward

(\$ in Millions)
\$ 10,327

Tax Revenues:

Individual Income Tax	\$ 25,705
General Sales Tax	13,151
Corporate Income Tax	2,912
Gasoline & Special Fuels Tax	1,900
Motor Vehicle Tax	3,428
Statewide Property Tax	1,791
Health Care Taxes	1,073
All Other Taxes	3,895
Subtotal Tax Revenues	\$ 53,856
State Non Tax Revenues	6,009
Federal Grants	26,502
SUBTOTAL CURRENT RESOURCES	\$ 86,366
Transfer from Other Funds	\$ 129
TOTAL AVAILABLE RESOURCES, FY 2020-21	\$ 96,822
less: Estimated Expenditures	\$ 86,047
Balance Before Reserves	10,775
Budget Reserves	6,009
Appropriations Carried Forward	44
Projected Balance	\$ 4,722

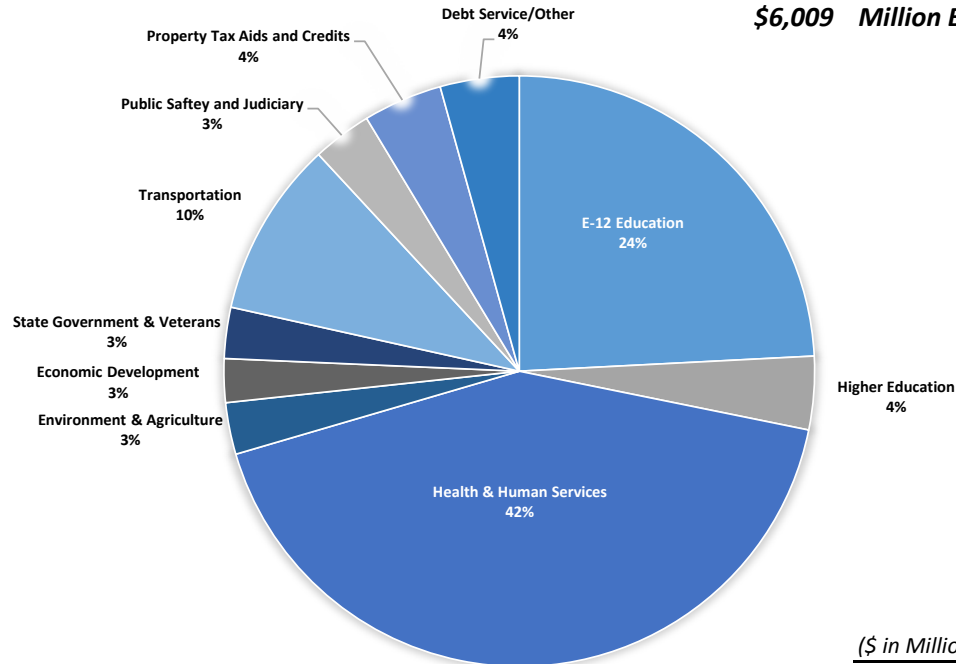


2020-21 Biennium Where All Funds Dollars Go 2019 February Forecast

2020-21 Biennium

\$86,047 Million Spending

\$6,009 Million Budget Reserve



TOTAL AVAILABLE RESOURCES, FY 2020-21

(\$ in Millions)
\$ 96,822

Omnibus Bills:

E-12 Education	\$ 21,318
Higher Education	3,326
Health & Human Services	38,903
Environment & Agriculture	1,838
Economic Development	2,083
State Government & Veterans	2,330
Transportation	8,182
Public Safety and Judiciary	2,651
Property Tax Aids and Credits	3,740
Debt Service/Other	3,443
Inter-Fund Expenditure Adjustment	(1,767)
Subtotal-Omnibus Bills	\$ 86,047

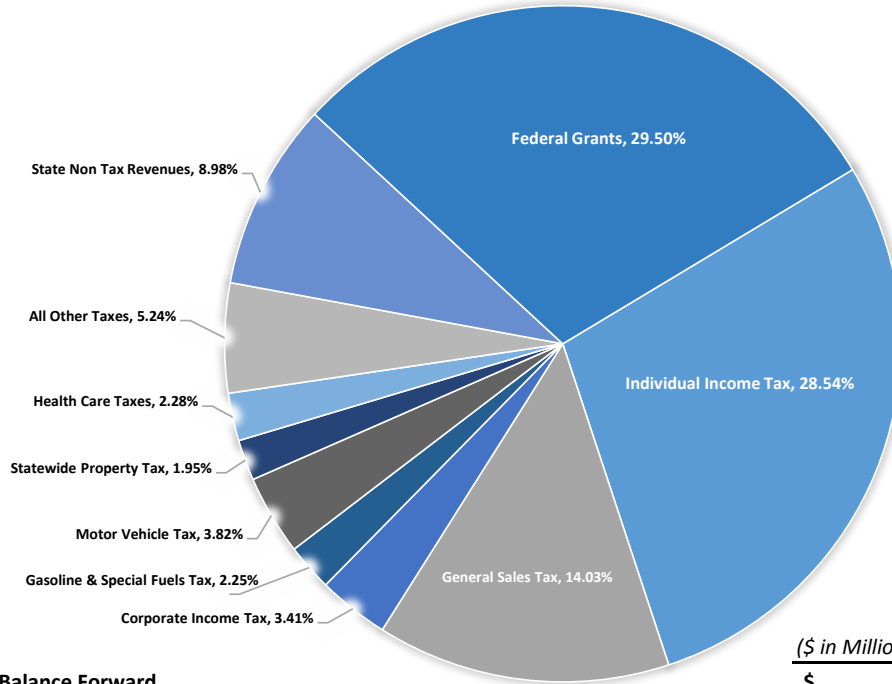
TOTAL ESTIMATED EXPENDITURES, FY 2020-21

\$ 86,047

Balance Before Reserves	\$ 10,775
Budget Reserves	6,009
Appropriations Carried Forward	44
Projected Balance	\$ 4,722

2022-23 Biennium Where All Funds Dollars Come From 2019 February Forecast

2022-23 Biennium
\$ 90,901 Million Revenues
\$ 10,917 Million Balance Forward



Forecast Balance Forward

(\$ in Millions)
\$ 10,917

Tax Revenues:

Individual Income Tax	\$ 27,195
General Sales Tax	14,104
Corporate Income Tax	2,875
Gasoline & Special Fuels Tax	1,906
Motor Vehicle Tax	3,644
Statewide Property Tax	1,799
Health Care Taxes	657
All Other Taxes	4,043
Subtotal Tax Revenues	\$ 56,222
State Non Tax Revenues	5,923
Federal Grants	28,625
SUBTOTAL CURRENT RESOURCES	\$ 90,770
Transfer from Other Funds	\$ 131
TOTAL AVAILABLE RESOURCES, FY 2022-23	\$ 101,818
less: Estimated Expenditures	\$ 91,086
Balance Before Reserves	10,732
Budget Reserves	5,909
Appropriations Carried Forward	48
Projected Balance	\$ 4,775

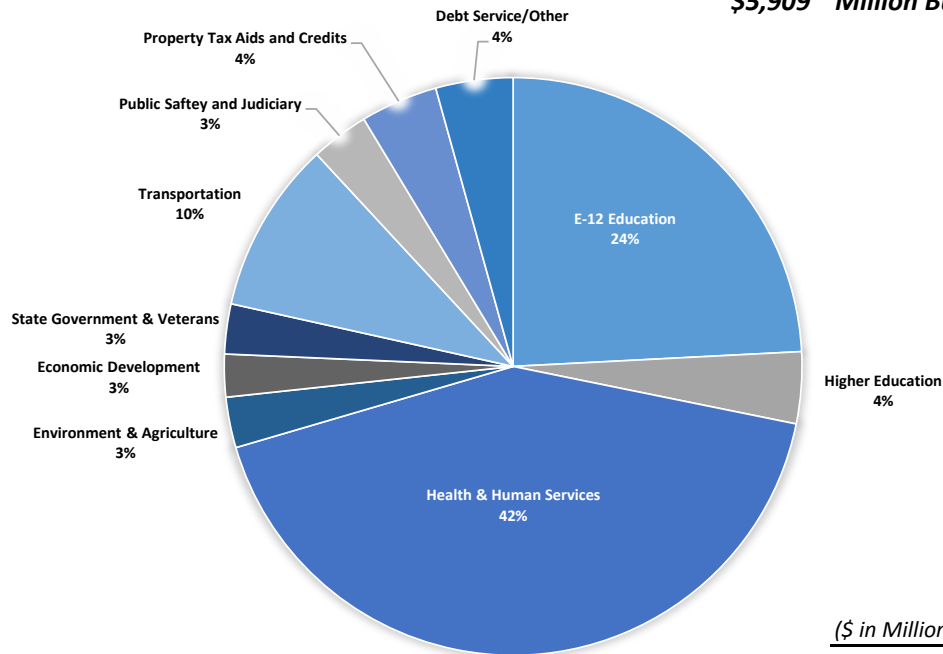


2022-23 Biennium Where All Funds Dollars Go 2019 February Forecast

2022-23 Biennium

\$91,086 Million Spending

\$5,909 Million Budget Reserve



TOTAL AVAILABLE RESOURCES, FY 2020-21

(\$ in Millions)
\$ 101,818

Omnibus Bills:

E-12 Education	\$ 22,000
Higher Education	3,325
Health & Human Services	43,131
Environment & Agriculture	1,956
Economic Development	1,765
State Government & Veterans	2,256
Transportation	8,241
Public Safety and Judiciary	2,629
Property Tax Aids and Credits	3,945
Debt Service/Other	3,662
Inter-Fund Expenditure Adjustment	(1,825)
Subtotal-Omnibus Bills	\$ 91,086

TOTAL ESTIMATED EXPENDITURES, FY 2022-23

\$ 91,086

Balance Before Reserves	\$ 10,732
Budget Reserves	5,909
Appropriations Carried Forward	48
Projected Balance	\$ 4,775