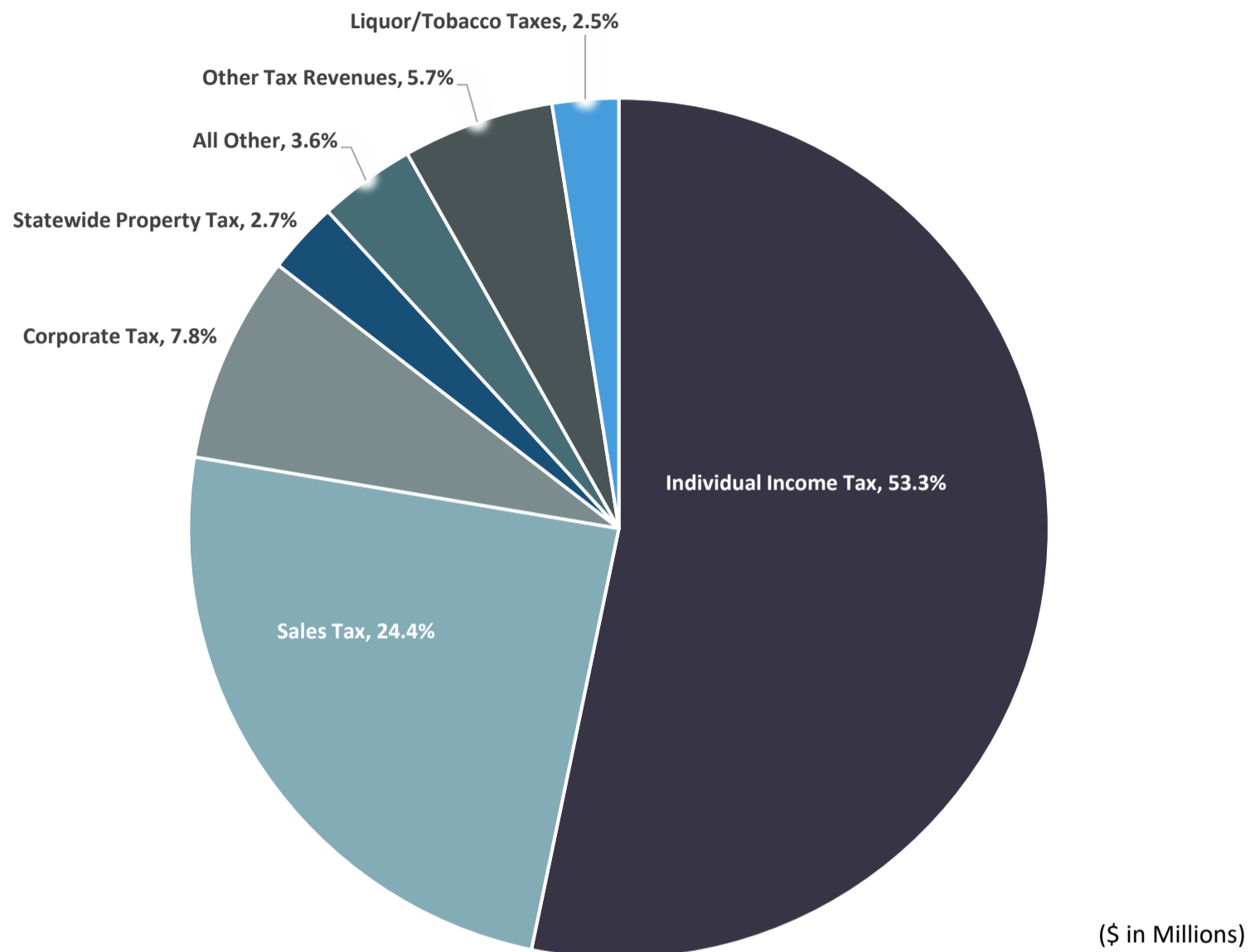


2022-23 Biennium

Where the General Fund Dollars Come From?

End of 2022 Legislative Session

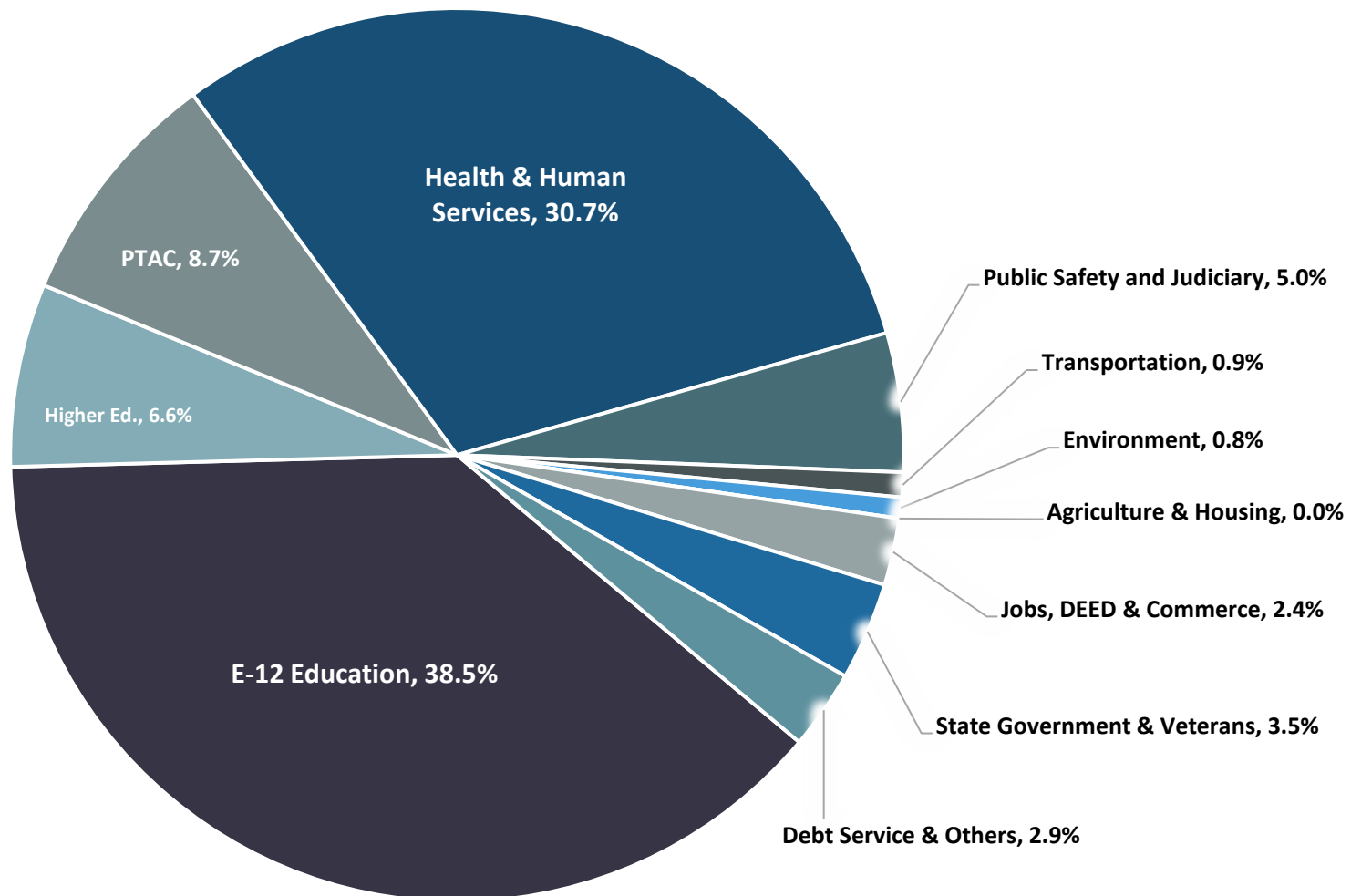


Forecast Balance Forward	7,026
Non-Dedicated Revenues:	
Individual Income Tax	30,174
Sales Tax	13,822
Corporate Tax	4,427
Statewide Property Tax	1,536
Liquor, Wine, Beer Taxes	212
Cigarette & Tobacco Taxes	1,199
Other Tax Revenues	3,224
All Other Revenues	1,626
Subtotal Non-Dedicated Revenues	56,220
Transfers From Other Funds	326
Prior Year Adjustments	108
Subtotal Other Resources	435
SUBTOTAL CURRENT RESOURCES	56,655
TOTAL AVAILABLE RESOURCES, FY 2022-23	63,681
Less: Estimated Expenditures	53,299
Cash Flow Account	350
Budget Reserve	2,656
Stadium Reserve	327
Projected General Fund Balance	7,049

2022-23 Biennium

Where the General Fund Dollars Go?

End of 2022 Legislative Session



(\$ in Millions)

TOTAL ESTIMATED EXPENDITURES, FY 2022-23 **63,681**

Omnibus Bills:

E-12 Education	20,503
Higher Education	3,532
Property Tax Aids & Credits	4,654
Health & Human Services	16,337
Public Safety & Judiciary	2,681
Transportation	477
Environment	403
Economic Development, Energy, Ag and Housing	1,293
State Government & Veterans	1,890
Debt Service	1,183
Capital Projects & Other	346
Subtotal-Omnibus Bills	53,299

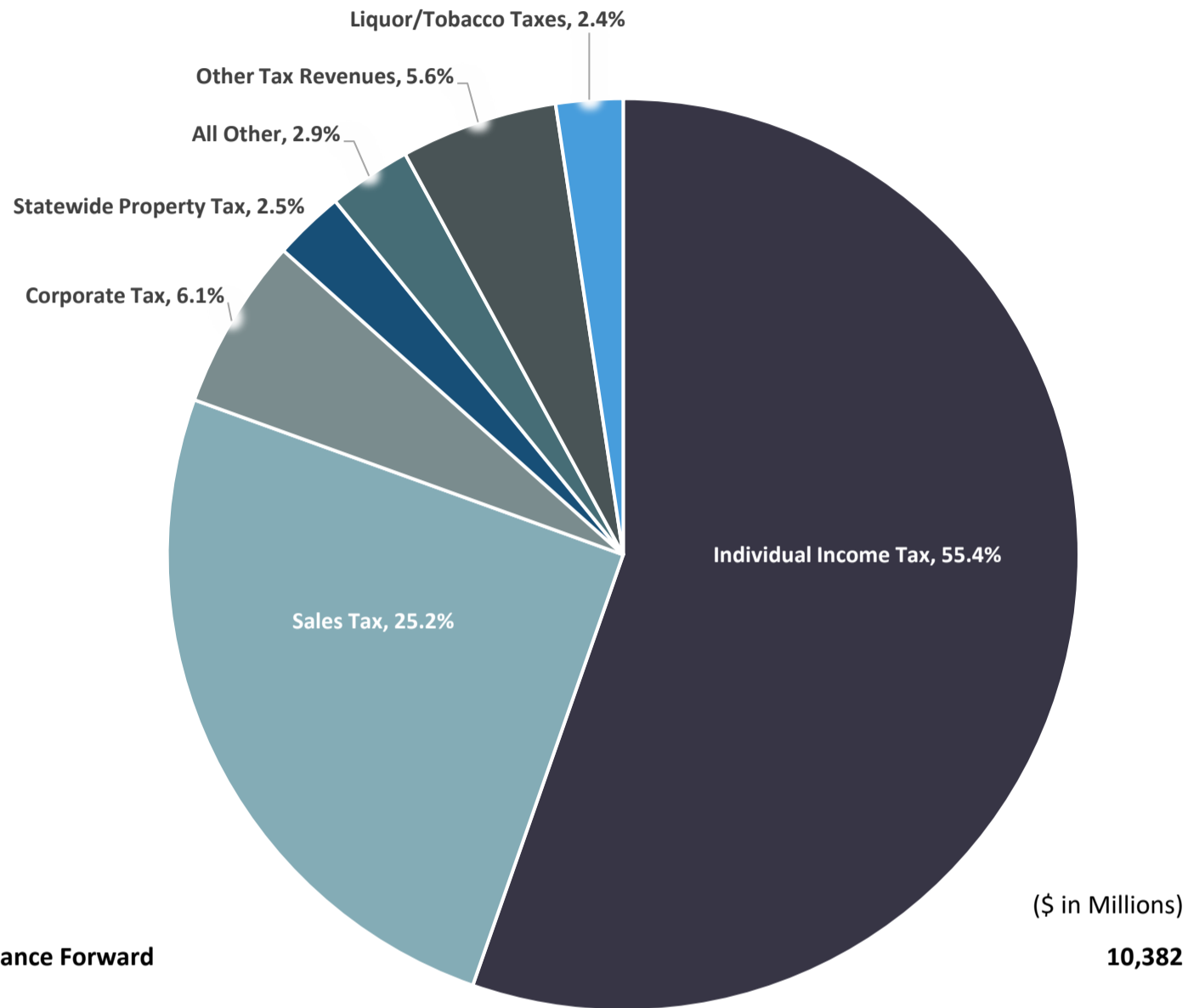
TOTAL ESTIMATED EXPENDITURES, FY 2022-23 **53,299**

Cash Flow Account	350
Budget Reserve	2,656
Stadium Reserve	327
Projected General Fund Balance	7,049

2024-25 Biennium

Where the General Fund Dollars Come From?

End of 2022 Legislative Session

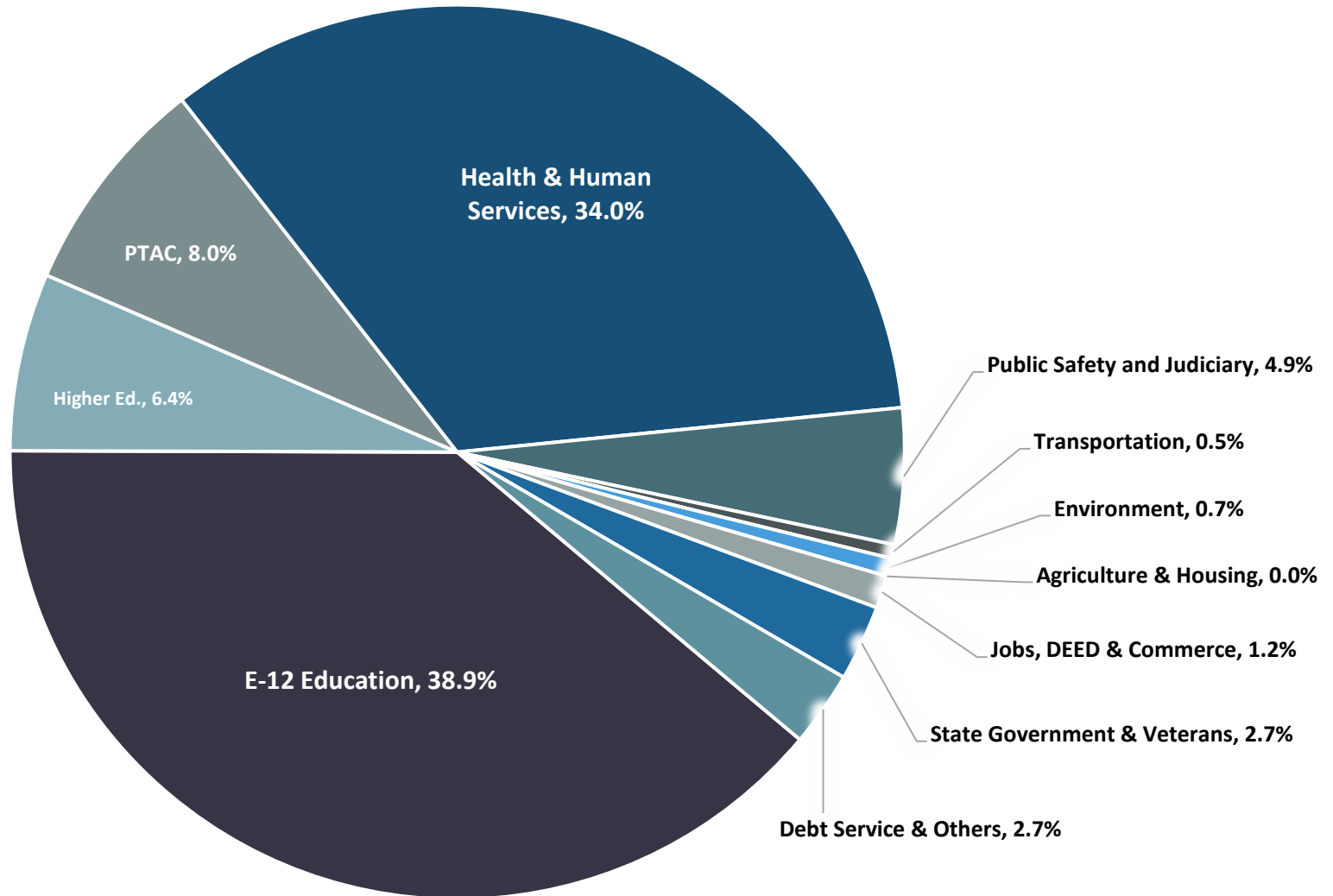


	(\$ in Millions)
Forecast Balance Forward	10,382
Non-Dedicated Revenues:	
Individual Income Tax	33,140
Sales Tax	15,064
Corporate Tax	3,654
Statewide Property Tax	1,497
Liquor, Wine, Beer Taxes	223
Cigarette & Tobacco Taxes	1,198
Other Tax Revenues	3,330
All Other Revenues	1,565
Subtotal Non-Dedicated Revenues	59,671
Transfers From Other Funds	126
Prior Year Adjustments	74
Subtotal Other Resources	200
SUBTOTAL CURRENT RESOURCES	59,871
TOTAL AVAILABLE RESOURCES, FY 2024-25	70,252
Less: Estimated Expenditures	54,553
Cash Flow Account	350
Budget Reserve	2,656
Stadium Reserve	581
Projected General Fund Balance	12,112

2024-25 Biennium

Where the General Fund Dollars Go?

End of 2022 Legislative Session



(\$ in Millions)

TOTAL ESTIMATED EXPENDITURES, FY 2024-25	70,252
Omnibus Bills:	
E-12 Education	21,242
Higher Education	3,506
Property Tax Aids & Credits	4,343
Health & Human Services	18,533
Public Safety & Judiciary	2,683
Transportation	271
Environment	358
Economic Development, Energy, Ag and Housing	641
State Government & Veterans	1,497
Debt Service	1,149
Capital Projects & Other	330
Subtotal-Omnibus Bills	54,553
TOTAL ESTIMATED EXPENDITURES, FY 2024-25	54,553
Cash Flow Account	350
Budget Reserve	2,656
Stadium Reserve	581
Projected General Fund Balance	12,112