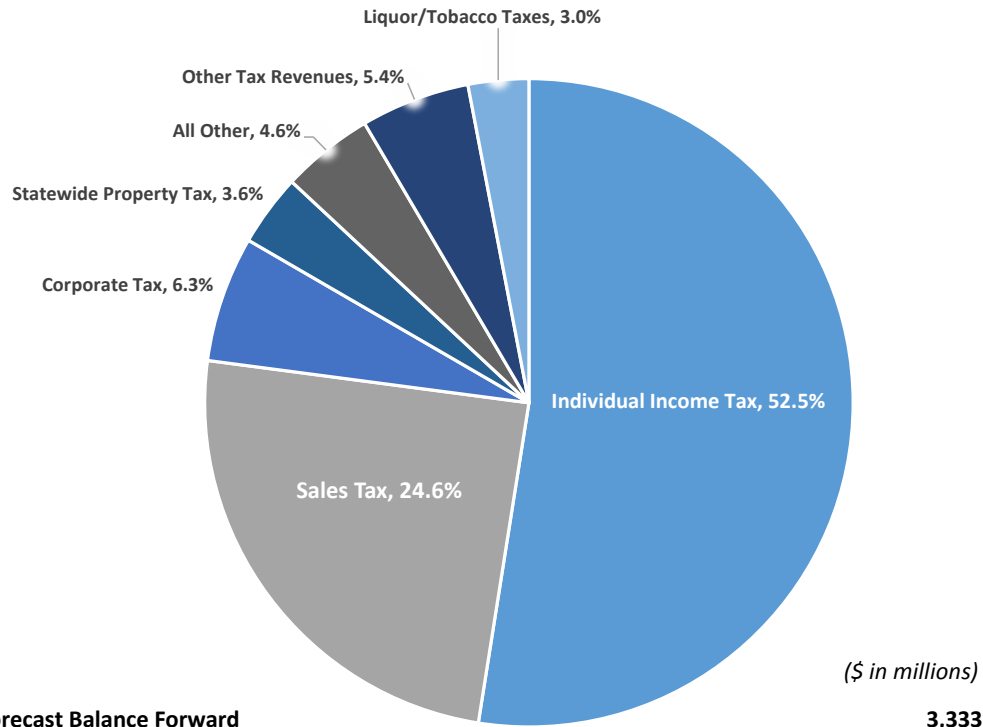


2018-19 Biennium

# Where the General Fund Dollars Come From?

End of 2019 Legislative Session

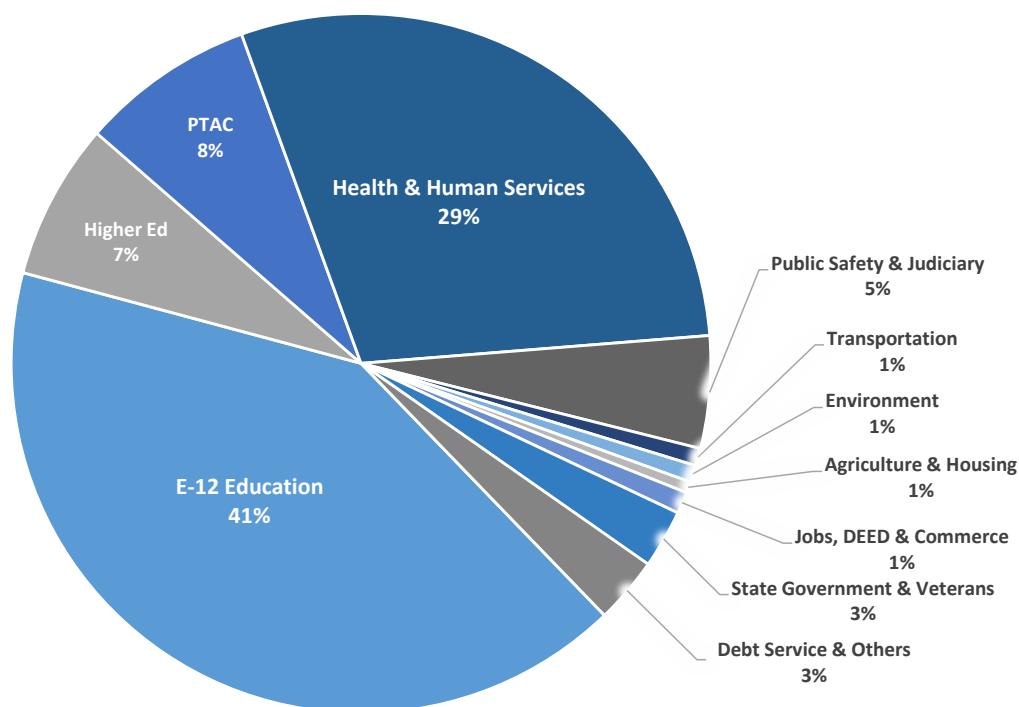


<b>Forecast Balance Forward</b>	<b>3,333</b>
Non-Dedicated Revenues:	
Individual Income Tax	23,749
Sales Tax	11,124
Corporate Tax	2,838
Statewide Property Tax	1,620
Liquor, Wine, Beer Taxes	184
Cigarette & Tobacco Taxes	1,181
Other Tax Revenues	2,462
All Other Revenues	1,660
<b>Subtotal Non-Dedicated Revenues</b>	<b>44,818</b>
Dedicated Revenue	
Transfers From Other Funds	316
Prior Year Adjustments	102
<b>Subtotal Other Resources</b>	<b>419</b>
New Legislation Revenues	26
<b>SUBTOTAL CURRENT RESOURCES</b>	<b>45,238</b>
<b>TOTAL AVAILABLE RESOURCES, FY 2018-19</b>	<b>48,571</b>
Less: Estimated Expenditures	45,491
Cash Flow Account	350
Budget Reserve	2,075
Stadium Reserve	50
Appropriations Carried Forward	0
<b>Projected General Fund Balance</b>	<b>606</b>

2018-19 Biennium

# Where the General Fund Dollars Go?

End of 2019 Legislative Session



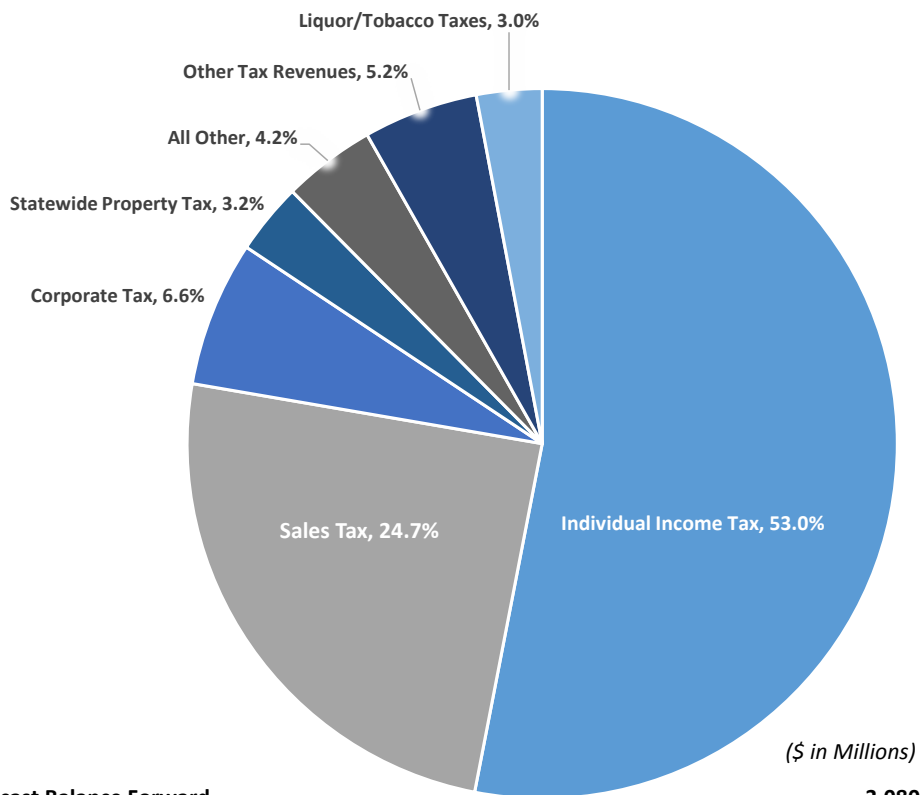
(\$ in Millions)

<b>TOTAL AVAILABLE RESOURCES, FY 2018-19</b>	<b>48,571</b>
<b>Omnibus Bills:</b>	
E-12 Education	18,832
Higher Education	3,290
Property Tax Aids & Credits	3,658
Health & Human Services	13,322
Public Safety & Judiciary	2,357
Transportation	368
Environment	356
Agriculture & Housing	234
Jobs, Economic Development & Commerce	454
State Government & Veterans	1,227
Debt Service	1,113
Capital Projects & Other	280
<b>Subtotal-Omnibus Bills</b>	<b>45,491</b>
<b>TOTAL ESTIMATED EXPENDITURES, FY 2018-19</b>	<b>45,491</b>
Cash Flow Account	350
Budget Reserve	2,075
Stadium Reserve	50
<b>Projected General Fund Balance</b>	<b>606</b>

2020-21 Biennium

# Where the General Fund Dollars Come From?

End of 2019 Legislative Session

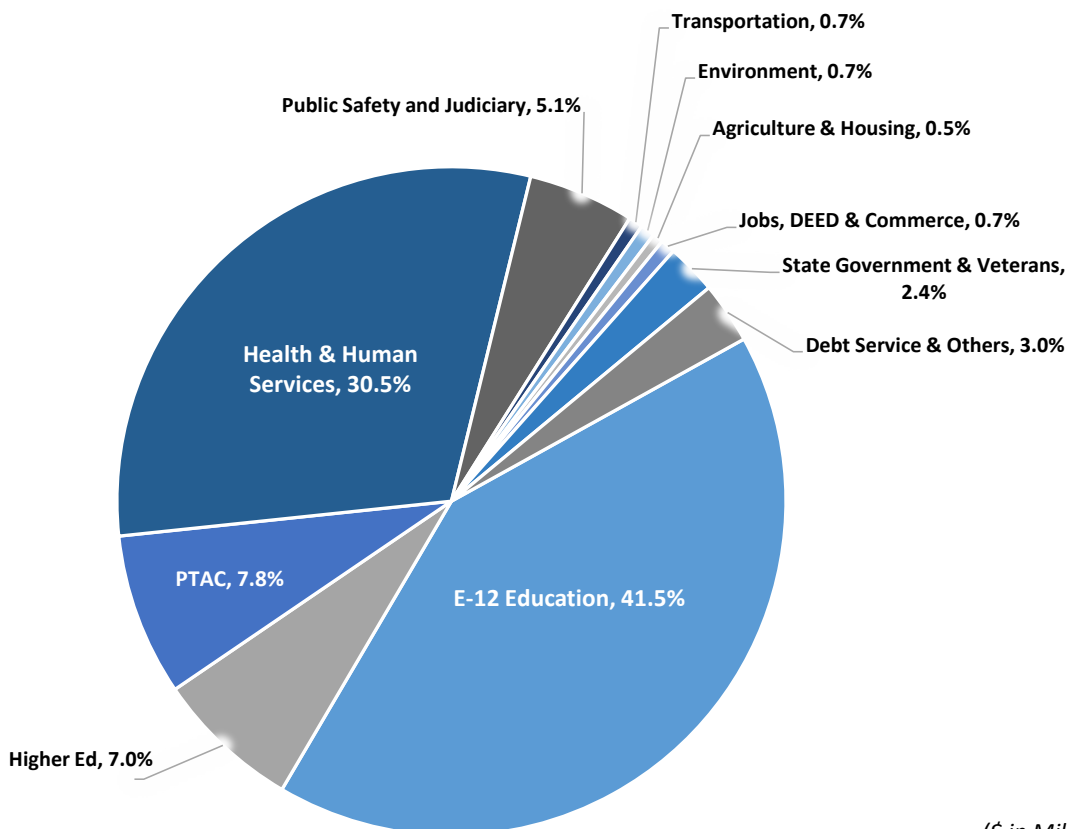


<b>Forecast Balance Forward</b>	<b>3,080</b>
<b>Non-Dedicated Revenues:</b>	
Individual Income Tax	25,547
Sales Tax	11,873
Corporate Tax	3,190
Statewide Property Tax	1,561
Liquor, Wine, Beer Taxes	191
Cigarette & Tobacco Taxes	1,245
Other Tax Revenues	2,517
All Other Revenues	1,500
<b>Subtotal Non-Dedicated Revenues</b>	<b>47,623</b>
Transfers From Other Funds	469
Prior Year Adjustments	63
<b>Subtotal Other Resources</b>	<b>532</b>
New Legislation Revenues	214
<b>SUBTOTAL CURRENT RESOURCES</b>	<b>48,156</b>
<b>TOTAL AVAILABLE RESOURCES, FY 2020-21</b>	<b>51,236</b>
Less: Estimated Expenditures	48,470
Cash Flow Account	350
Budget Reserve	2,075
Stadium Reserve	98
<b>Projected General Fund Balance</b>	<b>242</b>

2020-21 Biennium

# Where the General Fund Dollars Go?

End of 2019 Legislative Session



(\$ in Millions)

**TOTAL AVAILABLE RESOURCES, FY 2020-21** **51,236**

Omnibus Bills:

E-12 Education	20,122
Higher Education	3,406
Property Tax Aids & Credits	3,804
Health & Human Services	14,774
Public Safety & Judiciary	2,492
Transportation	331
Environment	339
Agriculture & Housing	248
Jobs, Economic Development & Commerce	341
State Government & Veterans	1,179
Debt Service	1,183
Capital Projects & Other	253
<b>Subtotal-Omnibus Bills</b>	<b>48,470</b>

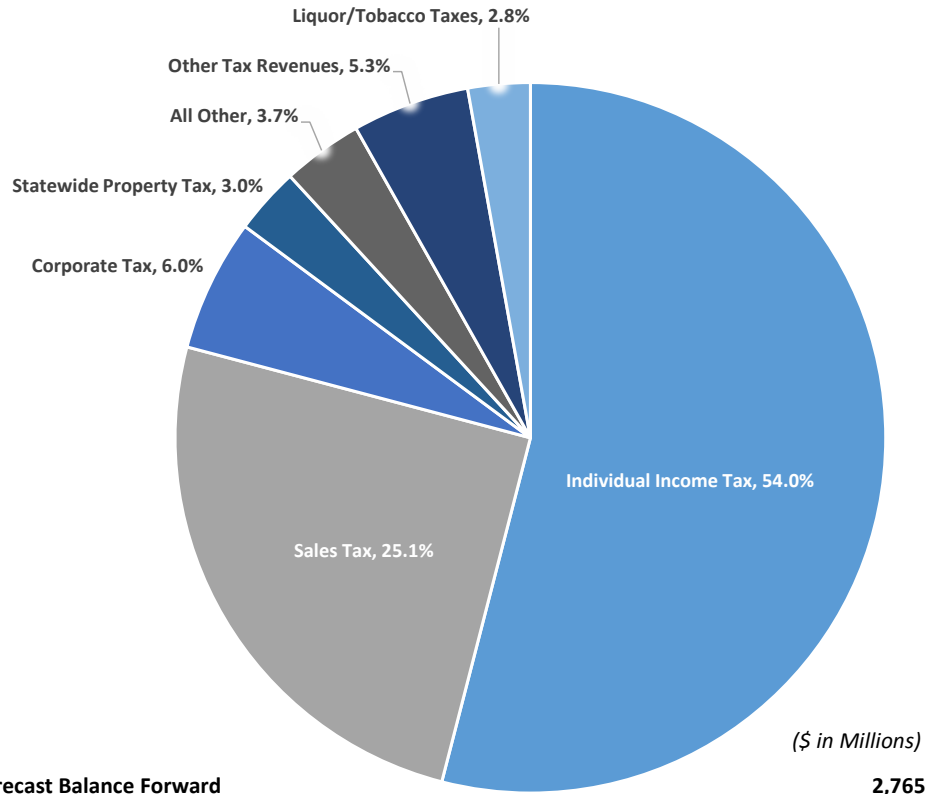
**TOTAL ESTIMATED EXPENDITURES, FY 2020-21** **48,470**

Cash Flow Account	350
Budget Reserve	2,075
Stadium Reserve	98
<b>Projected General Fund Balance</b>	<b>242</b>

2022-23 Biennium

# Where the General Fund Dollars Come From?

End of 2019 Legislative Session

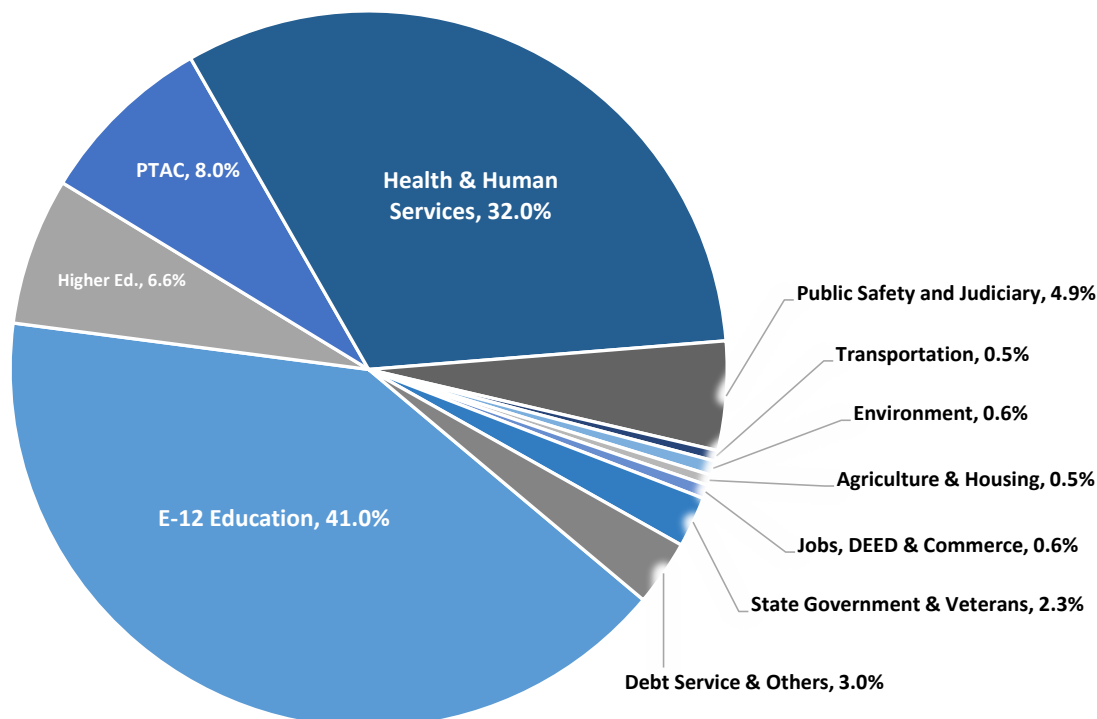


<b>Forecast Balance Forward</b>	<b>2,765</b>
<b>Non-Dedicated Revenues:</b>	
Individual Income Tax	27,372
Sales Tax	12,722
Corporate Tax	3,054
Statewide Property Tax	1,534
Liquor, Wine, Beer Taxes	198
Cigarette & Tobacco Taxes	1,238
Other Tax Revenues	2,703
All Other Revenues	1,474
<b>Subtotal Non-Dedicated Revenues</b>	<b>50,296</b>
Transfers From Other Funds	305
Prior Year Adjustments	74
<b>Subtotal Other Resources</b>	<b>380</b>
New Legislation Revenues	484
<b>SUBTOTAL CURRENT RESOURCES</b>	<b>50,676</b>
<b>TOTAL AVAILABLE RESOURCES, FY 2022-23</b>	<b>53,441</b>
Less: Estimated Expenditures	51,252
Cash Flow Account	350
Budget Reserve	1,583
Stadium Reserve	193
<b>Projected General Fund Balance</b>	<b>63</b>

2022-23 Biennium

# Where the General Fund Dollars Go?

End of 2019 Legislative Session



TOTAL AVAILABLE RESOURCES, FY 2022-23

(\$ in Millions)

Omnibus Bills:	<b>53,441</b>
E-12 Education	20,992
Higher Education	3,406
Property Tax Aids & Credits	4,108
Health & Human Services	16,399
Public Safety & Judiciary	2,518
Transportation	247
Environment	332
Agriculture & Housing	243
Jobs, Economic Development & Commerce	313
State Government & Veterans	1,175
Debt Service	1,233
Capital Projects & Other	286
Subtotal-Omnibus Bills	51,252
<b>TOTAL ESTIMATED EXPENDITURES, FY 2022-21</b>	<b>51,252</b>
Cash Flow Account	350
Budget Reserve	1,583
Stadium Reserve	193
<b>Projected General Fund Balance</b>	<b>63</b>