

# Table of Contents

## Minnesota Office of Higher Education

<i>Agency Profile</i> .....	1
Agency Expenditure Overview .....	3
Agency Financing by Fund .....	4
Agency Change Summary .....	6
<b><u>Program</u></b> .....	8
<b>Student Financial Aid</b> .....	8
<i>Program Narrative</i> .....	8
Program Expenditure Overview .....	13
Program Financing by Fund .....	14
<b><u>Program</u></b> .....	16
<b>State Supplemental Loans</b> .....	16
<i>Program Narrative</i> .....	16
Program Expenditure Overview .....	19
Program Financing by Fund .....	20
<b><u>Program</u></b> .....	21
<b>Research Policy and Analysis</b> .....	21
<i>Program Narrative</i> .....	21
Program Expenditure Overview .....	23
Program Financing by Fund .....	24
<b><u>Program</u></b> .....	26
<b>Postsecondary Access and Outreach</b> .....	26
<i>Program Narrative</i> .....	26
Program Expenditure Overview .....	31
Program Financing by Fund .....	32
<b><u>Program</u></b> .....	33
<b>OHE Administration</b> .....	33
<i>Program Narrative</i> .....	33
Program Expenditure Overview .....	35
Program Financing by Fund .....	36

<http://www.ohe.state.mn.us/>

**AT A GLANCE**

- Minnesota State Grant program, the largest of OHE’s student financial aid programs, served 81,023 students and awarded \$186M in FY17.
- Student Loan Program provided \$66M in low interest loans to 8,587 low-income students in FY17.
- Protects consumers by registering and licensing 186 post-secondary institutions in the state of Minnesota. Oversees approximately 110 schools that disburse state aid and loan funds.
- Minnesota Indian Scholarship served 845 students and awarded \$2.75M in FY17.
- Publishes original research on postsecondary education, state student financial aid programs, student financing issues, retention, and completion.
- The Get Ready program is a college readiness program, funded by a federal grant of \$3.46M/year, and targeted to low-income students.
- Minnesota 529 College Savings Plan supports 67,625 accounts, 38,498 account owners, and \$1.39B in assets.

**PURPOSE**

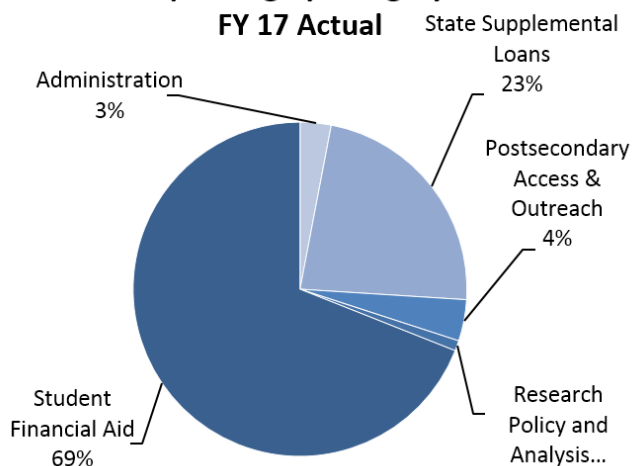
The mission of the Minnesota Office of Higher Education (OHE) is to support the pursuit and completion of a higher education credential by every Minnesotan, regardless of race, gender, or socio-economic status, in order to enhance our democracy, the State’s economic vitality, and individual quality of life. Our goals are to make postsecondary education accessible and affordable to all Minnesotans and foster best practices to ensure completion. Our financial aid programs serve low- to moderate-income people. Our outreach programs target populations that are historically underrepresented in postsecondary education. We work closely with the legislature, postsecondary institutions, foundations, and the federal government. OHE contributes to these statewide outcomes:

- Minnesotans have the education and skills needed to achieve their goals; and
- A thriving economy that encourages business growth and employment opportunities

**BUDGET**

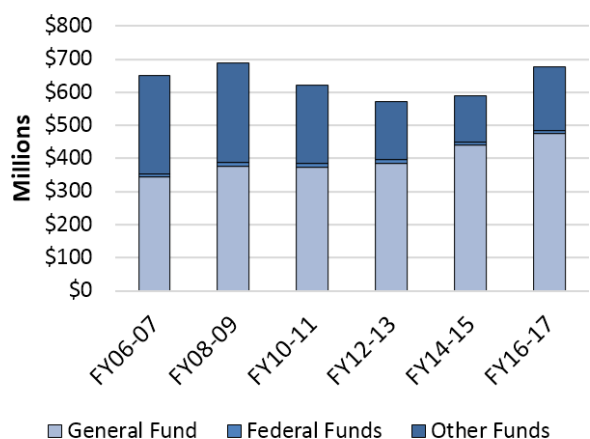
**Spending by Category**

**FY 17 Actual**



Source: Budget Planning & Analysis System (BPAS)

**Historical Spending**



**“Other Funds” includes the Office of Higher Education fund, which is not in the consolidated fund statement**  
 Source: Consolidated Fund Statement

## STRATEGIES

- **Financial aid administration:** OHE administers several financial aid programs, including the State Grant, Child Care Grants, Work Study, American Indian Scholarships, Occupational Scholarships, Dual Training, the GI bill, and the SELF Loan Program. We work closely with approved postsecondary institutions to manage and disburse funds to students, which allow them to enroll, persist, and complete postsecondary education.
- **Policy and research activities:** We conduct original, independent research to provide lawmakers, educators, and other policy leaders with objective information about postsecondary enrollment, attainment, finance, accountability. We are the lead agency for the State Longitudinal Education Data System (SLEDS), which uses early childhood through postsecondary and workforce data to identify the most viable pathways for individuals to achieve successful outcomes in education and work. SLEDS data informs education and workforce policy and practice in Minnesota.
- **Consumer protection:** We register or license approximately 186 private non-profit and for-profit postsecondary institutions and oversee 110 of those schools that disburse state aid and loan funds. In 2014, we added a Student Consumer Advocate position, created to provide support and information to students who have a dispute with their postsecondary institution and to identify best practices in postsecondary education.
- **Minnesota 529 College Savings Plan:** We work closely with the Teachers Insurance and Annuity Association of America (TIAA) to administer a program allowing families to save future postsecondary education expenses in tax-advantaged accounts.
- **Get Ready:** Get Ready is a college readiness program, funded by a federal GEAR UP grant of \$3.46M/year. The state continues to experience racial inequities in the areas of postsecondary enrollment, retention, and completion. While college aspirations are high (over 90% across grade levels) amongst students of color, program data shows that lower rates of academic preparedness, academic tenacity, college knowledge, and a perceived lack of affordability act as significant barriers to postsecondary enrollment and completion. Through evidence-based postsecondary readiness interventions, Get Ready is working to eliminate these inequities by building schools' capacity to equip students and families with the necessary information, skills, tools, and strategies for overcoming these barriers. Get Ready is also committed to forming strong partnerships with employers, postsecondary institutions, and community organizations to ensure long-range sustainability in postsecondary readiness services after the GEAR UP grant expires.

---

M.S.136A (<https://www.revisor.mn.gov/statutes/?id=136A>) provides legal authority for OHE's student financial aid services.

M.S. 136G.01-136G.14 (<https://www.revisor.mn.gov/statutes/?id=136G>) provides legal authority for the Minnesota College Savings Plan.

M.S. 141.21 – 37 (<https://www.revisor.mn.gov/statutes/cite/136A.821>) provides legal authority for OHE's licensing and registration services.

(Dollars in Thousands)

	Actual FY16	Actual FY17	Actual FY18	Estimate FY19	Forecast Base	
					FY20	FY21
<b><u>Expenditures by Fund</u></b>						
1000 - General	228,872	246,643	252,998	261,666	250,986	250,986
2000 - Restrict Misc Special Revenue	892	1,040	1,177	1,330	1,043	898
2001 - Other Misc Special Revenue	63	2,573	2,347	11,362	5,450	5,251
2403 - Gift		13		30		
3000 - Federal	3,921	3,393	2,622	3,536	3,506	3,506
8300 - Office Of Higher Education	104,644	84,292	81,624	102,355	102,318	102,307
<b>Total</b>	<b>338,392</b>	<b>337,954</b>	<b>340,769</b>	<b>380,279</b>	<b>363,303</b>	<b>362,948</b>
Biennial Change				44,701		5,203
Biennial % Change				7		1

**Expenditures by Program**

Student Financial Aid	218,234	234,193	241,644	251,832	240,144	240,144
State Supplemental Loans	97,916	78,054	75,760	95,000	95,000	95,000
Research Policy and Analysis	1,106	2,286	3,161	8,122	4,693	4,339
Postsecondary Access and Outreach	11,543	13,252	10,717	11,707	11,318	11,318
OHE Administration	9,592	10,168	9,486	13,618	12,148	12,147
<b>Total</b>	<b>338,392</b>	<b>337,954</b>	<b>340,769</b>	<b>380,279</b>	<b>363,303</b>	<b>362,948</b>

**Expenditures by Category**

Compensation	5,343	5,709	5,625	6,070	6,317	6,461
Operating Expenses	14,797	15,988	14,618	23,845	19,097	18,924
Grants, Aids and Subsidies	224,542	241,106	248,116	259,599	247,819	247,558
Capital Outlay-Real Property				640	36	
Other Financial Transaction	93,710	75,151	72,410	90,125	90,034	90,005
<b>Total</b>	<b>338,392</b>	<b>337,954</b>	<b>340,769</b>	<b>380,279</b>	<b>363,303</b>	<b>362,948</b>

Total Agency Expenditures	338,392	337,954	340,769	380,279	363,303	362,948
Internal Billing Expenditures	193	239	225	280	279	264
<b>Expenditures Less Internal Billing</b>	<b>338,200</b>	<b>337,715</b>	<b>340,543</b>	<b>379,999</b>	<b>363,024</b>	<b>362,684</b>

**Full-Time Equivalent**

	<b>61.72</b>	<b>64.00</b>	<b>61.48</b>	<b>68.12</b>	<b>67.73</b>	<b>67.73</b>
--	--------------	--------------	--------------	--------------	--------------	--------------

(Dollars in Thousands)

	Actual FY16	Actual FY17	Actual FY18	Estimate FY19	Forecast Base	
					FY20	FY21
<b>1000 - General</b>						
Balance Forward In		9,522	3,178	8,287		
Direct Appropriation	231,068	241,615	260,036	256,501	256,508	256,508
Transfers In	2,420	8,322	3,675	2,415	15	15
Transfers Out	1,932	9,785	5,569	5,537	5,537	5,537
Cancellations		206	35			
Balance Forward Out	2,684	2,825	8,287			
<b>Expenditures</b>	<b>228,872</b>	<b>246,643</b>	<b>252,998</b>	<b>261,666</b>	<b>250,986</b>	<b>250,986</b>
Biennial Change in Expenditures				39,149		(12,692)
Biennial % Change in Expenditures				8		(2)
Full-Time Equivalents	22.34	25.40	22.25	25.47	25.08	25.08
<b>2000 - Restrict Misc Special Revenue</b>						
Balance Forward In	3,029	3,061	2,788	2,805	2,394	2,165
Receipts	925	742	1,195	919	814	814
Internal Billing Receipts	193	239	193	317	317	317
Balance Forward Out	3,061	2,763	2,806	2,394	2,165	2,081
<b>Expenditures</b>	<b>892</b>	<b>1,040</b>	<b>1,177</b>	<b>1,330</b>	<b>1,043</b>	<b>898</b>
Biennial Change in Expenditures				575		(566)
Biennial % Change in Expenditures				30		(23)
Full-Time Equivalents	5.78	7.25	7.76	6.29	5.95	5.95
<b>2001 - Other Misc Special Revenue</b>						
Balance Forward In	92	258	3,830	6,161	424	449
Receipts	35	162	457	350	200	
Transfers In	194	5,300	4,288	5,341	5,341	5,341
Transfers Out		166	66	66	66	66
Balance Forward Out	258	2,981	6,162	424	449	473
<b>Expenditures</b>	<b>63</b>	<b>2,573</b>	<b>2,347</b>	<b>11,362</b>	<b>5,450</b>	<b>5,251</b>
Biennial Change in Expenditures				11,074		(3,008)
Biennial % Change in Expenditures				420		(22)
Full-Time Equivalents	0.57	0.10	0.48	1.51	1.17	1.17

(Dollars in Thousands)

**2403 - Gift**

	Actual FY16	Actual FY17	Actual FY18	Estimate FY19	Forecast Base	
					FY20	FY21
Balance Forward In		15	30	30		
Receipts	15	15				
Balance Forward Out	15	17	30			
<b>Expenditures</b>		<b>13</b>		<b>30</b>		
Biennial Change in Expenditures				17		(30)
Biennial % Change in Expenditures						

**3000 - Federal**

Balance Forward In	0	0	0			
Receipts	3,920	3,393	2,622	3,536	3,506	3,506
<b>Expenditures</b>	<b>3,921</b>	<b>3,393</b>	<b>2,622</b>	<b>3,536</b>	<b>3,506</b>	<b>3,506</b>
Biennial Change in Expenditures				(1,156)		854
Biennial % Change in Expenditures				(16)		14
Full-Time Equivalents	21.11	18.16	16.98	20.21	20.13	20.13

**8300 - Office Of Higher Education**

Balance Forward In	155,941	131,775	139,873	179,610	179,547	179,542
Receipts	80,583	92,397	121,738	102,328	102,341	102,354
Transfers Out	147	32	379	36	28	28
Balance Forward Out	131,734	139,847	179,609	179,547	179,542	179,561
<b>Expenditures</b>	<b>104,644</b>	<b>84,292</b>	<b>81,624</b>	<b>102,355</b>	<b>102,318</b>	<b>102,307</b>
Biennial Change in Expenditures				(4,958)		20,646
Biennial % Change in Expenditures				(3)		11
Full-Time Equivalents	11.92	13.09	14.01	14.64	15.40	15.40

(Dollars in Thousands)

	FY19	FY20	FY21	Biennium 2020-21
<b>Direct</b>				
<b>Fund: 1000 - General</b>				
FY2019 Appropriations	256,501	256,501	256,501	513,002
Base Adjustments				
Pension Allocation		7	7	14
Forecast Base	256,501	256,508	256,508	513,016
<b>Dedicated</b>				
<b>Fund: 2000 - Restrict Misc Special Revenue</b>				
Planned Spending	1,330	1,043	898	1,941
Forecast Base	1,330	1,043	898	1,941
<b>Fund: 2001 - Other Misc Special Revenue</b>				
Planned Spending	11,362	5,450	5,251	10,701
Forecast Base	11,362	5,450	5,251	10,701
<b>Fund: 2403 - Gift</b>				
Planned Spending	30			
Forecast Base	30			
<b>Fund: 3000 - Federal</b>				
Planned Spending	3,536	3,506	3,506	7,012
Forecast Base	3,536	3,506	3,506	7,012
<b>Fund: 8300 - Office Of Higher Education</b>				
Planned Spending	102,355	102,318	102,307	204,625
Forecast Base	102,355	102,318	102,307	204,625
<b>Revenue Change Summary</b>				
<b>Dedicated</b>				
<b>Fund: 2000 - Restrict Misc Special Revenue</b>				
Forecast Revenues	919	814	814	1,628
<b>Fund: 2001 - Other Misc Special Revenue</b>				
Forecast Revenues	350	200		200
<b>Fund: 3000 - Federal</b>				
Forecast Revenues	3,536	3,506	3,506	7,012

(Dollars in Thousands)

	FY19	FY20	FY21	Biennium 2020-21
<b>Fund: 8300 - Office Of Higher Education</b>				
Forecast Revenues	102,328	102,341	102,354	204,695
<b><i>Non-Dedicated</i></b>				
<b>Fund: 1000 - General</b>				
Forecast Revenues	5,667	5,051	5,051	10,102



## Program: Student Financial Aid Services

<http://www.ohe.state.mn.us/>

### AT A GLANCE

- Provided a total of \$185.5 million in need-based financial assistance to 81,023 Minnesota students in FY2017 through the Minnesota State Grant program.
- Administered state financial aid programs with a total of 7.0 full-time employees.

### PURPOSE & CONTEXT

The Office of Higher Education's Student Financial Aid Services support the state's strategy to keep education affordable and accessible for all Minnesota residents. These programs support the Minnesota Dashboard's goals of:

- A thriving economy that encourages business growth and employment opportunities
- Minnesotans have the education and skills needed to achieve their goals

Student financial aid programs enable students to access and choose the postsecondary institution and training provider that best meets their educational needs, regardless of their financial circumstances.

### SERVICES PROVIDED

The Student Financial Aid Services division administers several programs that support students pursuing postsecondary education and training. The division also serves student loan borrowers serving Minnesota in particular occupations. Additionally, the division administers several grants that go to a variety of external organizations instead of directly to students. As a result, it is not always possible to determine the number of students that directly benefit from the grant. In the Table below, data is only provided in the student column if the grant goes directly to students.

<i>Program</i>	<i>Year</i>	<i>Students</i>	<i>Expenditures</i>	<i>Description</i>
MN State Grant	FY2017	81,023	\$185.5 million	Need-based grant to MN residents attending MN colleges
Interstate Tuition Reciprocity	FY2017	28,370	\$ 5.5 million	Waives non-resident tuition rates for MN residents attending public colleges in reciprocity states
State Work Study	FY2017	9,642	\$14.3 million	Funds allocated to MN colleges to pay 75% of wages for student employment on or off campus
Postsecondary Child Care Grant	FY2017	1,693	\$6.0 million	Need-based grants to student parents using child care services while attending college
MN Indian Scholarship	FY2018	845	\$2.75 million	Need-based scholarships to MN resident students who have at least one-quarter American Indian ancestry
United Family Practice & HCMC Family Medical Residency Program	FY2018	-	\$1.146 million	Financial support for family practice training programs

<b>Program</b>	<b>Year</b>	<b>Students</b>	<b>Expenditures</b>	<b>Description</b>
Tribal College Supplemental Grants	FY2018	-	134,249	Direct financial support to tribal colleges in MN to support the cost of educating non-tribal members
Safety Officers Survivor's Grant	FY2017	10	\$78,952	Non-need-based college grants to survivors of MN public safety officers killed in the line of duty
Teacher Candidate Grant	FY2018	486	\$3.212 million	Grants to eligible students completing required student teaching experiences. Awards prioritized for teacher candidates in shortage areas and teacher candidates who belong to racial or ethnic groups underrepresented in the MN teacher workforce.
Various State Loan Repayment Programs	FY2018	885	\$1.233 million	Teacher Shortage Loan Repayment (835 teachers and \$833,307), Agricultural Educator Loan Repayment (Awards begin in FY2019), Aviation Degree Loan Repayment (Awards begin in FY2019), LRAP of MN (45 attorneys and \$25,000), Large Animal Vet Loan Forgiveness (5 Vets and \$375,000)
Federal John R. Justice Student Loan Repayment	FY2018	-	\$37,436	Federal grant funds used for student loan repayment assistance to public defenders and prosecutors
PIPELINE Dual Training Grants	FY2018	-	\$1.064 million	Grants to employers to train employees through dual training programs in identified occupations in the advanced manufacturing, health care services, information technology, and agriculture industries
Grants for Students with Intellectual and Developmental Disabilities	FY2018	-	\$0	Financial assistance to students with intellectual and development disabilities who attend Comprehensive Transition & Postsecondary (CTP) programs at eligible Minnesota postsecondary institutions. Program to begin making awards in FY2019.
Minnesota Life College (Now named Minnesota Independence College & Community)	FY2018	49	\$1 million	Grant to Minnesota Independence College & Community (formerly Minnesota Life College) to provide need-based scholarships and tuition reduction for their participants

<b>Program</b>	<b>Year</b>	<b>Students</b>	<b>Expenditures</b>	<b>Description</b>
Minnesota 529 College Savings Program	FY2018 (As of 3/31/2018)	67,625 Active Accounts 38,498 Account Holders	\$1.386 million in assets	A tax-advantaged 529 college savings plan to help families save for higher education tuition and expenses. The Plan is administered by the Office of Higher Education and State Board of Investment (SBI). There is no state appropriation.

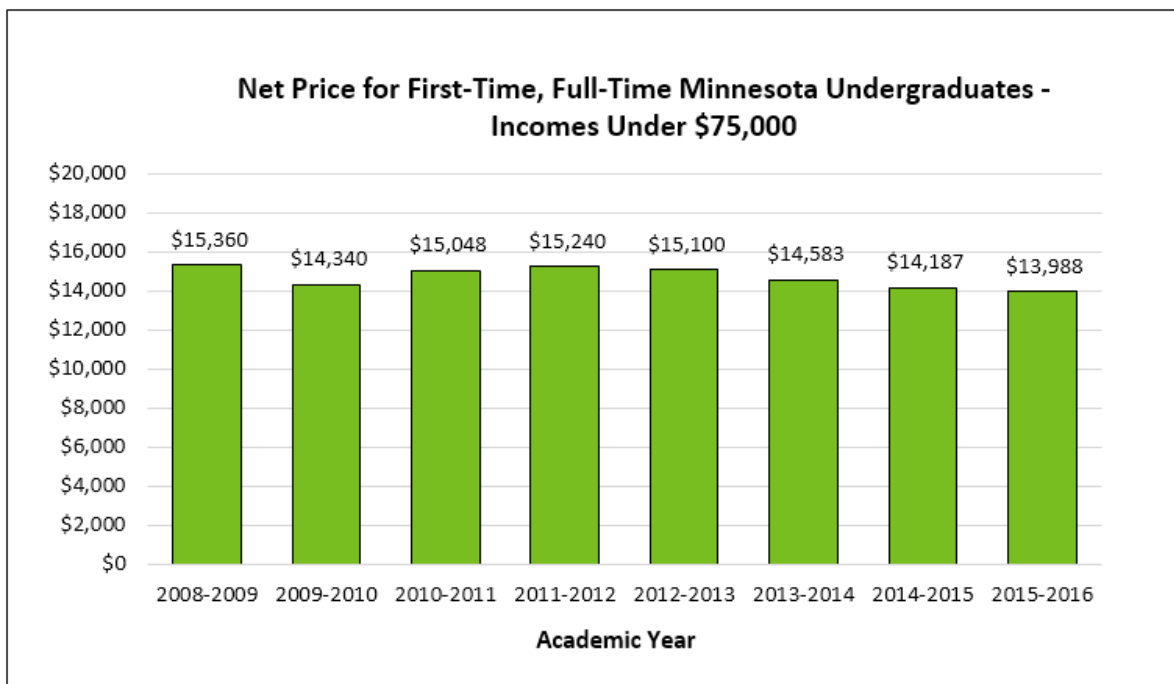
## RESULTS

Student Financial Aid Services evaluates the outcomes of its strategies and services by determining their impact on student access to -and choice of- higher education institutions by:

1. Assessing the average net price students and families pay for postsecondary attendance and its relation to family income
2. Monitoring the median cumulative student loan debt of bachelor’s degree completers at Minnesota four-year public and private campuses to determine if cumulative debt amounts are stable and monthly loan payments are reasonable
3. Tracking the percentage of students who take out student loans to attend college
4. Comparing the percentage of Minnesota State Grant recipients who attend the various sectors in Minnesota with nationwide averages to determine if the program continues to support student choice

### 1. Average Net Price in Minnesota

The State Grant program and the Federal Pell Grant program are important drivers of net price (gross price minus grants and scholarships) because they are the major form of grants for college students in Minnesota. Over the past six years, average net price of postsecondary institutions has been relatively stable in Minnesota, which is some indication that grants and scholarships are keeping pace with increasing college costs. For first-time, full-time undergraduates with family incomes below \$75,000 at Minnesota postsecondary institutions, the average net price decreased to \$13,988 during the 2015-2016 academic year.



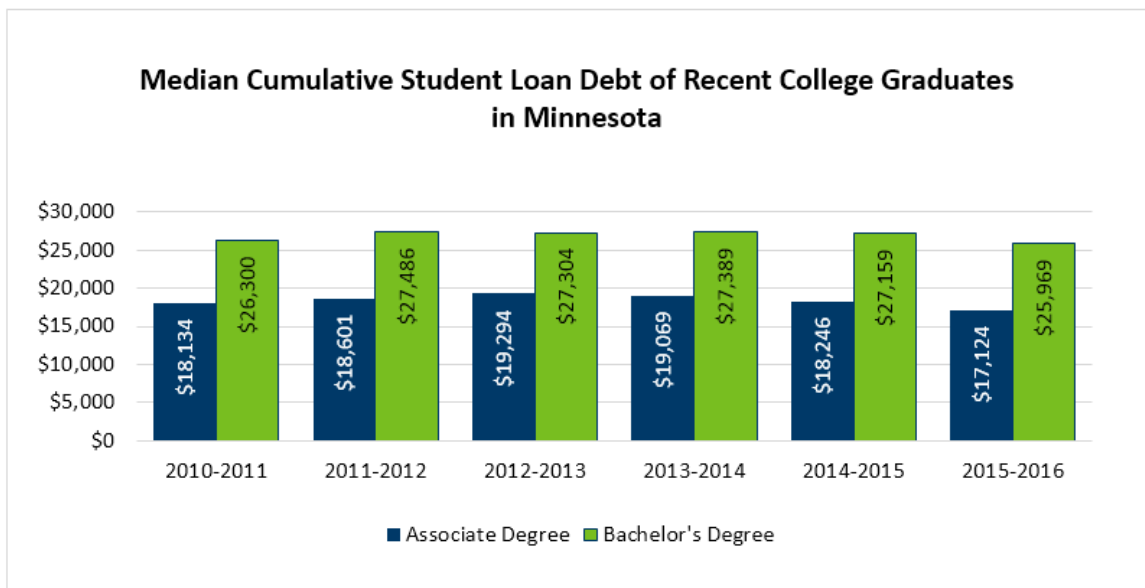
Source: Office of Higher Education Analysis of U.S. Department of Education IPEDS Data, 2018.

## 2. Median Cumulative Student Debt & Percentage of Students Borrowing in Minnesota

State financial aid programs help reduce the cumulative amount students must borrow to cover educational costs. Median student loan debt in Minnesota has been stable over the past five years. Students who graduated from Minnesota four-year public and private institutions had median student loan debt of \$25,969 in 2016 and associate degree recipients had a median student loan debt of \$17,124 in 2016.

Affordability of future student loan payments is also an important measure, since some students may opt out of postsecondary education or attend less expensive institutions to avoid an unmanageable debt load. Monthly payments on Minnesota's median cumulative loan debt of \$25,969 for Bachelor's degree completers would be approximately \$173-\$299 depending on the repayment plan chosen. The corresponding payment amount for associate degree completers would be \$114-\$197. Neither amount exceeds eight percent of gross monthly salaries for degree-completers in Minnesota, which is the Consumer Financial Protection Bureau's measure of an affordable loan payment.

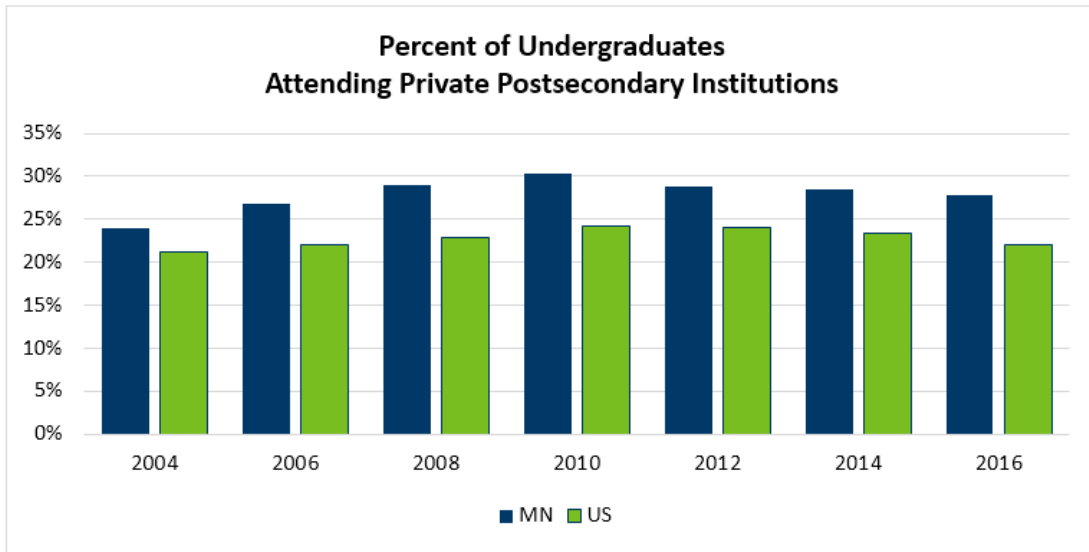
The percentage of Minnesota four-year college graduates with student loans has also been declining slightly over the past four years, from 72 percent of Bachelors' degree graduates borrowing during 2012 to 69 percent in 2016, and 72 percent for associate degree recipients borrowing in 2012 to 65 percent in 2016.



Source: Minnesota Office of Higher Education, 2017.

## 3. Enrollment at Private Postsecondary Education Institutions in Minnesota

Minnesota's undergraduate students continue to attend in-state private institutions at a higher rate (28 percent) than the national average (22 percent). The percentage of students enrolled at private institutions in Minnesota has decreased over the most recent six years from its peak of 30% in Fall 2010, which corresponds to recent closures of several private for-profit institutions and declining enrollments in all higher education institutions.



Source: Condition of Education, U.S. Department of Education, 2018; Minnesota Office of Higher Education, Basic Data Series, 2017.

The following links are to statutes or laws providing legal authority to the Office of Higher Education to administer the programs:

- <https://www.revisor.mn.gov/statutes/?id=136A.121> Minnesota State Grant Program
- <https://www.revisor.mn.gov/statutes/?id=136A.08> Interstate Tuition Reciprocity Program
- <https://www.revisor.mn.gov/statutes/?id=136A.233> Minnesota State Work Study Program
- <https://www.revisor.mn.gov/statutes/?id=136A.125> Postsecondary Child Care Grant Program
- <https://www.revisor.mn.gov/statutes/?id=136A.126> Minnesota Indian Scholarship Program
- <https://www.revisor.mn.gov/statutes/?id=197.791> MN GI Bill Program
- <https://www.revisor.mn.gov/statutes/?id=136A.1796> Tribal College Supplemental Grants
- <https://www.revisor.mn.gov/statutes/?id=299A.45> Safety Officers Survivor's Grant Program.
- <https://www.revisor.mn.gov/laws/2017/0/Session+Law/Chapter/89/> United Family Practice & HMC Family Medical Residency Program
- <https://www.revisor.mn.gov/statutes/cite/136A.1275> Teacher Candidate Grant
- <https://www.revisor.mn.gov/laws/2015/0/Session+Law/Chapter/69/-laws.3.20.0> MnSCU 2-year Occupational Grant Pilot Program
- <https://www.revisor.mn.gov/statutes/cite/136A.1789> Aviation Degree Loan Repayment Program
- <https://www.revisor.mn.gov/statutes/cite/136A.1794> Agricultural Educator Loan Repayment
- <https://www.revisor.mn.gov/statutes/cite/136A.1791> Teacher Shortage Loan Repayment
- <https://www.revisor.mn.gov/laws/2017/0/Session+Law/Chapter/89/-laws.2.36.0> LRAP of Minnesota
- <https://www.revisor.mn.gov/statutes/cite/136A.1795> Large Animal Vet Loan Forgiveness
- <https://www.revisor.mn.gov/statutes/cite/136A.246> PIPELINE Dual Training Grants
- <https://www.revisor.mn.gov/statutes/cite/136A.1215> Grants for Students with Intellectual and Developmental Disabilities
- <https://www.revisor.mn.gov/statutes/cite/136G.05> Minnesota 529 College Savings Program

## Student Financial Aid

## Program Expenditure Overview

(Dollars in Thousands)

	Actual FY16	Actual FY17	Actual FY18	Estimate FY19	Forecast Base	
					FY20	FY21
<b><u>Expenditures by Fund</u></b>						
1000 - General	218,137	231,718	239,643	245,006	237,741	237,741
2000 - Restrict Misc Special Revenue	55	58	56	82	84	83
2001 - Other Misc Special Revenue		2,407	1,891	6,698	2,273	2,274
3000 - Federal	42	11	55	46	46	46
<b>Total</b>	<b>218,234</b>	<b>234,193</b>	<b>241,644</b>	<b>251,832</b>	<b>240,144</b>	<b>240,144</b>
Biennial Change				41,049		(13,188)
Biennial % Change				9		(3)

### **Expenditures by Activity**

Student Financial Aid	15,197	16,875	19,878	22,913	19,023	19,024
State Grants	193,047	203,071	212,230	213,192	209,343	209,343
Mn College Savings Program	55	58	56	82	84	83
Loan Forgiveness and Counseling	44	865	858	2,231	676	676
Interstate Tuition Reciprocity	9,891	13,325	8,622	13,414	11,018	11,018
<b>Total</b>	<b>218,234</b>	<b>234,193</b>	<b>241,644</b>	<b>251,832</b>	<b>240,144</b>	<b>240,144</b>

### **Expenditures by Category**

Compensation	236	158	227	236	153	155
Operating Expenses	165	2,710	2,457	6,360	3,080	3,078
Grants, Aids and Subsidies	216,329	229,832	237,476	245,158	236,907	236,907
Other Financial Transaction	1,504	1,494	1,485	78	4	4
<b>Total</b>	<b>218,234</b>	<b>234,193</b>	<b>241,644</b>	<b>251,832</b>	<b>240,144</b>	<b>240,144</b>

Total Agency Expenditures	218,234	234,193	241,644	251,832	240,144	240,144
Internal Billing Expenditures	0	0		1	1	1
<b>Expenditures Less Internal Billing</b>	<b>218,234</b>	<b>234,193</b>	<b>241,644</b>	<b>251,831</b>	<b>240,143</b>	<b>240,143</b>

### **Full-Time Equivalent**

	2.12	1.58	2.35	2.57	1.65	1.65
--	------	------	------	------	------	------

## Student Financial Aid

## Program Financing by Fund

(Dollars in Thousands)

	Actual FY16	Actual FY17	Actual FY18	Estimate FY19	Forecast Base	
					FY20	FY21
<b>1000 - General</b>						
Balance Forward In		8,277	2,800	4,865		
Direct Appropriation	219,406	228,706	243,547	240,216	240,216	240,216
Transfers In	1,800	6,314	2,271	2,415	15	15
Transfers Out	1,351	8,755	4,075	2,490	2,490	2,490
Cancellations		24	35			
Balance Forward Out	1,719	2,800	4,865			
<b>Expenditures</b>	<b>218,137</b>	<b>231,718</b>	<b>239,643</b>	<b>245,006</b>	<b>237,741</b>	<b>237,741</b>
Biennial Change in Expenditures				34,794		(9,167)
Biennial % Change in Expenditures				8		(2)
Full-Time Equivalents	1.66	1.05	1.85	1.32	0.40	0.40

### 2000 - Restrict Misc Special Revenue

Balance Forward In	153	179	176	205	208	209
Receipts	81	55	85	85	85	85
Balance Forward Out	179	176	205	208	209	211
<b>Expenditures</b>	<b>55</b>	<b>58</b>	<b>56</b>	<b>82</b>	<b>84</b>	<b>83</b>
Biennial Change in Expenditures				26		29
Biennial % Change in Expenditures				23		21
Full-Time Equivalents	0.43	0.50	0.49	0.55	0.55	0.55

### 2001 - Other Misc Special Revenue

Balance Forward In		194	3,770	4,654	231	233
Transfers In	194	5,300	2,841	2,341	2,341	2,341
Transfers Out		166	66	66	66	66
Balance Forward Out	194	2,921	4,654	231	233	234
<b>Expenditures</b>		<b>2,407</b>	<b>1,891</b>	<b>6,698</b>	<b>2,273</b>	<b>2,274</b>
Biennial Change in Expenditures				6,181		(4,042)
Biennial % Change in Expenditures						(47)
Full-Time Equivalents			0.01	0.67	0.67	0.67

### 3000 - Federal

Balance Forward In		0				
Receipts	42	11	55	46	46	46

## Student Financial Aid

## Program Financing by Fund

*(Dollars in Thousands)*

	Actual FY16	Actual FY17	Actual FY18	Estimate FY19	Forecast Base	
					FY20	FY21
<b>Expenditures</b>	<b>42</b>	<b>11</b>	<b>55</b>	<b>46</b>	<b>46</b>	<b>46</b>
Biennial Change in Expenditures				48		(9)
Biennial % Change in Expenditures				90		(9)
Full-Time Equivalents	0.03	0.03		0.03	0.03	0.03



## Program: State Supplemental Loans

<http://www.selfloan.state.mn.us/> and <http://www.selfrefi.state.mn.us/>

### AT A GLANCE

- Over 50,000 borrowers currently have loans through the SELF program, which offers low-interest loans for Minnesota residents or students enrolled at a Minnesota school, and owe nearly \$500 million.
- Over 900 borrowers currently have loans through the SELF Refi program, a low-interest student loan refinance program available to Minnesota residents, and owe nearly \$25 million.
- There is a \$100 million cap on the SELF Refi program.
- Seven full time employees work on the SELF and SELF Refi programs.

### PURPOSE & CONTEXT

The Office of Higher Education offers the Student Educational Loan Fund (SELF) program to help finance postsecondary education with low-interest loans. The SELF program contributes to the agency's mission by supporting students in earning a higher education credential by providing loan funds to attend college. SELF Loans are not limited to people with certain income levels. Students are eligible as long as they meet minimum program requirements and have a cosigner.

The SELF Refi program is available to help Minnesota residents refinance their student loans by offering low interest rates and favorable repayment terms. A wide variety of people are able to use the loan as long as they meet program eligibility requirements.

### SERVICES PROVIDED

#### SELF Program

The SELF program provides loans to students and families to help pay for college. The SELF Loan is available to Minnesota residents attending a participating college nationwide, or a Minnesota resident or nonresident attending a college in Minnesota. The program provides money to students to cover the cost of attending college beyond what is available through scholarship and grant money. Students can choose either a fixed or variable rate. SELF interest rates as of August 1, 2018 are: 4.3% variable and 6.0% fixed.

Current activities of the SELF program:

- The Agency is in the process of proposing amendments to the Administrative Rules governing the SELF program. The proposed amendments are intended to provide more flexibility to respond to the needs of borrowers and co-signers, reduce default risk, and align statute and rule language.
- In 2016, the Agency hired an in-house attorney with delegated authority to assist with the collection of defaulted loans. This action has improved collection on defaulted loans and the goal is to eliminate the use of private collection agencies in 2019.

#### SELF Refi

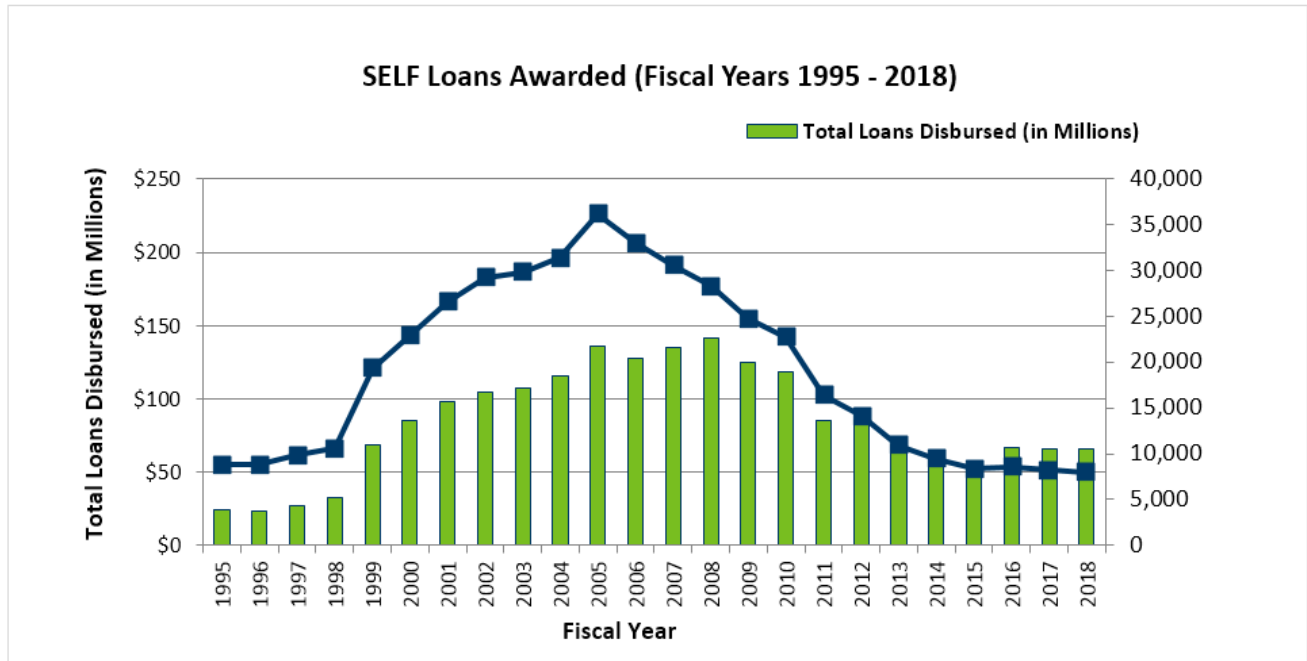
The SELF Refi program provides loans to help Minnesota residents refinance their postsecondary education debt. The SELF Refi Loan is available to Minnesota residents who have earned a credential, are currently employed, meet credit and debt-to-income requirements, and have at least \$10,000 in qualified education loans to refinance. There is also an option for a co-signed loan if the borrower does not qualify individually but meets minimum credit and debt-to-income requirements with a co-signer. The maximum SELF Refi loan is \$70,000. There are six different loan options based on loan term and type of interest rate. Rates range from 4.25% to

6.75% as of August 1, 2018. The debt-to-income ratio of the borrower and co-signer (if needed) determine which of the six options the borrower can select from. Current activities of the SELF Refi program:

- Various enhancements to the program are under consideration. Loan volume has declined since the launch of the program. The Agency is considering changes that would increase the number of Minnesota residents who can benefit from the program without a significant increase in the risk of default. The Agency has been moving cautiously with changes since it can take years to see trends in defaulted loans.

## RESULTS

### SELF Program



Source: Office of Higher Education

#### Quantity:

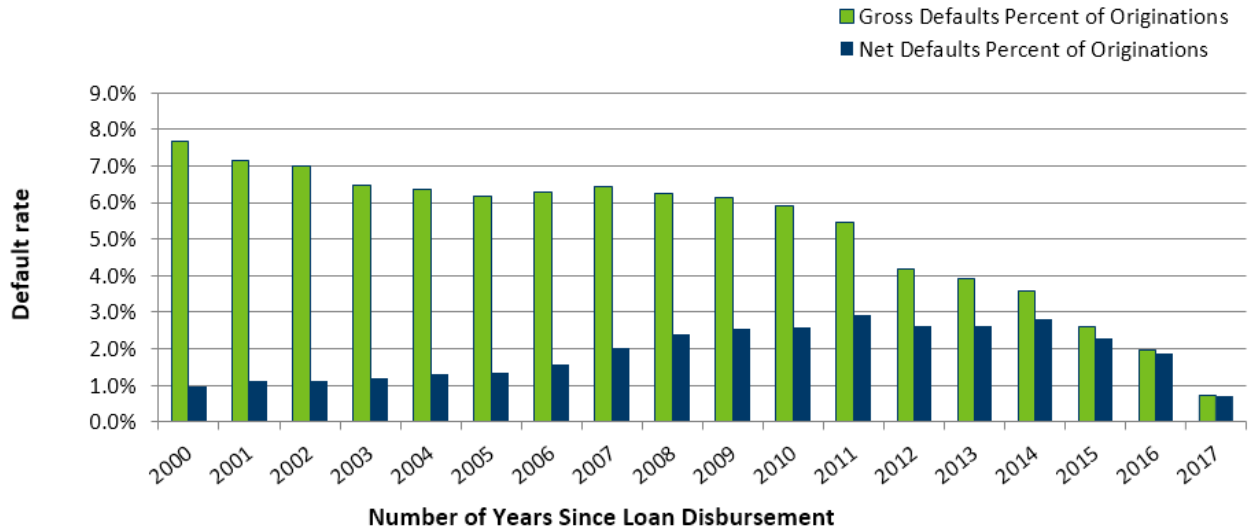
The number of SELF Loans and total dollars given to students was decreasing between 2009 and 2015; however, loan volume has been relatively stable the last three years. There are two primary reasons for the decrease:

- Loan volume increased in fiscal year 2016 as a result of increasing the loan limit from \$10,000 to \$20,000 for students enrolled in 4-year or graduate programs. Since the increase, the volume has remained stable.
- The federal government passed a law in 2008, which greatly restricts the ability of colleges to give students information about non-federal loans. Before this law was in place, colleges could give students information about the SELF Loan and the low interest rates available.
- The amount students could borrow through the SELF program was not keeping up with the cost of going to college. This means students borrow from private banks or other financial sources in order to get all the money they need from one place, even though it may cost them more in interest and fees.

#### Quality:

Gross defaults represent the loan balance at the time of default. The amount owed after payments have been made on the defaulted loans is the net default. Both the gross and net default rates for SELF loans are fairly low in comparison to other private loan programs.

### SELF Loan Program Default Rates as of 2017



Source: Minnesota Office of Higher Education

**Result:**

We effectively collect money owed on defaulted loans resulting in net default rates of less than 3%. Low default rates help keep interest rates low for students, since people not repaying their loans is a program expense.

**SELF Refi**

**Quantity:**

The legislature limited the SELF Refi program to a maximum amount of \$100 million in loans outstanding. Currently, borrowers owe \$25 million dollars.

**Quality:**

The SELF Refi program provides a low-cost option to Minnesota residents who are looking to refinance their student loans to better manage their student debt by changing the interest rate, the interest rate type and/or the repayment term. Consumers can compare the SELF Refi rates to other refinancing products available through the federal government, other states, or private lenders to determine whether the SELF Refi Loan is beneficial for them.

**Result:**

The program is relatively new (2016) and will continue to be evaluated for its effectiveness and future enhancements. Loan volume will be evaluated annually.

---

M.S. 136A.1701 (<https://www.revisor.mn.gov/statutes/?id=136A.1701>) provides the legal authority for the SELF program.

M.S. 136A.1704 (<https://www.revisor.mn.gov/statutes/?id=136A.1704>) provides the legal authority for the SELF program.

## State Supplemental Loans

## Program Expenditure Overview

(Dollars in Thousands)

	Actual FY16	Actual FY17	Actual FY18	Estimate FY19	Forecast Base	
					FY20	FY21

### Expenditures by Fund

8300 - Office Of Higher Education	97,916	78,054	75,760	95,000	95,000	95,000
<b>Total</b>	<b>97,916</b>	<b>78,054</b>	<b>75,760</b>	<b>95,000</b>	<b>95,000</b>	<b>95,000</b>
Biennial Change				(5,210)		19,240
Biennial % Change				(3)		11

### Expenditures by Activity

State Supplemental Loans	97,916	78,054	75,760	95,000	95,000	95,000
<b>Total</b>	<b>97,916</b>	<b>78,054</b>	<b>75,760</b>	<b>95,000</b>	<b>95,000</b>	<b>95,000</b>

### Expenditures by Category

Compensation	28	19				
Operating Expenses	5,689	4,385	4,835	5,000	5,000	5,000
Other Financial Transaction	92,200	73,650	70,925	90,000	90,000	90,000
<b>Total</b>	<b>97,916</b>	<b>78,054</b>	<b>75,760</b>	<b>95,000</b>	<b>95,000</b>	<b>95,000</b>

### Full-Time Equivalents

	0.40	0.29				
--	------	------	--	--	--	--

# State Supplemental Loans

# Program Financing by Fund

(Dollars in Thousands)

	Actual FY16	Actual FY17	Actual FY18	Estimate FY19	Forecast Base	
					FY20	FY21
<b>8300 - Office Of Higher Education</b>						
Balance Forward In	148,473	128,634	137,449	177,222	177,222	177,222
Receipts	78,078	86,869	115,533	95,000	95,000	95,000
Balance Forward Out	128,634	137,449	177,221	177,222	177,222	177,222
<b>Expenditures</b>	<b>97,916</b>	<b>78,054</b>	<b>75,760</b>	<b>95,000</b>	<b>95,000</b>	<b>95,000</b>
Biennial Change in Expenditures				(5,210)		19,240
Biennial % Change in Expenditures				(3)		11
Full-Time Equivalents	0.40	0.29				

## Program: Research, Policy, and Analysis

<http://www.ohe.mn.us/>

### AT A GLANCE

- Provides research and analysis on postsecondary education for the Governor, the Minnesota Legislature, and the people of the State of Minnesota.
- Awarded \$748,000 in external grant funds in FY2017 for cross-agency collaborative projects.
- \$3,340,000 appropriated for diverse grant programs, ranging from Spinal Cord & Traumatic Brain Injury Grants to Concurrent Enrollment Grants in FY2018.

### PURPOSE & CONTEXT

The Research, Policy and Analysis Division provides credible, politically neutral, research-based data, information and analysis on higher education. Research products are used to operate programs, develop and inform policies, and provide assistance to individuals, colleges, communities, and the state.

### SERVICES PROVIDED

- Provides credible and timely analysis of state higher education enrollment, completions, and funding, including: college preparation and access, financing of higher education (student & state), student outcomes (credentials, debt, employment), and system/institutional performance.
- Leverages data and analysis to guide planning, administering and budgeting for Minnesota's state financial aid programs (e.g. Minnesota State Grant, Tuition Reciprocity).
- Serves as the lead agency for the Statewide Longitudinal Education Data System (SLEDS), which uses early childhood through postsecondary and workforce data to identify the most viable pathways for individuals to achieve successful outcomes in education and work. SLEDS data informs education and workforce policy and practice in Minnesota. SLEDS provides reports and data to high schools and colleges to inform planning and improvement at the local level.
- Engages in cross-agency, philanthropic and non-profit collaboration to broaden data and information available to Minnesotans.
- Manages collection of student enrollment and completion records from over 100 postsecondary education institutions operating in Minnesota.
- Develops and runs several grant programs created by the Minnesota Legislature (Equity in Attainment and Job Connection Grants, Spinal Cord & Traumatic Brain Injury Research Grants, and Concurrent Enrollment Grants).

### RESULTS

<i>Type of Measure</i>	<i>Name of Measure</i>	<i>2013</i>	<i>2014</i>	<i>2015</i>	<i>2016</i>	<i>2017</i>	<i>2018</i>
Quantity	Number of reports published	36	29	22	22	26	5
Quality	Number of external uses, citations, or quotes on Google Scholar	20	20	20	16	18	8
Results	Number of collaborative projects - grant dollars awarded to OHE	2 - \$0	4 - \$100,000	2 - \$0	3 - \$73,000	5 - \$748,000	5 - \$0

<b>Type of Measure</b>	<b>Name of Measure</b>	<b>2013</b>	<b>2014</b>	<b>2015</b>	<b>2016</b>	<b>2017</b>	<b>2018</b>
Results	Number of New Grantees (Organizations) - Grant dollars awarded	-	-	-	12- \$1,054,022	19- \$1,743,999	27- \$3,795,835
Quantity	Number of fiscal notes completed	19	26	43	24	12	7

---

Minnesota Statute 136A.01 provides the legal authority for OHE's Research, Policy & Analysis Services (<https://www.revisor.mn.gov/statutes/?id=136A.01>)

(Dollars in Thousands)

	Actual FY16	Actual FY17	Actual FY18	Estimate FY19	Forecast Base	
					FY20	FY21
<b><u>Expenditures by Fund</u></b>						
1000 - General	1,016	2,085	2,600	3,016	1,362	1,362
2000 - Restrict Misc Special Revenue	27	23	105	412	154	
2001 - Other Misc Special Revenue	63	165	457	4,664	3,177	2,977
2403 - Gift		13		30		
<b>Total</b>	<b>1,106</b>	<b>2,286</b>	<b>3,161</b>	<b>8,122</b>	<b>4,693</b>	<b>4,339</b>
Biennial Change				7,891		(2,251)
Biennial % Change				233		(20)

**Expenditures by Activity**

Research Policy and Analysis	538	677	1,517	1,406	1,222	1,022
Miscellaneous Grant Programs	568	1,609	1,644	6,716	3,471	3,317
<b>Total</b>	<b>1,106</b>	<b>2,286</b>	<b>3,161</b>	<b>8,122</b>	<b>4,693</b>	<b>4,339</b>

**Expenditures by Category**

Compensation	323	237	247	195	203	217
Operating Expenses	223	289	929	1,008	969	862
Grants, Aids and Subsidies	560	1,761	1,986	6,919	3,521	3,260
<b>Total</b>	<b>1,106</b>	<b>2,286</b>	<b>3,161</b>	<b>8,122</b>	<b>4,693</b>	<b>4,339</b>

Total Agency Expenditures	1,106	2,286	3,161	8,122	4,693	4,339
Internal Billing Expenditures	2	0	16	15	15	
<b>Expenditures Less Internal Billing</b>	<b>1,104</b>	<b>2,286</b>	<b>3,145</b>	<b>8,107</b>	<b>4,678</b>	<b>4,339</b>

**Full-Time Equivalent**

	3.62	2.64	2.65	2.29	2.23	2.23
--	------	------	------	------	------	------



Research Policy and Analysis

Program Financing by Fund

(Dollars in Thousands)

	Actual FY16	Actual FY17	Actual FY18	Estimate FY19	Forecast Base	
					FY20	FY21
<b>1000 - General</b>						
Balance Forward In		525	378	1,654		
Direct Appropriation	1,862	2,572	4,572	4,362	4,362	4,362
Transfers In		25	750			
Transfers Out	555	984	1,447	3,000	3,000	3,000
Cancellations		29				
Balance Forward Out	291	25	1,653			
<b>Expenditures</b>	<b>1,016</b>	<b>2,085</b>	<b>2,600</b>	<b>3,016</b>	<b>1,362</b>	<b>1,362</b>
Biennial Change in Expenditures				2,514		(2,892)
Biennial % Change in Expenditures				81		(51)
Full-Time Equivalents	2.78	2.48	2.15	1.45	1.73	1.73

**2000 - Restrict Misc Special Revenue**

Balance Forward In		62	74	462	155	1
Receipts	88	35	493	105		
Balance Forward Out	62	73	462	155	1	1
<b>Expenditures</b>	<b>27</b>	<b>23</b>	<b>105</b>	<b>412</b>	<b>154</b>	
Biennial Change in Expenditures				467		(363)
Biennial % Change in Expenditures				934		(70)
Full-Time Equivalents	0.27	0.06	0.03			

**2001 - Other Misc Special Revenue**

Balance Forward In	92	64	60	1,507	193	216
Receipts	35	162	457	350	200	
Transfers In			1,447	3,000	3,000	3,000
Balance Forward Out	64	60	1,508	193	216	239
<b>Expenditures</b>	<b>63</b>	<b>165</b>	<b>457</b>	<b>4,664</b>	<b>3,177</b>	<b>2,977</b>
Biennial Change in Expenditures				4,892		1,033
Biennial % Change in Expenditures				2,142		20
Full-Time Equivalents	0.57	0.10	0.47	0.84	0.50	0.50

**2403 - Gift**

Balance Forward In		15	30	30		
Receipts	15	15				

**Research Policy and Analysis**

**Program Financing by Fund**

*(Dollars in Thousands)*

	Actual FY16	Actual FY17	Actual FY18	Estimate FY19	Forecast Base FY20 FY21	
Balance Forward Out	15	17	30			
<b>Expenditures</b>		<b>13</b>		<b>30</b>		
Biennial Change in Expenditures				17		(30)
Biennial % Change in Expenditures						

## Program: Postsecondary Access and Outreach

<http://www.minitex.umn.edu/> and <http://www.getready.state.mn.us/>

### AT A GLANCE

- **Get Ready Program:** \$3.46M/year Federal grant, 20 FTEs. Programming associated with the recently renewed federal grant launches in September 2018. An estimated 47,000 students from low-income background and communities of color will receive services during the seven-year grant cycle.
- **Intervention for College Attendance Program (ICAP):** \$671,000/year in funding serving 3,760 students in grades six through 12, as well as postsecondary students.
- Over 60 million searches in the Electronic Library for Minnesota (**ELM**) in FY2018.
- **College Possible:** \$250,000/year in funding serving 7,362 high school and postsecondary students.
- **Minitex Resource Sharing** processed almost 355,000 requests.
- Receiving \$125,000/year, **Summer Academic Enrichment Program (SAEP)** provided awards to 899 students in summer 2017.
- **Student Parent Outreach:** The Summer Nudging program reached over 4,700 students this year. The program works in partnership with Minnesota State University Mankato, Anoka Technical College, Bemidji State University, Minnesota State University Moorhead, and Fond du lac Tribal and Community College.
- Users launched 60,608 sessions and viewed over 179,000 digital objects related to MN history and culture using **Minnesota Reflections**.
- **Campus Sexual Violence Prevention and Response Program:** \$175,000/year in funding to serve as a resource to postsecondary institutions to prevent and respond to sexual violence.

### PURPOSE & CONTEXT

The Agency is charged in statute with reaching students from grades K-12 through adulthood with information about preparing and paying for college and postsecondary options. OHE outreach and access programs include Get Ready, the Intervention for College Awareness Program, Campus Sexual Violence Prevention and Response Program, Summer Academic Enrichment Program, College Possible, Minnesota Education Equity Partnership (MnEEP), and other programs such as MNLink/Minetex, Student Parent Outreach, and a Student Employer Connection Information System.

Get Ready, which receives federally funding through GEAR UP a grant, and \$180,000 annually in state funding, aims to increase the number of students from low-income backgrounds and communities of color who are graduating from high school, participating in postsecondary education, and successfully transitioning into a career pathway. The program builds high-need middle and high schools' capacity to deliver postsecondary readiness programming to students and their families, effectively utilize data to drive continuous improvement, and make the systemic changes necessary to sustain a culture of college-going.

The Intervention for College Attendance Program provides competitive grants to postsecondary institutions, professional organizations, community-based organizations, or other service providers to strengthen student preparation and aptitude for postsecondary success.

The Summer Academic Enrichment Program provides funding of up to \$1,000 per participant for students in grades three through 11 to attend an academically-enriched summer program.

The mission of Minitex services, including MNLINK and the ELM (Electronic Library for Minnesota), is to provide statewide support functions to assist academic, public, state government, school and special libraries. Minitex is an information and resource sharing program of the Minnesota Office of Higher Education and the University of Minnesota Libraries. It leverages the resources from 2,200 participating institutions to provide direct benefits to students, educators, library staff, and the general public. It reduces costs for local libraries and reaches residents in every community in the state, providing access to information, educational resources, and ebooks throughout Greater Minnesota, leveling the playing field for those with less access to quality resources.

The Campus Sexual Violence Prevention and Response Program provides technical assistance and content expertise to campuses throughout Minnesota on sexual violence prevention and response. The program also creates and facilitates a network of practitioners in Minnesota that do sexual violence prevention and response work. Additionally, resources and tools are created and shared with campuses as well as the general public around campus sexual violence.

The Student Parent Outreach initiatives provide a range of services from publishing information and conducting presentations on postsecondary access and finance to launching a Summer Nudging program designed to help college-bound students successfully enter into college in the immediate fall following high school graduation (preventing "summer melt") by sending weekly text messages, or "nudges." Data shows that one in five college bound students fail to matriculate in the fall following high school graduation. The Summer Nudging program reached over 1,800 students at 300 high schools in Minnesota last year

## SERVICES PROVIDED

**Get Ready** employs a comprehensive approach, serving 6th-12th grade students, their families, and the educators that support their learning. The following represent Get Ready's core interventions:

- *Postsecondary Pathways Curriculum:* Get Ready's research-based, student-led exploration of personal and social identity, individual skills and interests, learning techniques for academic success, career choices, and options for extending the education process beyond high school. Students receive 25 lessons per year.
- *Postsecondary Pathways Counseling:* Students receive one-on-one and small group assistance with academic planning, goal setting, exploring college and career options, financing a postsecondary education, and completing the college application process.
- *Postsecondary Pathways Field Experiences:* Students participate in college visits, job shadowing, internships, service learning, and academic enrichment activities offered in collaboration with Get Ready's community partners.
- *Parent Empowerment Initiatives:* Parents receive the necessary information, tools, and strategies to support their children during the postsecondary planning process via one-to-one advising, seminars, and culturally-specific workshops.
- *Professional Development for Educators:* School staff receive training and technical support related to postsecondary readiness best practices, effective data utilization, equity mindsets, leading change, and resource management.

**Intervention for College Attendance Program (ICAP)** - grants provide secondary and college students with the following services:

- Academic counseling, and mentoring
- Fostering and improving parental involvement in planning for and facilitating a college education
- Services for students with English as a second language
- Academic enrichment activities and tutoring
- Career awareness and exploration
- Assistance with high school course selection
- Information about college admission requirements, financial aid counseling, and orientation to college life

**Minnesota Minority Education Equity Partnership (MnEEP)** – OHE serves as the fiscal agent for an annual pass-through state appropriation of \$45,000 to help fund MnEEP operations and activities. MnEEP was founded to increase the success of students of color and American Indian students in Minnesota schools, colleges, and universities. MnEEP achieves its mission by researching race equity in Minnesota education and fostering collaborative efforts between students, parents, and educators to better align the Minnesota education system with communities of color.

**College Possible - Twin Cities** - OHE serves as the fiscal agent for a \$250,000 annual pass-through state appropriation. College Possible's mission is to help capable low-income students become college graduates.

**MNLINK** - the online discovery and interlibrary loan portal for libraries, provides access to materials across the region. MNLINK provides 24/7 access to request books, articles, media and other physical or online resources.

- ELM, the Electronic Library for Minnesota, is an electronic collection of research and information databases that Minnesotans can access 24/7. Schools and libraries can directly link to ELM at no charge.

**Minitex** - provides overnight delivery of physical materials to participating libraries, including delivery to the state's residents from the University of Minnesota's library collections.

- Through Resource Sharing, 350,000 interlibrary loan requests were processed, 75,000 articles were delivered directly to patrons online, and approximately 121,650 physical and electronic delivery requests from the University of Minnesota's library were filled.
- Over 265,000 items from Minnesota's history and culture are findable and preserved through the Minnesota Digital Library's primary service, Minnesota Reflections. This service has helped 180 libraries, museums, historical societies, and other Minnesota organizations digitize their collections and host them online and share the objects with the Digital Public Library of America.
- The newest service is Ebooks Minnesota, a collection of ebooks for academic, public, and school libraries. The collection launched with over 2,500 titles in February 2016, and since then, 27,000 state residents have read 36,000 titles.
- Through AskMN, online reference librarians answer students' and professors' questions and help them locate educational materials.
- Group discounts are negotiated for online databases, information resources, library supplies, and training opportunities.
- Professional education opportunities are provided for library staff, K12 school students, and the general public.
- Minnesota Library Access Center (MLAC) is a long-term, underground storage facility and makes 1.5 million volumes from 21 libraries available upon request. To date it has circulated 16,942 volumes.

The Campus Sexual Violence Prevention and Response program serves as a resource to all postsecondary institutions in Minnesota providing professional development and trainings, guidance on best practices, hosting community listening sessions, and providing materials to institutions. The program also provides guidance for fulfilling the requirements delineated in the Postsecondary Education Sexual Harassment and Violence Policy (Minnesota Statute 135A.15) as well as oversees the statewide campus sexual assault reporting required under Minnesota Statutes 135A.15.

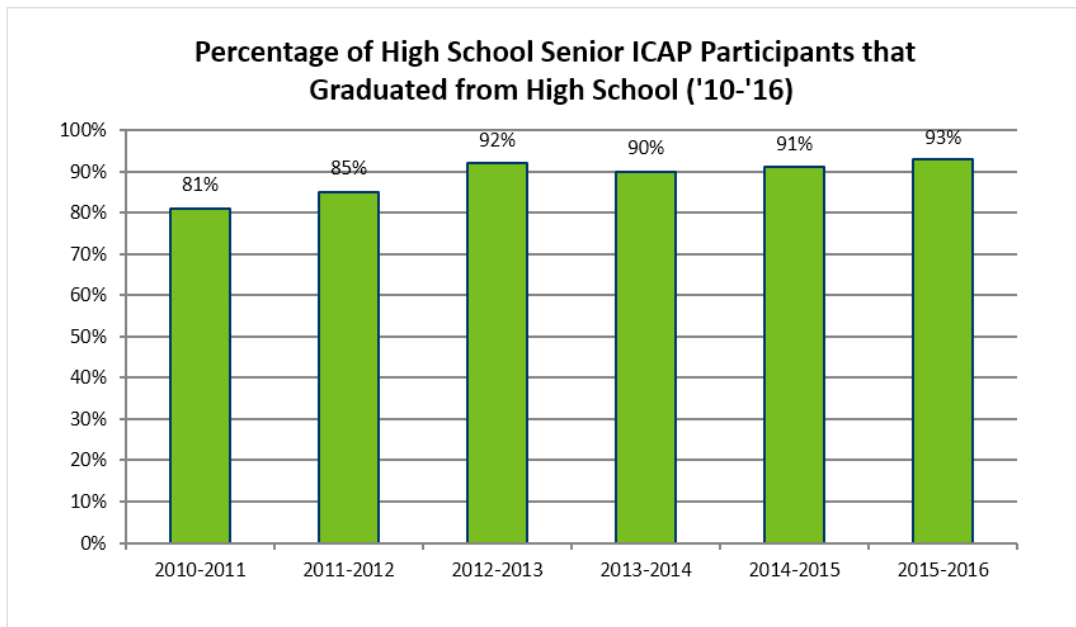
A grant of \$405,000 a year was provided to the Minnesota Chamber Foundation for the creation of a web-based app. This job and intern-seeking online tool blind matches the needs of employers located in Minnesota with the individual profiles of high school seniors and postsecondary students attending Minnesota high schools and postsecondary institutions. It was named the **Student and Employer Connection Information System**.

## RESULTS

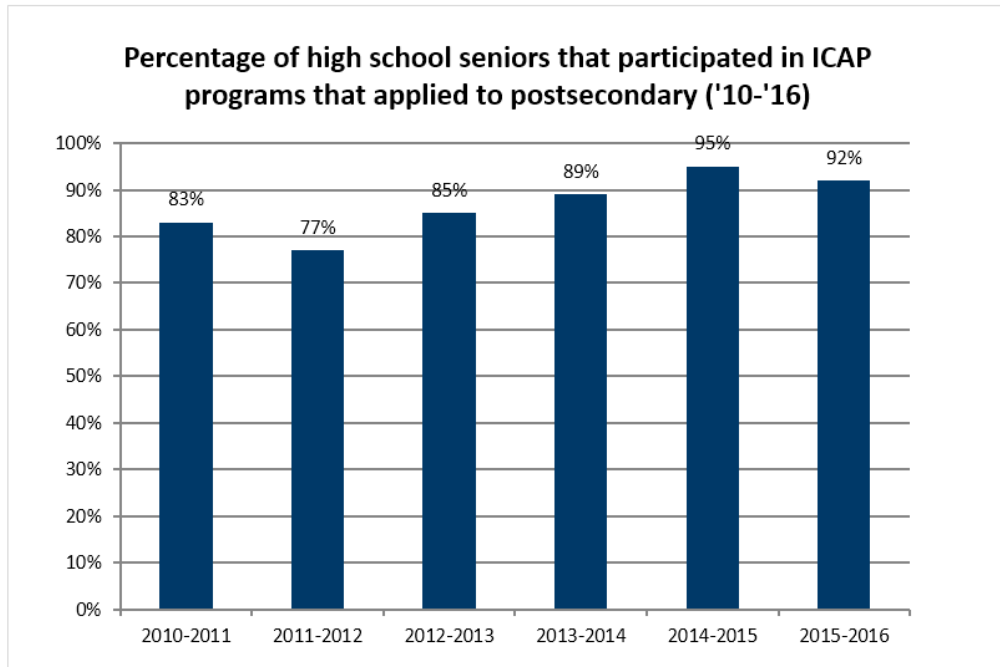
### GET READY Direct Service Indicators

<b>12<sup>th</sup> Grade</b>	<b>2015-16 Program Participants</b>	<b>2016-17 Program Participants</b>
College Enrollment (Total)	66%	67%
College Enrollment (4-year College)	55%	59%
College Enrollment (2-year College)	45%	41%
12 <sup>th</sup> Grade FAFSA/Dream Act Completion	83%	97%
ACT Participation	Not Available	72%
College plan immediately after high school	Not Available	83%

### Intervention for College Attendance Program



**Outcomes:** High school graduation rates are higher than the state’s average (82.5% in 2016).



**Outcomes:** ICAP participants are applying for college at an increasing rate.

**Minitex**

<i>Type of Measure</i>	<i>Name of Measure</i>	<i>Previous</i>	<i>Current</i>	<i>Dates</i>
Quantity	Requests created by MN residents using the MNLINK	456,559	484,037	2017 & 2018
Quantity	Delivery items shipped	517,506	540,494	2017 & 2018
Quantity	Reference questions answered online through AskMN	32,231	37,257	2017 & 2018
Quantity	ELM searches by MN resident for articles, references sources, and full text documents	67,000,000	60,277,210	2017 & 2018
Quantity	Number of unique digital object representing Minnesota's history & culture in MN Reflections	266,083	273,585	2017 & 2018

All numbers are from data tracking systems including Online Computer Library Center (OCLC). In the case of electronic delivery, the data comes from vendor system statistics. Resource Sharing numbers come from software programs, including Ex Libris Aleph, Agent ILL, OCLC Worldshare, and VDX.

Minnesota Statute 136A.01 provides the legal authority for OHE's Postsecondary and Outreach Services (<https://www.revisor.mn.gov/statutes/?id=136A.01>)

# Postsecondary Access and Outreach

# Program Expenditure Overview

(Dollars in Thousands)

	Actual FY16	Actual FY17	Actual FY18	Estimate FY19	Forecast Base	
					FY20	FY21
<b><u>Expenditures by Fund</u></b>						
1000 - General	7,665	9,869	8,147	8,212	7,853	7,853
2000 - Restrict Misc Special Revenue			2	5	5	5
3000 - Federal	3,878	3,383	2,568	3,490	3,460	3,460
<b>Total</b>	<b>11,543</b>	<b>13,252</b>	<b>10,717</b>	<b>11,707</b>	<b>11,318</b>	<b>11,318</b>
Biennial Change				(2,371)		212
Biennial % Change				(10)		1

## **Expenditures by Activity**

Access Programs	11,396	12,599	10,137	10,836	10,591	10,591
Outreach Programs	147	653	572	779	677	677
Training			8	92	50	50
<b>Total</b>	<b>11,543</b>	<b>13,252</b>	<b>10,717</b>	<b>11,707</b>	<b>11,318</b>	<b>11,318</b>

## **Expenditures by Category**

Compensation	1,829	1,637	1,535	1,797	1,896	1,946
Operating Expenses	2,077	2,114	533	2,388	2,031	1,981
Grants, Aids and Subsidies	7,637	9,500	8,649	7,522	7,391	7,391
<b>Total</b>	<b>11,543</b>	<b>13,252</b>	<b>10,717</b>	<b>11,707</b>	<b>11,318</b>	<b>11,318</b>

Total Agency Expenditures	11,543	13,252	10,717	11,707	11,318	11,318
Internal Billing Expenditures	159	194	157	241	240	240
<b>Expenditures Less Internal Billing</b>	<b>11,384</b>	<b>13,058</b>	<b>10,560</b>	<b>11,466</b>	<b>11,078</b>	<b>11,078</b>

## **Full-Time Equivalent**

	23.48	20.98	18.25	23.39	23.30	23.30
--	-------	-------	-------	-------	-------	-------



# Postsecondary Access and Outreach

# Program Financing by Fund

(Dollars in Thousands)

	Actual FY16	Actual FY17	Actual FY18	Estimate FY19	Forecast Base	
					FY20	FY21
<b>1000 - General</b>						
Balance Forward In		208		359		
Direct Appropriation	7,273	7,773	7,853	7,853	7,853	7,853
Transfers In	600	1,963	654			
Cancellations		75				
Balance Forward Out	208		360			
<b>Expenditures</b>	<b>7,665</b>	<b>9,869</b>	<b>8,147</b>	<b>8,212</b>	<b>7,853</b>	<b>7,853</b>
Biennial Change in Expenditures				(1,175)		(653)
Biennial % Change in Expenditures				(7)		(4)
Full-Time Equivalents	2.40	2.85	1.24	3.11	3.10	3.10

## 2000 - Restrict Misc Special Revenue

Balance Forward In	49	49	49	47	42	37
Balance Forward Out	49	49	47	42	37	32
<b>Expenditures</b>			<b>2</b>	<b>5</b>	<b>5</b>	<b>5</b>
Biennial Change in Expenditures				7		3
Biennial % Change in Expenditures						47
Full-Time Equivalents			0.03	0.10	0.10	0.10

## 3000 - Federal

Balance Forward In	0	0	0			
Receipts	3,878	3,382	2,568	3,490	3,460	3,460
<b>Expenditures</b>	<b>3,878</b>	<b>3,383</b>	<b>2,568</b>	<b>3,490</b>	<b>3,460</b>	<b>3,460</b>
Biennial Change in Expenditures				(1,203)		862
Biennial % Change in Expenditures				(17)		14
Full-Time Equivalents	21.08	18.13	16.98	20.18	20.10	20.10

**Program: OHE Administration**

School Licensure & Registration [www.ohe.state.mn.us/mPg.cfm?pageID=197](http://www.ohe.state.mn.us/mPg.cfm?pageID=197)

Financial Reports <http://www.ohe.state.mn.us/investors/financialStatements.cfm>

Publications <http://www.ohe.state.mn.us/sPages/pubsGR.cfm>

**AT A GLANCE**

- Support the operation of seven financial aid programs.
- Provide leadership, supervision and support functions for 64 full-time employee staff.
- Provide information through websites and publications on higher education and college planning.
- Register higher education providers to operate in Minnesota.

**PURPOSE & CONTEXT**

Administrative services provide management, leadership, and administrative support to further the Agency's mission to advance the promise of higher education to all Minnesotans and provide critical information to make higher education decisions.

Primary customers include: students, postsecondary institutions, the Governor's Office, legislators, Minnesota Management and Budget, vendors, media and our internal staff.

**SERVICES PROVIDED**

- The Commissioner advises the Governor on higher education policy and works closely with the legislature to develop postsecondary education policies. The Deputy Commissioner oversees our day-to-day operations.
- Financial Services provides accounting, auditing, budgeting, and purchasing services as well as revenue bond management.
- Regulatory Services protects consumers by licensing and registering private degree and non-degree institutions to:
  - Ensure that schools operating in MN, or providing education to Minnesotans, meet quality standards
  - Monitor school compliance to MN statutes and degree standards
  - Provide information and assist students to resolve disputes with schools
  - Consumer complaints are accepted, reviewed and investigated by the Student Consumer Advocate
  - When necessary our office will assist a school with revision of programs, or the closing of an entire school
- Human Resources ensures that we have qualified staff to operate programs and provide services.
- Communications and Outreach convey information about preparing, choosing and paying for college to thousands of students each year, through web sites, publications, presentations and social media. The Summer Nudging program, which helps first-year college students prepare for their freshmen year, has nearly quadrupled since last year, and new collaborative efforts between OHE and the Get Ready grant program are maximizing federal funds to reach more students. Communications handles proactive and reactive media relations and serves as the public relations arm of the agency.
- The Midwest Higher Education Compact (MHEC) is a statutorily created interstate compact whose core functions are cost savings, student access and success, policy research and analysis. They operate the State Authorization Reciprocity Agreement (SARA) for institutions offering online instruction. OHE receives an annual appropriation of \$115,000 for payment of membership dues to the MHEC.

## RESULTS

<i>Type of Measure</i>	<i>Name of Measure</i>	<i>Previous</i>	<i>Current</i>	<i>Dates</i>
Results	No material findings in Certified Audited Financial Statements –Meeting accounting standards	100%	100%	2011 & 2015
Quantity	Summer Nudging participants	275	1200	2015 & 2016
Quantity	Total number of SARA institutions	44	57	2016 & 2018
Quantity	Total number of Private and Out-of-State Public Postsecondary Education Schools Registered Annually	174	81	2016 & 2018
Quantity	Total number of Private Career Schools Licensed	134	105	2016 & 2018

Minnesota Statute 136A.01 provides the legal authority for OHE’s Administration Services (<https://www.revisor.mn.gov/statutes/?id=136A.01>)

Minnesota Statute 136A.658 authorize OHE to enter into reciprocity agreements and to exempt participating out-of-state institutions from the Minnesota Private and Out-of-State Public Postsecondary Education Act.

Minnesota Statutes 136A.61 to 136A.71 – Minnesota Private and Out-of-State Public Postsecondary Education Act provides the legal authority for the registration of private degree granting institutions in Minnesota, out-of-state private institutions and out-of-state public institutions that provide classes, programs or degrees to Minnesota residents. This includes programs offered by distance education/online institutions.

Minnesota Statutes 136A.82 to 136A.834 – Minnesota Private Career School Act provides the legal authority for the Licensure of non-degree- granting private career schools in Minnesota.

Minnesota Statutes 136A.171 to 136A.187 provides the legal authority for the issuance of student loan revenue bonds.

# OHE Administration

# Program Expenditure Overview

(Dollars in Thousands)

	Actual FY16	Actual FY17	Actual FY18	Estimate FY19	Forecast Base	
					FY20	FY21
<b><u>Expenditures by Fund</u></b>						
1000 - General	2,055	2,970	2,608	5,432	4,030	4,030
2000 - Restrict Misc Special Revenue	810	959	1,014	831	800	810
8300 - Office Of Higher Education	6,728	6,238	5,864	7,355	7,318	7,307
<b>Total</b>	<b>9,592</b>	<b>10,168</b>	<b>9,486</b>	<b>13,618</b>	<b>12,148</b>	<b>12,147</b>
Biennial Change				3,343		1,191
Biennial % Change				17		5

## **Expenditures by Activity**

OHE Administration Activities	9,064	9,491	8,736	13,092	11,637	11,630
PIR/PCS Licensure	528	678	750	526	511	517
<b>Total</b>	<b>9,592</b>	<b>10,168</b>	<b>9,486</b>	<b>13,618</b>	<b>12,148</b>	<b>12,147</b>

## **Expenditures by Category**

Compensation	2,928	3,658	3,616	3,842	4,065	4,143
Operating Expenses	6,643	6,490	5,865	9,089	8,017	8,003
Grants, Aids and Subsidies	15	13	5			
Capital Outlay-Real Property				640	36	
Other Financial Transaction	7	7	0	47	30	1
<b>Total</b>	<b>9,592</b>	<b>10,168</b>	<b>9,486</b>	<b>13,618</b>	<b>12,148</b>	<b>12,147</b>

Total Agency Expenditures	9,592	10,168	9,486	13,618	12,148	12,147
Internal Billing Expenditures	31	45	52	23	23	23
<b>Expenditures Less Internal Billing</b>	<b>9,561</b>	<b>10,124</b>	<b>9,434</b>	<b>13,595</b>	<b>12,125</b>	<b>12,124</b>

## **Full-Time Equivalent**

	<b>32.10</b>	<b>38.51</b>	<b>38.23</b>	<b>39.87</b>	<b>40.55</b>	<b>40.55</b>
--	--------------	--------------	--------------	--------------	--------------	--------------

# OHE Administration

# Program Financing by Fund

(Dollars in Thousands)

	Actual FY16	Actual FY17	Actual FY18	Estimate FY19	Forecast Base	
					FY20	FY21
<b>1000 - General</b>						
Balance Forward In		511		1,409		
Direct Appropriation	2,527	2,564	4,064	4,070	4,077	4,077
Transfers In	20	20				
Transfers Out	26	47	47	47	47	47
Cancellations		78				
Balance Forward Out	466		1,409			
<b>Expenditures</b>	<b>2,055</b>	<b>2,970</b>	<b>2,608</b>	<b>5,432</b>	<b>4,030</b>	<b>4,030</b>
Biennial Change in Expenditures				3,015		20
Biennial % Change in Expenditures				60		0
Full-Time Equivalents	15.50	19.02	17.01	19.59	19.85	19.85

## 2000 - Restrict Misc Special Revenue

Balance Forward In	2,827	2,772	2,488	2,091	1,989	1,918
Receipts	755	652	617	729	729	729
Internal Billing Receipts	193	239	193	317	317	317
Balance Forward Out	2,772	2,464	2,091	1,989	1,918	1,837
<b>Expenditures</b>	<b>810</b>	<b>959</b>	<b>1,014</b>	<b>831</b>	<b>800</b>	<b>810</b>
Biennial Change in Expenditures				75		(235)
Biennial % Change in Expenditures				4		(13)
Full-Time Equivalents	5.08	6.69	7.21	5.64	5.30	5.30

## 8300 - Office Of Higher Education

Balance Forward In	7,468	3,140	2,424	2,388	2,325	2,320
Receipts	2,506	5,528	6,205	7,328	7,341	7,354
Transfers Out	147	32	379	36	28	28
Balance Forward Out	3,100	2,398	2,388	2,325	2,320	2,339
<b>Expenditures</b>	<b>6,728</b>	<b>6,238</b>	<b>5,864</b>	<b>7,355</b>	<b>7,318</b>	<b>7,307</b>
Biennial Change in Expenditures				253		1,406
Biennial % Change in Expenditures				2		11
Full-Time Equivalents	11.52	12.80	14.01	14.64	15.40	15.40