

Table of Contents

Attorney General

Agency Profile.....	1
Expenditures Overview.....	3
Financing by Fund.....	4
Government Legal Services.....	7
Expenditures Overview.....	8
Financing by Fund.....	9
Regulatory Law and Professions.....	10
Expenditures Overview.....	11
Financing by Fund.....	12
State Government Services.....	14
Expenditures Overview.....	15
Financing by Fund.....	16
Civil Law.....	18
Expenditures Overview.....	19
Financing by Fund.....	20
Civil Litigation.....	21
Expenditures Overview.....	22
Financing by Fund.....	23
Administrative Operations.....	24
Expenditures Overview.....	25
Financing by Fund.....	26
Consolidated Listing of Appropriations.....	28
Change Item: Keeping Pace With Increased Investigation and Enforcement Actions Referred by the Health Occupation Licensing Boards.....	29

AT A GLANCE

- Chief Legal Officer for the State of Minnesota
- Provides legal representation to State agencies, boards, and commissions
- Takes legal action on behalf of Minnesota citizens

PURPOSE

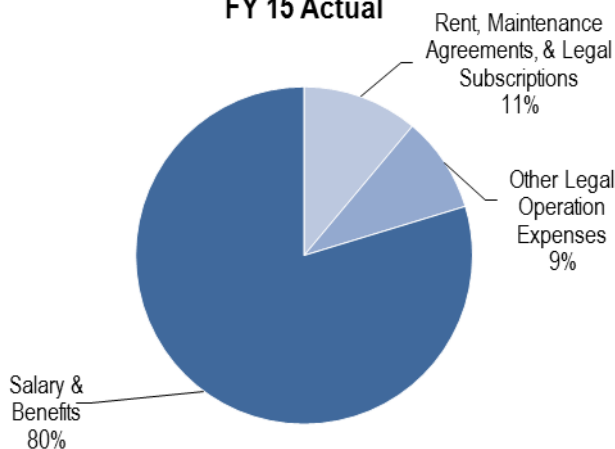
The Attorney General is the State of Minnesota's Chief Legal Officer. The Attorney General helps to ensure that the laws the Legislature enacts are upheld. The Attorney General's Office provides legal representation to State agencies, boards, and commissions. The Attorney General's Office also protects the public by bringing lawsuits on behalf of the

citizens of Minnesota. Through its legal work, including the representation of State agencies, the Attorney General's Office helps to support the following statewide outcomes:

- Efficient and accountable government services
- People in Minnesota are safe
- Strong and stable families and communities
- A thriving economy that encourages business growth and employment opportunities
- All Minnesotans have optimal health
- Minnesotans have the education and skills needed to achieve their goals
- A clean, healthy environment with sustainable uses of natural resources

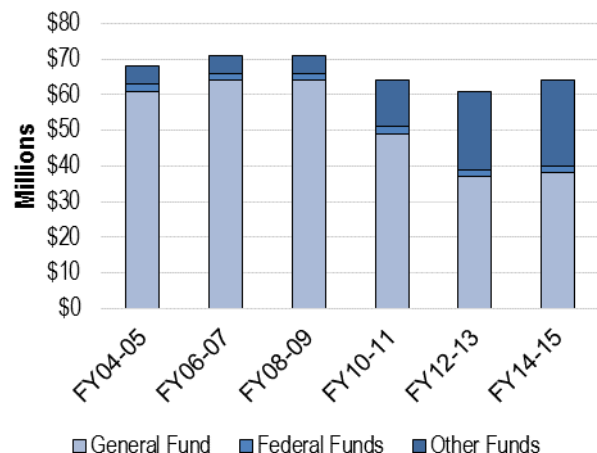
BUDGET

**Spending by Category
FY 15 Actual**



Source: SWIFT

Historical Spending



Source: MAPS & SWIFT

STRATEGIES

- Deliver high-quality, efficient and effective legal representation to State agencies, boards and officials.
- Protect and save taxpayers' dollars by defending claims for monetary judgments against State agencies and employees.
- Defend laws enacted by the Minnesota Legislature against constitutional and other legal challenges.
- Facilitate the enforcement of laws passed by the Minnesota Legislature.
- Provide legal representation to State agencies and boards in various civil and administrative proceedings and obtain monetary payments as directed by the Minnesota Legislature.

- Provide proactive legal advice to avoid lawsuits.
- Provide Minnesota counties and law enforcement agencies with assistance in serious criminal matters.
- Ensure that the public interest is protected in delivering legal services.
- Population primarily served is the citizens of the State of Minnesota and the executive, legislative, and judicial branches of State government and State agencies, boards, and commissions.

(Dollars in Thousands)

Expenditures By Fund

	Actual FY14	Actual FY15	Actual FY16	Estimate FY17	Forecasted Base	
					FY18	FY19
1000 - General	17,415	20,935	20,754	23,495	22,125	22,125
1201 - Health Related Boards	2,202	2,219	2,387	2,387	2,387	2,387
2000 - Restrict Misc Special Revenue	247	350	468	77	77	77
2001 - Other Misc Special Revenue	9,554	9,589	9,036	10,127	10,127	10,127
2800 - Environmental	0	0	0	145	145	145
2801 - Remediation Fund	0	0	0	250	250	250
3000 - Federal	1,115	1,241	1,685	2,052	2,106	2,106
6000 - Miscellaneous Agency	40,658	1,850	816	61	0	0
Total	71,191	36,184	35,145	38,594	37,216	37,216
<i>Biennial Change</i>				(33,636)		692
<i>Biennial % Change</i>				(31)		1

Expenditures by Program

Program: Attorney General	71,191	36,184	35,145	38,594	37,216	37,216
Total	71,191	36,184	35,145	38,594	37,216	37,216

Expenditures by Category

Compensation	26,798	27,362	29,818	33,234	31,907	31,907
Operating Expenses	44,346	8,318	5,205	5,302	5,251	5,251
Other Financial Transactions	43	328	62	43	43	43
Capital Outlay-Real Property	5	176	60	15	15	15
Total	71,191	36,184	35,145	38,594	37,216	37,216
Total Agency Expenditures	71,191	36,184	35,145	38,594	37,216	37,216
Internal Billing Expenditures	166	178	246	310	318	318
Expenditures Less Internal Billing	71,026	36,006	34,899	38,284	36,898	36,898

<u>Full-Time Equivalents</u>	300.5	307.2	331.0	340.1	340.1	340.1
-------------------------------------	--------------	--------------	--------------	--------------	--------------	--------------

1000 - General

	Actual		Actual	Estimate	Forecast Base	
	FY14	FY 15	FY 16	FY17	FY18	FY19
Balance Forward In	0	4,645	0	1,371	0	0
Direct Appropriation	22,125	22,125	22,125	22,125	22,125	22,125
Net Transfers	(65)	(65)	0	0	0	0
Cancellations	0	5,770	0	0	0	0
Expenditures	17,415	20,935	20,754	23,495	22,125	22,125
Balance Forward Out	4,645	0	1,371	0	0	0
<i>Biennial Change in Expenditures</i>				5,899		0
<i>Biennial % Change in Expenditures</i>				15		0
Full-Time Equivalents	268.0	269.6	287.5	293.2	293.2	293.2

1201 - Health Related Boards

	Actual		Actual	Estimate	Forecast Base	
	FY14	FY 15	FY 16	FY17	FY18	FY19
Balance Forward In	0	334	0	0	0	0
Direct Appropriation	1,822	1,822	1,823	1,823	1,823	1,823
Receipts	714	714	564	564	564	564
Cancellations	0	651	0	0	0	0
Expenditures	2,202	2,219	2,387	2,387	2,387	2,387
Balance Forward Out	334	0	0	0	0	0
<i>Biennial Change in Expenditures</i>				353		0
<i>Biennial % Change in Expenditures</i>				8		0
Full-Time Equivalents	20.4	22.8	24.0	25.5	25.5	25.5

2000 - Restrict Misc Special Revenue

	Actual		Actual	Estimate	Forecast Base	
	FY14	FY 15	FY 16	FY17	FY18	FY19
Balance Forward In	2,969	2,920	2,776	2,336	2,286	2,236
Receipts	198	204	279	27	27	27
Internal Billing Receipts	166	178	246	0	0	0
Net Transfers	1	3	(251)	0	0	0
Expenditures	247	350	468	77	77	77
Balance Forward Out	2,920	2,776	2,336	2,286	2,236	2,186
<i>Biennial Change in Expenditures</i>				(53)		(391)
<i>Biennial % Change in Expenditures</i>				(9)		(72)

2000 - Restrict Misc Special Revenue

Full-Time Equivalents	2.7	4.0	5.0	0	0	0
-----------------------	-----	-----	-----	---	---	---

2001 - Other Misc Special Revenue

	Actual FY14	FY 15	Actual FY 16	Estimate FY17	Forecast Base FY18	FY19
Balance Forward In	0	0	0	251	243	243
Receipts	6,971	6,876	6,127	7,211	7,219	7,219
Internal Billing Receipts	0	0	0	310	318	318
Net Transfers	2,583	2,712	3,159	2,908	2,908	2,908
Expenditures	9,554	9,589	9,036	10,127	10,127	10,127
Balance Forward Out	0	0	251	243	243	243
<i>Biennial Change in Expenditures</i>				20		1,090
<i>Biennial % Change in Expenditures</i>				0		6
Full-Time Equivalents				4.0	4.0	4.0

2800 - Environmental

	Actual FY14	FY 15	Actual FY 16	Estimate FY17	Forecast Base FY18	FY19
Balance Forward In	0	145	0	145	0	0
Direct Appropriation	145	145	145	145	145	145
Cancellations	0	290	0	145	0	0
Expenditures	0	0	0	145	145	145
Balance Forward Out	145	0	145	0	0	0
<i>Biennial Change in Expenditures</i>				145		145
<i>Biennial % Change in Expenditures</i>						100

2801 - Remediation Fund

	Actual FY14	FY 15	Actual FY 16	Estimate FY17	Forecast Base FY18	FY19
Balance Forward In	0	250	0	250	0	0
Direct Appropriation	250	250	250	250	250	250
Cancellations	0	500	0	250	0	0
Expenditures	0	0	0	250	250	250
Balance Forward Out	250	0	250	0	0	0
<i>Biennial Change in Expenditures</i>				250		250
<i>Biennial % Change in Expenditures</i>						100

3000 - Federal

	Actual		Actual	Estimate	Forecast Base	
	FY14	FY 15	FY 16	FY17	FY18	FY19
Receipts	1,115	1,241	1,685	2,052	2,106	2,106
Expenditures	1,115	1,241	1,685	2,052	2,106	2,106
<i>Biennial Change in Expenditures</i>				1,381		475
<i>Biennial % Change in Expenditures</i>				59		13
Full-Time Equivalents	9.3	10.8	14.5	17.4	17.4	17.4

6000 - Miscellaneous Agency

	Actual		Actual	Estimate	Forecast Base	
	FY14	FY 15	FY 16	FY17	FY18	FY19
Balance Forward In	47,564	7,034	8,459	7,805	7,733	7,733
Receipts	308	4,052	2,498	0	0	0
Net Transfers	(181)	(778)	(2,337)	(11)	0	0
Expenditures	40,658	1,850	816	61	0	0
Balance Forward Out	7,034	8,458	7,805	7,733	7,733	7,733
<i>Biennial Change in Expenditures</i>				(41,631)		(877)
<i>Biennial % Change in Expenditures</i>				(98)		(100)

Program: Attorney General

Activity: Government Legal Services Section

www.ag.state.mn.us

AT A GLANCE

In 2016, the section:

- Saved millions of taxpayer dollars by defending claims against State entities.
- Defended and enforced the laws and rules enacted to protect Minnesota citizens.
- Represented State entities in enforcement proceedings.

PURPOSE & CONTEXT

The Government Legal Services Section provides a broad range of legal representation to various Minnesota State entities, including Minnesota Management and Budget, the Minnesota Departments of Corrections, Commerce, Education, Health and Transportation and the State Board of Investment and state pension boards.

The section provided legal representation to State entities in licensing, regulatory, ratemaking, disciplinary and

enforcement actions. The section advises State agencies and boards in financial investment, real estate, contract and bond issuance transactions. The section primarily serves State agencies and boards and Minnesota citizens protected by State regulatory actions.

SERVICES PROVIDED

- Provide high quality legal representation to State agencies and boards.
- Provide legal representation to State agencies and boards in enforcement and disciplinary proceedings.
- Provide proactive legal advice to State entities to avoid lawsuits.
- Defend legal claims for money judgments.
- Represent State agencies and boards in complex financial and contract transactions.

RESULTS

- The State Treasury is protected by the defense of claims and through recovery actions for State entities.
- Citizens' rights, health and safety are protected by enforcement of Minnesota laws and regulations.
- The public's interest is advanced in litigation and legal representation.
- State agencies and boards are represented efficiently and competently.
- Legal advice and representation facilitates the implementation and enforcement of laws enacted by the Minnesota Legislature.

(Dollars in Thousands)

Expenditures By Fund

	Actual FY14	Actual FY15	Actual FY16	Estimate FY17	Forecasted Base	
					FY18	FY19
1000 - General	3,563	4,729	3,508	4,235	3,948	3,948
2001 - Other Misc Special Revenue	2,827	2,567	1,804	2,188	2,188	2,188
Total	6,391	7,296	5,312	6,423	6,136	6,136
<i>Biennial Change</i>				(1,951)		537
<i>Biennial % Change</i>				(14)		5

Expenditures by Category

Compensation	6,281	5,673	4,979	5,826	5,539	5,539
Operating Expenses	100	1,522	307	581	581	581
Other Financial Transactions	8	66	13	13	13	13
Capital Outlay-Real Property	1	35	13	3	3	3
Total	6,391	7,296	5,312	6,423	6,136	6,136
Full-Time Equivalents	59.5	54.9	47.4	51.1	51.1	51.1

1000 - General

	Actual		Actual	Estimate	Forecast Base	
	FY14	FY 15	FY 16	FY17	FY18	FY19
Balance Forward In	0	418	0	227	0	0
Direct Appropriation	3,156	3,156	3,723	3,723	3,723	3,723
Net Transfers	825	1,564	12	285	225	225
Cancellations	0	409	0	0	0	0
Expenditures	3,563	4,729	3,508	4,235	3,948	3,948
Balance Forward Out	418	0	227	0	0	0
<i>Biennial Change in Expenditures</i>				(549)		153
<i>Biennial % Change in Expenditures</i>				(7)		2
Full-Time Equivalents	59.5	54.9	47.4	51.1	51.1	51.1

2001 - Other Misc Special Revenue

	Actual		Actual	Estimate	Forecast Base	
	FY14	FY 15	FY 16	FY17	FY18	FY19
Balance Forward In	0	0	0	0	0	0
Receipts	6,971	6,876	6,127	6,896	6,896	6,896
Net Transfers	(4,144)	(4,309)	(4,323)	(4,708)	(4,708)	(4,708)
Expenditures	2,827	2,567	1,804	2,188	2,188	2,188
Balance Forward Out	0	0	0	0	0	0
<i>Biennial Change in Expenditures</i>				(1,402)		384
<i>Biennial % Change in Expenditures</i>				(26)		10

Program: Attorney General

Activity: Regulatory Law and Professions Section

www.ag.state.mn.us/

AT A GLANCE

In 2016 the section:

- Provided legal representation to state agencies and boards to ensure that the laws enacted by the Minnesota Legislature were enforced and upheld.
- Saved taxpayer dollars by defending the State in actions for money judgments and in tax appeals.
- Represented the health licensing boards in actions to discipline health care professionals.
- Protected the public interest by providing proactive legal advice and in resolving disputes.

PURPOSE & CONTEXT

The Regulatory Law and Professions Section of the Attorney General's Office provides legal advice and representation to various state agencies and boards, including the Department of Revenue, Pollution Control Agency, Department of Natural Resources, Department of Agriculture, Environmental Quality Board, and nearly 20 Minnesota health licensing boards.

The Section provides high quality legal representation in the most cost efficient and effective manner and works to resolve disputes in a manner that protects the public interest. The Section regularly represents state agencies and boards in disciplinary and enforcement proceedings to ensure that Minnesota law is enforced and upheld. By representing the

Department of Revenue, the section saves and recovers taxpayer dollars. The Section also regularly provides legal advice and representation in matters involving real estate.

The population primarily served includes the Department of Revenue, Pollution Control Agency, Department of Natural Resources, Department of Agriculture, health licensing boards, Environmental Quality Board, and Minnesota citizens.

SERVICES PROVIDED

The Regulatory Law and Professions section provides the following services:

- Represents the Department of Revenue, Pollution Control Agency, Department of Natural Resources, Department of Agriculture, Environmental Quality Board and Minnesota's health licensing boards.
- Litigates matters on behalf of state agencies and boards to ensure that Minnesota laws are enforced and upheld.
- Provides proactive legal advice with the benefit of avoiding lawsuits or resolving disputes.
- Ensures that the public interest is protected in providing legal advice to state agencies and boards.
- Protects taxpayer dollars by defending the state agencies and boards in actions to recover money judgments and by representing the Department of Revenue in tax appeals.
- Counsels state agencies and boards on real estate issues and provides legal representation on litigated real estate matters involving the State.

RESULTS

- Recover funds due to the State and defend monetary claims made against the State to protect taxpayer dollars.
- Laws enacted by the Minnesota Legislature are enforced and upheld.
- Delivers proactive and effective legal representation to state agencies and boards in a cost efficient manner.
- Protects the public interest in its representation of state agencies and boards.
- Citizens' rights are protected by ensuring that laws are enforced and upheld.
- Discipline actions are brought against health care professionals, thereby providing Minnesota citizens with access to safer health care.

(Dollars in Thousands)

Expenditures By Fund

	Actual FY14	Actual FY15	Actual FY16	Estimate FY17	Forecasted Base	
					FY18	FY19
1000 - General	2,513	2,841	1,900	2,593	2,403	2,403
1201 - Health Related Boards	2,181	2,198	2,366	2,366	2,366	2,366
2001 - Other Misc Special Revenue	2,495	1,964	991	1,342	1,342	1,342
2800 - Environmental	0	0	0	145	145	145
2801 - Remediation Fund	0	0	0	250	250	250
Total	7,188	7,003	5,257	6,696	6,506	6,506
<i>Biennial Change</i>				(2,239)		1,059
<i>Biennial % Change</i>				(16)		9

Expenditures by Category

Compensation	6,768	6,261	4,903	6,330	6,140	6,140
Operating Expenses	410	641	340	357	357	357
Other Financial Transactions	8	66	7	7	7	7
Capital Outlay-Real Property	2	35	7	2	2	2
Total	7,188	7,003	5,257	6,696	6,506	6,506
Full-Time Equivalents	89.9	75.0	50.8	59.8	59.8	59.8

1000 - General

	Actual		Actual	Estimate	Forecast Base	
	FY14	FY 15	FY 16	FY17	FY18	FY19
Balance Forward In	0	1,422	0	197	0	0
Direct Appropriation	5,340	5,340	2,085	2,085	2,085	2,085
Net Transfers	(1,405)	(3,161)	12	311	318	318
Cancellations	0	760	0	0	0	0
Expenditures	2,513	2,841	1,900	2,593	2,403	2,403
Balance Forward Out	1,422	0	197	0	0	0
<i>Biennial Change in Expenditures</i>				(861)		313
<i>Biennial % Change in Expenditures</i>				(16)		7
Full-Time Equivalents	69.5	52.1	26.7	34.3	34.3	34.3

1201 - Health Related Boards

	Actual		Actual	Estimate	Forecast Base	
	FY14	FY 15	FY 16	FY17	FY18	FY19
Balance Forward In	0	334	0	0	0	0
Direct Appropriation	1,801	1,801	1,802	1,802	1,802	1,802
Receipts	714	714	564	564	564	564
Cancellations	0	651	0	0	0	0
Expenditures	2,181	2,198	2,366	2,366	2,366	2,366
Balance Forward Out	334	0	0	0	0	0
<i>Biennial Change in Expenditures</i>				353		0
<i>Biennial % Change in Expenditures</i>				8		0
Full-Time Equivalents	20.4	22.8	24.0	25.5	25.5	25.5

2001 - Other Misc Special Revenue

	Actual		Actual	Estimate	Forecast Base	
	FY14	FY 15	FY 16	FY17	FY18	FY19
Net Transfers	2,495	1,964	991	1,342	1,342	1,342
Expenditures	2,495	1,964	991	1,342	1,342	1,342
<i>Biennial Change in Expenditures</i>				(2,125)		351
<i>Biennial % Change in Expenditures</i>				(48)		15

2800 - Environmental

	Actual		Actual	Estimate	Forecast Base	
	FY14	FY 15	FY 16	FY17	FY18	FY19

(Dollars in Thousands)

2800 - Environmental

Balance Forward In	0	145	0	145	0	0
Direct Appropriation	145	145	145	145	145	145
Cancellations	0	290	0	145	0	0
Expenditures	0	0	0	145	145	145
Balance Forward Out	145	0	145	0	0	0
<i>Biennial Change in Expenditures</i>				145		145
<i>Biennial % Change in Expenditures</i>						100

2801 - Remediation Fund

	Actual		Actual	Estimate	Forecast Base	
	FY14	FY 15	FY 16	FY17	FY18	FY19
Balance Forward In	0	250	0	250	0	0
Direct Appropriation	250	250	250	250	250	250
Cancellations	0	500	0	250	0	0
Expenditures	0	0	0	250	250	250
Balance Forward Out	250	0	250	0	0	0
<i>Biennial Change in Expenditures</i>				250		250
<i>Biennial % Change in Expenditures</i>						100

Program: Attorney General

Activity: State Government Services Section

<http://www.ag.state.mn.us/>

AT A GLANCE

In 2016, the section:

- Provided Minnesota counties and law enforcement agencies with prosecutorial assistance in serious criminal matters.
- Prosecuted healthcare providers that fraudulently obtained State Medicaid funds.
- Participated in False Claims Act cases resulting in recoveries of over \$12 million in FY 2016.
- Protected and saved taxpayer dollars by defending claims for monetary judgments against the Department of Human Services.
- Represented the Department of Public Safety at implied consent hearings.

PURPOSE & CONTEXT

The State Government Services Section provides a broad range of legal services with the goals of protecting public safety and taxpayer dollars. The section provides assistance to county attorneys and local law enforcement agencies in prosecuting serious crimes and in the civil commitment of sex offenders. The section further provides assistance to Minnesota counties for criminal appeals. The section also prosecutes healthcare providers committing Medicaid fraud and assists county attorneys in prosecuting vulnerable adult abuse, neglect, and financial exploitation cases. The section provides assistance to citizens.

Through its defense of the Minnesota Department of Human Services in litigation, the section defends the State's laws and the constitutionality of the State's actions and decisions. In addition, the section provides legal representation to the

Commissioner of Public Safety, including at implied consent hearings. The population primarily served includes Minnesota county attorneys and local law enforcement agencies, Minnesota agencies, boards and commissions and Minnesota citizens.

SERVICES PROVIDED

The State Government Services Section provides the following services:

- Assists Minnesota counties and law enforcement in prosecuting serious crimes.
- Assists county attorneys in civil commitment hearings involving dangerous sexual predators.
- Provides assistance to county attorneys in felony appeals, including murder, sexual assault, child sexual abuse, felony assault, and drug distribution cases.
- Prosecutes healthcare provider fraud within the Medicaid program and recovers fraudulently obtained Medicaid funds.
- Provides legal counsel to the Minnesota Department of Human Services, including the defense of the constitutionality of the Minnesota Sex Offender Program.
- Appears in court on behalf of the Commissioner of Public Safety in implied consent cases.
- Delivers proactive legal advice to avoid lawsuits.
- Assists citizens who contact the office.

RESULTS

- Legal work helps facilitate the implementation and enforcement of laws enacted by the Minnesota Legislature.
- High quality, effective and efficient legal representation delivered to state agencies, boards, and commissions.
- Providers are prosecuted for fraudulent use of Medicaid funds.
- Public interest is advanced by providing assistance in prosecutions and appeals.
- Public interest is advanced in civil litigation.
- Citizens' rights and safety are protected.

(Dollars in Thousands)

Expenditures By Fund

	Actual FY14	Actual FY15	Actual FY16	Estimate FY17	Forecasted Base	
					FY18	FY19
1000 - General	2,929	4,381	5,228	7,158	6,633	6,633
1201 - Health Related Boards	21	21	21	21	21	21
2000 - Restrict Misc Special Revenue	1	20	50	50	50	50
2001 - Other Misc Special Revenue	1,815	2,474	2,851	3,702	3,702	3,702
3000 - Federal	1,115	1,241	1,685	2,052	2,106	2,106
Total	5,880	8,137	9,835	12,983	12,512	12,512
<i>Biennial Change</i>				8,801		2,206
<i>Biennial % Change</i>				63		10

Expenditures by Category

Compensation	5,430	6,904	8,895	11,950	11,469	11,469
Operating Expenses	440	1,132	904	1,015	1,025	1,025
Other Financial Transactions	8	66	18	12	12	12
Capital Outlay-Real Property	1	35	18	6	6	6
Total	5,880	8,137	9,835	12,983	12,512	12,512
Total Agency Expenditures	5,880	8,137	9,835	12,983	12,512	12,512
Internal Billing Expenditures	166	178	246	310	318	318
Expenditures Less Internal Billing	5,714	7,960	9,588	12,673	12,194	12,194
<u>Full-Time Equivalents</u>	61.4	84.5	115.8	139.9	139.9	139.9

1000 - General

	Actual		Actual	Estimate	Forecast Base	
	FY14	FY 15	FY 16	FY17	FY18	FY19
Balance Forward In	0	308	0	195	0	0
Direct Appropriation	3,114	3,114	5,321	5,321	5,321	5,321
Net Transfers	123	2,199	102	1,642	1,312	1,312
Cancellations	0	1,240	0	0	0	0
Expenditures	2,929	4,381	5,228	7,158	6,633	6,633
Balance Forward Out	308	0	195	0	0	0
<i>Biennial Change in Expenditures</i>				5,076		880
<i>Biennial % Change in Expenditures</i>				69		7
Full-Time Equivalents	52.0	73.7	101.3	122.5	122.5	122.5

1201 - Health Related Boards

	Actual		Actual	Estimate	Forecast Base	
	FY14	FY 15	FY 16	FY17	FY18	FY19
Direct Appropriation	21	21	21	21	21	21
Expenditures	21	21	21	21	21	21
<i>Biennial Change in Expenditures</i>				0		0
<i>Biennial % Change in Expenditures</i>				0		0

2000 - Restrict Misc Special Revenue

	Actual		Actual	Estimate	Forecast Base	
	FY14	FY 15	FY 16	FY17	FY18	FY19
Balance Forward In	2,398	2,398	2,380	2,330	2,280	2,230
Net Transfers	1	3				
Expenditures	1	20	50	50	50	50
Balance Forward Out	2,398	2,380	2,330	2,280	2,230	2,180
<i>Biennial Change in Expenditures</i>				79		0
<i>Biennial % Change in Expenditures</i>				377		0

2001 - Other Misc Special Revenue

	Actual		Actual	Estimate	Forecast Base	
	FY14	FY 15	FY 16	FY17	FY18	FY19
Net Transfers	1,815	2,474	2,851	3,702	3,702	3,702
Expenditures	1,815	2,474	2,851	3,702	3,702	3,702
<i>Biennial Change in Expenditures</i>				2,264		851

2001 - Other Misc Special Revenue

<i>Biennial % Change in Expenditures</i>	53	13
--	----	----

3000 - Federal

	Actual		Actual	Estimate	Forecast Base	
	FY14	FY 15	FY 16	FY17	FY18	FY19
Receipts	1,115	1,241	1,685	2,052	2,106	2,106
Expenditures	1,115	1,241	1,685	2,052	2,106	2,106
<i>Biennial Change in Expenditures</i>				1,381		475
<i>Biennial % Change in Expenditures</i>				59		13
Full-Time Equivalents	9.3	10.8	14.5	17.4	17.4	17.4

Program: Attorney General

Activity: Civil Law Section

www.ag.state.mn.us

AT A GLANCE

In 2016, the section:

- Upheld and implemented the laws enacted by the Minnesota Legislature.
- Ensured Minnesota nonprofits, charities, and trusts registered and complied with Minnesota law.
- Advocated for residential and small business ratepayers in utility issues

PURPOSE & CONTEXT

The Civil Law Section of the Attorney General's Office regulates nonprofits, charities, and trusts that operate and fundraise in Minnesota. The section also advocates for the interest of residential and small business ratepayers in matters involving electric, natural gas, and telecommunications services and rates. The Civil Law Section also enforces Minnesota's antitrust laws and ensures that businesses operating in Minnesota comply with state consumer protection laws by investigating and taking enforcement actions against entities that violate state law.

SERVICES PROVIDED

The Civil Law Section provides the following services:

- Oversees and regulates Minnesota nonprofit organizations, charities and trusts.
- Advocates for residential and small business ratepayers in utility matters before the Minnesota Public Utilities Commission.
- Files enforcement actions to ensure businesses comply with the state consumer protection and antitrust laws.

RESULTS

- Legal work facilitates the implementation and enforcement of laws enacted by the Minnesota Legislature.
- Recover funds for the State and obtain restitution to Minnesota consumers.
- Public interest is advanced in civil litigation.
- Citizens' rights are protected by making sure Minnesota laws are enforced and upheld.
- Ensures nonprofits, charities and trusts register and comply with Minnesota laws.
- Residential and small business ratepayer interests are advanced in utility matters.
- Consumer protection and antitrust laws are enforced.

(Dollars in Thousands)

Expenditures By Fund

	Actual FY14	Actual FY15	Actual FY16	Estimate FY17	Forecasted Base	
					FY18	FY19
1000 - General	2,326	3,221	4,928	3,495	3,254	3,254
2001 - Other Misc Special Revenue	1,590	1,833	2,685	1,803	1,803	1,803
6000 - Miscellaneous Agency	40,658	1,850	816	61	0	0
Total	44,575	6,904	8,428	5,359	5,057	5,057
<i>Biennial Change</i>				(37,691)		(3,673)
<i>Biennial % Change</i>				(73)		(27)

Expenditures by Category

Compensation	3,731	4,516	7,127	4,849	4,608	4,608
Operating Expenses	40,835	2,287	1,265	499	438	438
Other Financial Transactions	8	66	18	8	8	8
Capital Outlay-Real Property	1	35	18	3	3	3
Total	44,575	6,904	8,428	5,359	5,057	5,057
Full-Time Equivalents	40.9	50.5	77.4	50.0	50.0	50.0

1000 - General

	Actual		Actual	Estimate	Forecast Base	
	FY14	FY 15	FY 16	FY17	FY18	FY19
Balance Forward In	0	312	0	336	0	0
Direct Appropriation	1,661	1,661	5,020	5,020	5,020	5,020
Net Transfers	977	1,849	244	(1,861)	(1,766)	(1,766)
Cancellations	0	601	0	0	0	0
Expenditures	2,326	3,221	4,928	3,495	3,254	3,254
Balance Forward Out	312	0	336	0	0	0
<i>Biennial Change in Expenditures</i>				2,875		(1,915)
<i>Biennial % Change in Expenditures</i>				52		(23)
Full-Time Equivalents	40.9	50.5	77.4	50.0	50.0	50.0

2001 - Other Misc Special Revenue

	Actual		Actual	Estimate	Forecast Base	
	FY14	FY 15	FY 16	FY17	FY18	FY19
Net Transfers	1,590	1,833	2,685	1,803	1,803	1,803
Expenditures	1,590	1,833	2,685	1,803	1,803	1,803
<i>Biennial Change in Expenditures</i>				1,065		(882)
<i>Biennial % Change in Expenditures</i>				31		(20)

6000 - Miscellaneous Agency

	Actual		Actual	Estimate	Forecast Base	
	FY14	FY 15	FY 16	FY17	FY18	FY19
Balance Forward In	47,564	7,034	8,459	7,805	7,733	7,733
Receipts	308	4,052	2,498	0	0	0
Net Transfers	(181)	(778)	(2,337)	(11)		
Expenditures	40,658	1,850	816	61	0	0
Balance Forward Out	7,034	8,458	7,805	7,733	7,733	7,733
<i>Biennial Change in Expenditures</i>				(41,631)		(877)
<i>Biennial % Change in Expenditures</i>				(98)		(100)

Program: Attorney General
Activity: Civil Litigation Section

www.ag.state.mn.us

AT A GLANCE

In 2016, the section:

- Successfully defended Minnesota laws from constitutional and other legal challenges.
- Provided high-quality, effective legal representation to all three branches of Minnesota Government, including Constitutional officers, State agencies, boards, public officials, and employees.
- Protected and saved taxpayer dollars by defending against claims that often seek significant monetary payments, including tort and employment law claims.
- Provided legal advice and representation to the Public Utilities Commission.

PURPOSE & CONTEXT

The Civil Litigation Section provides high-quality, efficient, and cost-effective legal representation to all three branches of Minnesota government.

The section defends Minnesota law against constitutional and other legal challenges. The section also defends Constitutional officers, State agencies, boards, public officials, and employees against claims seeking significant monetary payments, including tort, employment, and other important civil legal claims.

The section is responsible for representing the Minnesota Public Utilities Commission in state and federal court and provides legal advice on matters brought before the Commission.

The population primarily served by the Civil Litigation Section includes the executive, legislative, and judicial branches of State government and the citizens of Minnesota.

SERVICES PROVIDED

The Civil Litigation section provides the following services:

- Represents the State of Minnesota in state and federal courts, including at the appellate levels.
- Defends the laws enacted by the Minnesota Legislature against constitutional and other legal challenges.
- Defends Constitutional officers, State agencies, boards, public officials and employees in a variety of significant legal claims, including challenges to their implementation of state law, as well as tort and employment law claims.
- Protects and saves taxpayer dollars by successfully defending against claims for monetary damages.
- Provides legal representation to the Public Utilities Commission in state and federal court, and provides legal advice on matters pending before the Commission.

RESULTS

- State laws are protected from constitutional and other legal challenges, allowing them to be enforced as intended by the Minnesota Legislature.
- High-quality and effective legal representation provided to Constitutional officers, State agencies, boards, public officials, and employees when their work on behalf of the State is challenged in a civil legal action.
- Significant taxpayer dollars are protected through successful defense of civil legal claims seeking monetary payments.
- Public interest is advanced in litigation.

(Dollars in Thousands)

Expenditures By Fund

	Actual FY14	Actual FY15	Actual FY16	Estimate FY17	Forecasted Base	
					FY18	FY19
1000 - General	1,112	1,453	1,658	1,745	1,617	1,617
2001 - Other Misc Special Revenue	827	751	705	769	769	769
Total	1,939	2,204	2,363	2,514	2,386	2,386
<i>Biennial Change</i>				733		(106)
<i>Biennial % Change</i>				18		(2)

Expenditures by Category

Compensation	1,846	1,771	2,233	2,387	2,259	2,259
Operating Expenses	85	332	120	123	123	123
Other Financial Transactions	9	66	5	3	3	3
Capital Outlay-Real Property	1	35	5	1	1	1
Total	1,939	2,204	2,363	2,514	2,386	2,386
Full-Time Equivalents	18.7	19.1	23.1	22.0	22.0	22.0

1000 - General

	Actual		Actual	Estimate	Forecast Base	
	FY14	FY 15	FY 16	FY17	FY18	FY19
Balance Forward In	0	492	0	73	0	0
Direct Appropriation	2,684	2,684	1,669	1,669	1,669	1,669
Net Transfers	(1,080)	(1,163)	62	3	(52)	(52)
Cancellations	0	560	0	0	0	0
Expenditures	1,112	1,453	1,658	1,745	1,617	1,617
Balance Forward Out	492	0	73	0	0	0
<i>Biennial Change in Expenditures</i>				837		(170)
<i>Biennial % Change in Expenditures</i>				33		(5)
Full-Time Equivalents	18.7	19.1	23.1	22.0	22.0	22.0

2001 - Other Misc Special Revenue

	Actual		Actual	Estimate	Forecast Base	
	FY14	FY 15	FY 16	FY17	FY18	FY19
Net Transfers	827	751	705	769	769	769
Expenditures	827	751	705	769	769	769
<i>Biennial Change in Expenditures</i>				(104)		64
<i>Biennial % Change in Expenditures</i>				(7)		4

Program: Attorney General

Activity: Administrative Operations

www.ag.state.mn.us**AT A GLANCE**

- Provide administrative, human resources and accounting services to the Attorney General's Office.

PURPOSE & CONTEXT

- Ensure that budget and accounting practices are in accordance with State law and procedures.
- Protect and save taxpayer dollars by ensuring an efficient use of resources and staff.
- Purchase goods and services pursuant to State guidelines and requirements.
- Interact with other State agencies and boards on personnel, administrative and accounting issues.
- Primary customers are the Attorney General's Office and the citizens of the State.

SERVICES PROVIDED

- Protect taxpayer dollars by ensuring accounting services are complete, accurate and in accordance with the law.
- Maintain budget and accounting systems to ensure that they are in compliance with State law and practice.
- Develop and implement administrative policies and procedures in accordance with State law and requirements.
- Provide the Attorney General's Office with necessary administrative support to provide high quality and efficient legal representation.
- Supply human resource, administrative and accounting services.
- Facilitate purchasing to ensure that it is cost effective and in accordance with all applicable laws and regulations.

RESULTS

- Fiscal matters are handled to ensure that efficient and accountable government services are provided and that the systems are in accordance with the laws of the State.
- Personnel matters are dealt with in a timely and appropriate manner and in accordance with the law.
- Access to accurate legal resources is provided to ensure timely and effective representation is provided.
- Administrative support is provided to efficiently carry out the delivery of high quality legal services.

(Dollars in Thousands)

Expenditures By Fund

	Actual FY14	Actual FY15	Actual FY16	Estimate FY17	Forecasted Base	
					FY18	FY19
1000 - General	4,972	4,309	3,532	4,270	4,270	4,270
2000 - Restrict Misc Special Revenue	247	330	418	27	27	27
2001 - Other Misc Special Revenue	0	0	0	323	323	323
Total	5,219	4,640	3,950	4,620	4,620	4,620
<i>Biennial Change</i>				(1,288)		669
<i>Biennial % Change</i>				(13)		8

Expenditures by Category

Compensation	2,742	2,236	1,682	1,893	1,893	1,893
Operating Expenses	2,476	2,403	2,269	2,727	2,727	2,727
Other Financial Transactions	0	0	0	0	0	0
Total	5,219	4,640	3,950	4,620	4,620	4,620
<u>Full-Time Equivalents</u>	30.1	23.2	16.5	17.3	17.3	17.3

1000 - General

	Actual		Actual	Estimate	Forecast Base	
	FY14	FY 15	FY 16	FY17	FY18	FY19
Balance Forward In	0	1,693	0	343	0	0
Direct Appropriation	6,170	6,170	4,307	4,307	4,307	4,307
Net Transfers	495	(1,353)	(432)	(380)	(37)	(37)
Cancellations	0	2,200	0	0	0	0
Expenditures	4,972	4,309	3,532	4,270	4,270	4,270
Balance Forward Out	1,693	0	343	0	0	0
<i>Biennial Change in Expenditures</i>				(1,479)		738
<i>Biennial % Change in Expenditures</i>				(16)		9
Full-Time Equivalents	27.4	19.2	11.6	13.3	13.3	13.3

2000 - Restrict Misc Special Revenue

	Actual		Actual	Estimate	Forecast Base	
	FY14	FY 15	FY 16	FY17	FY18	FY19
Balance Forward In	571	522	396	6	6	6
Receipts	198	204	279	27	27	27
Internal Billing Receipts	166	178	246	0	0	0
Net Transfers			(251)			
Expenditures	247	330	418	27	27	27
Balance Forward Out	522	396	6	6	6	6
<i>Biennial Change in Expenditures</i>				(132)		(391)
<i>Biennial % Change in Expenditures</i>				(23)		(88)
Full-Time Equivalents	2.7	4.0	5.0	0	0	0

2001 - Other Misc Special Revenue

	Actual		Actual	Estimate	Forecast Base	
	FY14	FY 15	FY 16	FY17	FY18	FY19
Balance Forward In	0	0	0	251	243	243
Receipts	0	0	0	315	323	323
Internal Billing Receipts	0	0	0	310	318	318
Net Transfers			251			
Expenditures	0	0	0	323	323	323
Balance Forward Out	0	0	251	243	243	243
<i>Biennial Change in Expenditures</i>				323		322
<i>Biennial % Change in Expenditures</i>						100

2001 - Other Misc Special Revenue

Full-Time Equivalents	0.0	0.0	0.0	4.0	4.0	4.0
-----------------------	-----	-----	-----	-----	-----	-----

Consolidated Listing of Appropriations
(\$ in thousands)

	Agency Request			Senate Budget	House Finance
	FY 2018	FY 2019	FY 2018-19	Division	Division
<u>Submitted as Part of the Attorney General's Budget Request:</u>					
General	\$22,125	\$22,125	\$44,250		
State Government Special Revenue	2,387	2,387	4,774		
Restricted Miscellaneous Special Revenue	77	77	154		
Miscellaneous Special Revenue	7,218	7,218	14,436		
Environmental	145	145	290		
Remediation Fund	250	250	500		
Federal	2,106	2,106	4,212		
Total Agency Request	<u>\$34,308</u>	<u>\$34,308</u>	<u>\$68,616</u>	State Government Division	State Government Division
<hr/>					
<u>Other Funding: Partner Agreements:</u>					
Direct Appropriations:					
General					
--Department of Human Services	2,908	2,908	5,816	Health, Human Services & Corrections Division	Health & Human Services Division
Total Partner Agreement Funding	<u>\$2,908</u>	<u>\$2,908</u>	<u>\$5,816</u>		
TOTAL ALL	<u>\$37,216</u>	<u>\$37,216</u>	<u>\$74,432</u>		

Attorney General

FY18-19 Biennial Budget Change Item

Change Item Title: Keeping Pace With Increased Investigation and Enforcement Actions Referred by the Health Occupation Licensing Boards

Fiscal Impact (\$000s)	FY 2018	FY 2019	FY 2020	FY 2021
General Fund				
Expenditures	0	0	0	0
Revenues	0	0	0	0
Other Funds				
Expenditures	582	582	650	650
Revenues	0	0	0	0
Net Fiscal Impact = (Expenditures – Revenues)	582	582	650	650
FTEs	4	4	5	5

Request:

The Health Occupation Licensing Boards (HLBs) and the Attorney General's Office (AGO) jointly request an increase of \$582,000 in each year of the upcoming biennium to provide legal representation and investigations to the HLBs.¹ The AGO currently receives an appropriation made from the licensing fees in the State Government Special Revenue Fund to the AGO to fund investigations and prosecutions of licensees who engage in illegal, incompetent, impaired, or inappropriate conduct. The intent of the appropriation is to fully fund the costs incurred by the AGO in investigating and, when warranted, prosecuting these practitioners on behalf of the boards. The amount of the current appropriation is insufficient, however, to cover these costs. It is vital for the protection of the public that the funding request be implemented.

Under Minnesota law, the boards must collect sufficient revenue from licensing fees to cover their costs. Minn. Stat. § 214.06, subd.1. The health licensing boards already collect sufficient revenue from licensing fees to cover the requested increase. The boards deposit those fees into the State Government Special Revenue Fund from which this increase would be appropriated. As a result, the funding request is revenue neutral to taxpayers and the State budget.²

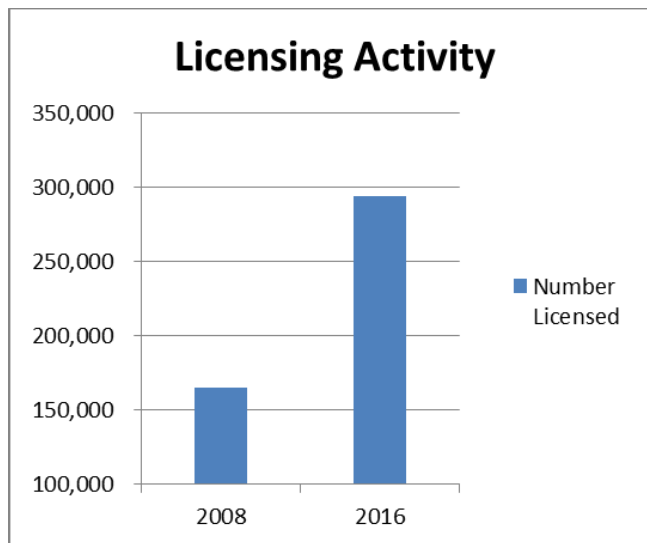
Rationale/Background:

The State's occupational health licensing boards investigate and prosecute complaints against licensed health care professionals that significantly impact the health and safety of patients in Minnesota, including allegations of sexual assault against the elderly, the exploitation of children, and patient deaths relating to abuse of opioids and narcotics.

There has been a steep increase in the number of professionals licensed by the health licensing boards in recent years. The occupational health licensing boards report that in 2008 they licensed 165,455 individuals. The boards report that they licensed 293,993 individuals in 2016, for an increase of over 75 percent. This is depicted in the following chart:

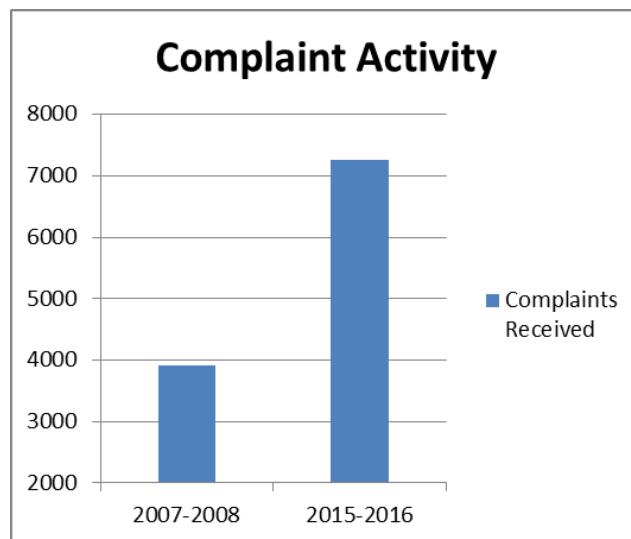
¹ The Board of Medical Practice is funded through a separate funding mechanism and is not included in this request.

² The Legislature may not transfer money generated by license fees from the State Government Special Revenue Fund to the General Fund. Minn. Stat § 214.06, subd.1 a(b).



We expect these trends to continue. The boards indicate that the number of new licenses issued by them each year has grown since 2008, when 33,124 new licenses were issued. In 2016, the boards indicate that they issued 56,706 new licenses.

The number of complaints received by the boards has nearly doubled since 2008. In 2007-2008 the boards report that they received 3,908 complaints. In 2015-2016 they report receiving 7,264 complaints. The rise in the number of complaints received by the boards in recent years is depicted in the following chart:



To protect patient health and safety, these complaints need to be investigated and, when warranted, licensees that have violated the law must be prosecuted. The health licensing boards request AGO assistance in investigating serious complaints. After an investigation is complete, the boards determine what, if any, disciplinary action to impose, which may include revoking or suspending a professional's license, including on an emergency basis. On behalf of the boards, the AGO prosecutes disciplinary actions commenced by the boards against licensees.

Examples of the types of complaints recently investigated by the health licensing boards and prosecuted by the AGO on behalf of the boards include:

- The immediate cessation of the practice of a licensed health professional who ran a "pill mill," in which the licensee unlawfully prescribed opioids to patients, a very dangerous and potentially deadly practice.

- The revocation of the license of a physician who outsourced his medical practice to non-physicians for the purpose of improperly prescribing and administering medications, a practice that caused significant injury to patients, some of whom required treatment in the emergency room.
- The investigation of a home care agency nurse who neglected patients, including, for example, a patient with diabetes and asthma, forcing a trip to the emergency room and a patient with congestive heart failure for whom the nurse neglected to perform the required lab work.

At the same time, some complaints are filed against licensees for which no legal wrongdoing is substantiated. Just as it is important that serious complaints involving patient harm are swiftly brought to justice to protect the public, it is also important that unsubstantiated complaints be timely resolved in order to protect the due process rights of innocent licensees.

Future Trends Require Increased Resources

There are a number of societal problems and demographic shifts that will result in increased work for the health licensing boards—and the AGO on their behalf—in the next biennium. These include but are not limited to the following:

The Opioid Epidemic. Minnesota (and the nation) faces an opioid epidemic. More people now die from opioid overdoses than car accidents. The United States has less than five percent of the world's population but consumes 80 percent of the world's opioid painkillers. Sales of opioid painkillers—and overdoses from them—have quadrupled since 1999. Every 25 minutes, a baby is born with opioid dependency. Every day, 1,000 patients are treated in hospital emergency rooms for opioid abuse. Every day, 90 patients die from opioid overdoses. Nearly 80 percent of heroin addicts start by abusing prescription painkillers. The problem is getting worse, not better. New data from the Centers for Disease Control report that opioid overdose deaths in Minnesota rose again last year, especially among young people.

The opioid epidemic results in many challenges for the health licensing boards. The 293,000 individuals licensed by the boards are not immune from addiction. In many cases, professionals who are themselves addicted to opioids and work in health settings where they have ready access to painkillers divert the drugs for their own use or sale. Patients from whom prescribed painkillers or other drugs are diverted often include the most vulnerable (and unlikely to complain), including frail elderly in nursing homes or babies in neo-natal intensive care units. Opioid painkillers have a higher street value than heroin. As a result, health care workers sometimes steal opioids from health institutions to sell for a profit. These situations require prioritized investigations by the health licensing boards and prosecutions by the AGO on behalf of the boards.

Many of the boards are also responsible for investigating providers who run “pill mills” or otherwise improperly prescribe narcotics, which can lead to patient overdoses and deaths. Opioid-related investigations are expected to consume a significant and increased amount of resources in the next biennium. As the opioid epidemic wreaks havoc on our communities and families, it is critically important that adequate funding be made available to investigate and prosecute health licensees who contribute to the epidemic.

The Aging Population. Minnesota's aging population has resulted in more caregivers and more patients in need of health care services—and therefore more complaints against licensed providers. This trend is expected to grow as the population ages. In 2012 there were approximately 43 million Americans over age 65, a number that will increase to 56 million in three years. About 1 in 3 Minnesotans over age 65 has a disability and 65 percent over age 85 has a disability.

Senior citizens often suffer from ailments that make them susceptible to maltreatment and abuse by health care providers. For example, one in nine people age 65 and older has Alzheimer's Disease, a number expected to rapidly increase in the coming years as the population ages.

The increased number of patients in need of health care services as a result of changing demographics is expected to fuel a continuing high level of complaints which must be diligently investigated and, when warranted, prosecuted. At any given time, the health licensing boards are investigating numerous complaints involving elderly patients. It is important for there to be adequate funding to investigate and prosecute the growing number of complaints expected in the coming years involving unlawful activity by health care providers that harms senior citizens.

Pharmaceuticals. In 2012 a meningitis outbreak killed 64 patients and sickened 800 patients who received epidural steroid injections at a Massachusetts compounding pharmacy. Compounding pharmacies mix ingredients to create specific drug formulations for individual patients. Prosecutors charged over a dozen of the pharmacy's employees with knowingly dispensing contaminated products. This led to nationwide increased scrutiny of, and a spate of investigations and regulatory actions against, other compounding pharmacies.

For example, this fall the Minnesota Board of Pharmacy shut down a compounding pharmacy that dispensed drugs to patients across the country without being licensed. Patients reported a variety of ailments as a result of the dispensing of these drugs, including seizures and suicidal ideation.

The rise in pharmaceutical costs is also expected to drive more patients to "alternative pharmacies" that may be unlicensed, operate unlawfully, and deliver adulterated or tainted products. Patients and insurance companies paid 373 percent more for the 50 most popular generic prescription drug medications in 2014 than in 2010. A survey of 1,000 community pharmacists by the National Community Pharmacists Association found that "pharmacy acquisition prices for many essential generic drugs have risen by as much as 600%, 1000% or more" and that "77% of pharmacists reported 26 or more instances over the past six months of a large upswing in a generic drug's acquisition price." These high costs drive some patients to unlicensed pharmacies or the Internet, where drugs of unknown origin may be unsafe for patient consumption. The Board of Pharmacy investigates and prosecutes such entities, with the assistance of the AGO.

As can be seen with the recent meningitis outbreak, these cases can lead to widespread patient sickness and death. It is crucial that sufficient funds be appropriated to adequately investigate and take disciplinary action against offenders.

Insurance Fraud. Last month, the United States Attorney for the District of Minnesota charged 21 people, including six Minnesota-licensed health care providers, in connection with fraud schemes designed to allegedly bilk insurance companies for services that were unnecessary or not provided. The charges allege that some health care providers paid "runners" to recruit patients who sometimes staged phony car accidents with the "patient." The Star Tribune quoted the United States Attorney as stating that the 21 charges were the first of several phases against "many more" alleged wrongdoers.

Insurance fraud is a significant problem that results in increased premiums for all ratepayers. While the boards cannot comment on any particular investigation, the activity described above, if substantiated, could result in professional discipline against any licensed professionals who engaged in it. With federal authorities foreshadowing "many more" charges, it is important that sufficient funds be allocated to investigate and prosecute health board licensees who may be engaged in such fraudulent activity.

Proposal:

The HLBs and the AGO seek an increase in the current base budget of \$582,000 in FY 18 and \$582,000 in FY 19 to be added to the current base budget. Any funds not used will cancel back to the state government special revenue fund.

Under Minnesota law, the boards must collect sufficient revenue from licensing fees to cover their costs. Minn. Stat. § 214.06, subd.1. The health licensing boards already collect sufficient revenue from licensing fees to cover the requested increase. The boards deposit those fees into the State Government Special Revenue Fund from which this increase would be appropriated. As a result, the funding request is revenue neutral to taxpayers and the State budget.

Equity and Inclusion:

The change item will help the HLBs continue to protect the health and safety of patients in Minnesota, including members of diverse groups.

IT Related Proposals:

This request contains no information technology changes.

Statutory Change(s):

This request will not require any statutory changes.