



**m** MINNESOTA

# Minnesota Services and Supports for Families with Young Children

Prepared by Early Childhood Systems Reform:  
A project of the Minnesota Children's Cabinet

January 2018

# Resource Guide Summary

The State of Minnesota Services and Supports for Families with Young Children is a compilation of the state-administered programs and services that serve children and families in Minnesota. This resource guide is designed to help connect Minnesota kids, their parents and loved ones to opportunities and support available across the state of Minnesota.

The services and supports presented in this resource guide are overseen by the following state agencies:

- Minnesota Department of Education (MDE)
- Minnesota Department of Health (MDH)
- Minnesota Department of Human Services (DHS)
- Minnesota Department of Commerce
- Minnesota Department of Revenue
- Minnesota Housing Finance Agency (MHFA)
- Minnesota Office of Higher Education (OHE)
- Internal Revenue Service (IRS)

This document is broken up into three sections. The first section is a table of contents, with the programs organized under their respective administering agency. The second section is a grid featuring all of the programs highlighted in the inventory, organized by what types of services they provide. The three types of services include *family supports* (cash assistance, food assistance, or general information/coaching), *development/education* (direct education or development provided to children or caregivers), and *health/mental health/nutrition* (insurance, screening, medical services and treatment, etc.).

The third section includes detailed accounts of each program. The following data were collected from each program: program legal authorities, purpose, major program components, program delivery (setting), eligibility criteria, program funding (annual funding by source and appropriated cost per participant), program reach (number of eligible children, number of programs and geographic areas served, number of children/families participating, and number of parents participating), participant demographics (race/ethnicity and family income), existing program evaluation, and the program history.

Data for the detailed program descriptions were collected from agency staff for each program. They were asked to provide the most recent data available for each section. Reported data fall in the temporal period from January 1, 2016 to December 31, 2017, with several exceptions where less recent data was provided. Data are reported in the format that they were received from the staff. If any of the above data sections are not listed for a program, they were not provided by the contacted staff.

This inventory is a project of the Children's Cabinet, and is intended for reference by state agencies, community organizations, and Minnesota families.

<b>SERVICES AVAILABLE BY STATE PROGRAM</b>	<b>4</b>
<hr/>	
<b>MINNESOTA DEPARTMENT OF EDUCATION</b>	<b>6</b>
<hr/>	
EARLY CHILDHOOD FAMILY EDUCATION (ECFE)	6
EARLY CHILDHOOD HEALTH AND DEVELOPMENT SCREENING	8
EARLY CHILDHOOD LITERACY (MINNESOTA READING CORPS)	9
EARLY CHILDHOOD SPECIAL EDUCATION	12
EARLY INTERVENTION FOR INFANTS AND TODDLERS WITH DISABILITIES	14
EARLY LEARNING SCHOLARSHIPS	16
EDUCATE PARENTS PARTNERSHIP (HELP ME GROW MN)	19
HEAD START & EARLY HEAD START PROGRAMS	20
SCHOOL NUTRITION PROGRAMS	24
SUMMER FOOD SERVICE PROGRAM	26
SCHOOL READINESS	27
SCHOOL READINESS PLUS	29
VOLUNTARY PRE-KINDERGARTEN	31
CHILD & ADULT CARE FOOD PROGRAM	34
KINDERGARTEN ENTRY PROFILE	35
HELP ME GROW	37
<hr/>	
<b>MINNESOTA DEPARTMENT OF HEALTH</b>	<b>39</b>
<hr/>	
CHILDREN & YOUTH WITH SPECIAL HEALTH NEEDS (CYSHN) NEWBORN SCREENING AND BIRTH DEFECTS FOLLOW UP	39
FAMILY HOME VISITING (FHV) PROGRAM	40
FOLLOW ALONG PROGRAM	41
POSITIVE ALTERNATIVES	43
WOMEN, INFANTS & CHILDREN (WIC) PROGRAM	44
<hr/>	
<b>MINNESOTA DEPARTMENT OF HUMAN SERVICES</b>	<b>45</b>
<hr/>	
CHILD CARE ASSISTANCE PROGRAM (CCAP)	46
DIVERSIONARY WORK PROGRAM (DWP)	48
MIGRANT CHILD CARE/CHILD CARE DEVELOPMENT GRANTS	50
MEDICAL ASSISTANCE (MEDICAID)	52
MINNESOTACARE	54
MINNESOTA FAMILY INVESTMENT PROGRAM (MFIP)	56
CHILD AND TEEN CHECKUPS	58
PARENT SUPPORT OUTREACH PROGRAM – CHILD WELFARE	60
PROVIDING INFORMATION TO PARENTS/CHILD CARE DEVELOPMENT GRANTS	63
SUPPLEMENTAL NUTRITION ASSISTANCE PROGRAM (SNAP)	65
BUILDING CHILD CARE QUALITY/CHILD CARE DEVELOPMENT GRANTS	69
EARLY CHILDHOOD MENTAL HEALTH SYSTEMS	72
LICENSED CHILD CARE CENTERS	75
LICENSED FAMILY CHILD CARE (FCC)	77
EARLY CHILDHOOD AND SCHOOL-AGE PROFESSIONAL DEVELOPMENT (PD) SYSTEM/CHILD CARE DEVELOPMENT GRANTS	79
<hr/>	
<b>MINNESOTA DEPARTMENT OF COMMERCE</b>	<b>45</b>

ENERGY ASSISTANCE _____	82
<b><u>MINNESOTA DEPARTMENT OF REVENUE</u></b> _____	<b>84</b>
WORKING FAMILY TAX CREDIT _____	84
<b><u>MINNESOTA HOUSING FINANCE AGENCY</u></b> _____	<b>88</b>
BRIDGES ASSISTANCE PROGRAM _____	88
HOUSING TRUST FUND RENTAL ASSISTANCE PROGRAM _____	89
<b><u>MINNESOTA OFFICE OF HIGHER EDUCATION</u></b> _____	<b>91</b>
POSTSECONDARY CHILD CARE ASSISTANCE GRANT PROGRAM _____	92
<b><u>INTERNAL REVENUE SERVICE</u></b> _____	<b>93</b>
EARNED INCOME TAX CREDIT _____	94

## SERVICES AVAILABLE BY STATE PROGRAM

### Services Available By State Program

('x' indicates service type included in program)

	Family Supports	Development/Education	Health/Mental Health/Nutrition
<b><i>Minnesota Department of Education</i></b>			
1. Early Childhood Family Education (ECFE)	X		
2. Early Childhood Health & Developmental Screening		X	X
3. Early Childhood Literacy (MN Reading Corps)		X	
4. Early Childhood Special Education (ECSE)	X	X	X
5. Early Intervention for Infants & Toddlers with Disabilities	X	X	X
6. Early Learning Scholarships	X	X	
7. Educate Parents Partnership	X		
8. Head Start/Early Head Start Programs	X	X	X
9. School Nutrition Programs	X		
10. Summer Food Service Program	X		
11. School Readiness	X	X	
12. School Readiness Plus	X	X	X
13. Voluntary Pre-Kindergarten	X	X	X
14. Child & Adult Care Food Programs	X		X
15. Kindergarten Readiness Assessment	X		
16. Help Me Grow	X		
<b><i>Minnesota Department of Health</i></b>			
17. Children & Youth with Special Health Needs Follow Up	X		X
18. Family Home Visiting	X	X	X
19. Follow Along Program	X	X	X
20. Positive Alternatives	X	X	X
21. Women, Infants & Children (WIC) Program	X		X
<b><i>Minnesota Department of Human Services</i></b>			
22. Child Care Assistance Program (CCAP)	X	X	
23. Diversionary Work Program (DWP)	X		
24. Migrant Child Care/Child Care Development Grants		X	
25. Medical Assistance			X

Services Available By State Program

('x' indicates service type included in program)

	Family Supports	Development/Education	Health/Mental Health/Nutrition
26. MinnesotaCare			X
27. Minnesota Family Investment Program (MFIP)	X		X
28. Child and Teen Checkups			X
29. Parent Support Outreach Program - Child Welfare	X		
30. Providing Information to Parents/Child Care Development Grants	X	X	
31. Supplemental Nutrition Assistance Program (SNAP)	X		X
32. Building Child Care Quality/Child Care Development Grants	X		
33. Early Childhood Mental Health Systems	X	X	X
34. Licensed Child Care Centers	X	X	
35. Licensed Family Child Care (FCC)	X	X	
36. MN Early Childhood and School-Age PD System/ Child Care Development Grants	X	X	
<i>Minnesota Department of Commerce</i>			
37. Energy Assistance	X		
<i>Minnesota Department of Revenue</i>			
38. Working Family Tax Credit	X		
<i>Minnesota Housing Finance Agency</i>			
39. Bridges Assistance Program	X		
40. Housing Trust Fund Rental Assistance Program	X		
<i>Minnesota Office of Higher Education</i>			
41. Postsecondary Child Care Assistance Grant Program	X	X	
<i>Internal Revenue Service</i>			
42. Earned Income Tax Credit	X		

# Early Childhood Family Education (ECFE)

**Program Authority (ies):** Minn. Stat. 124D.13-124D.135

**Purpose:** To provide parenting education to support children's learning and development.

## Major Program Components

Provides parent education, early childhood education and opportunities for parent-child interaction. Most classes meet weekly for two hours during the school year. Parents, children and teachers are together in the classroom for the first hour followed by parent discussion and child-only time. Each year programs are required to conduct a community needs assessment and tailor programming to meet the needs of families identified in the assessment.

## Program Delivery (Setting)

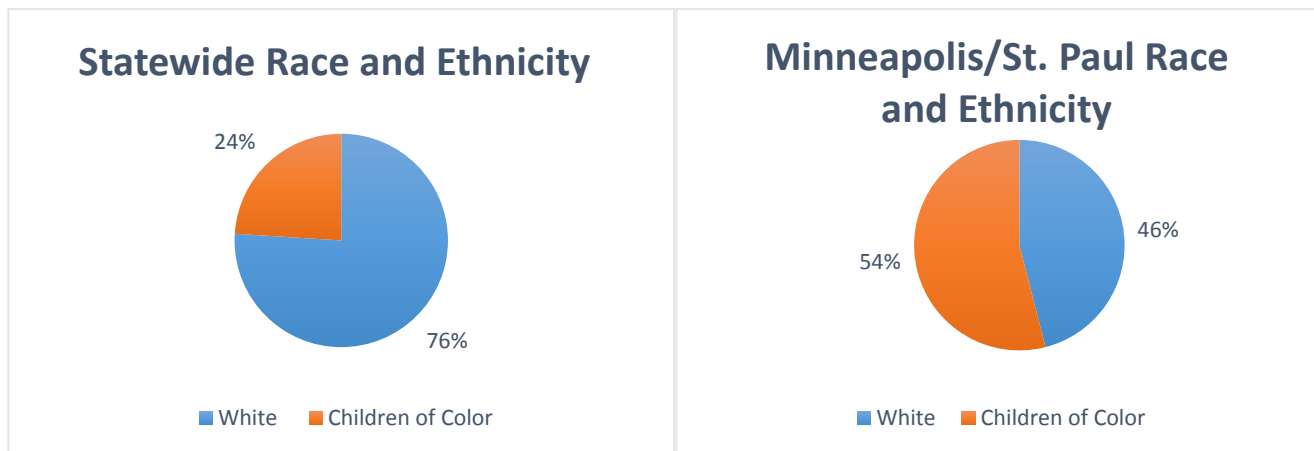
Licensed early childhood teachers and parenting educators offer parent discussion groups, parent-child activities, play and learning activities that promote children's development, home visits, special family events and information on community resources. Programs operate primarily in schools but also operate in community settings and homes.

## Eligibility Criteria

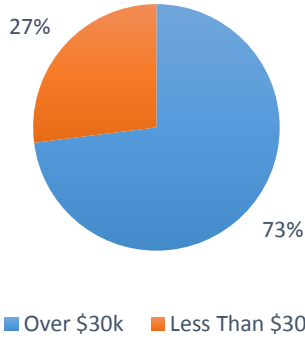
Children birth to kindergarten entrance and their parents, expectant parents and relatives. Program is not targeted to specific populations, but programs should prioritize programming and services for families and parents identified in the community needs assessment, particularly those families and parents with children with the most risk factors birth to age 3.

The statutes also state, "to the extent that funds are sufficient, early childhood family education may provide parenting education transition programming for parents of children birth to grade 3 in districts in which there is a prekindergarten-grade 3 initiative in order to facilitate continued parent engagement in children's learning and development."

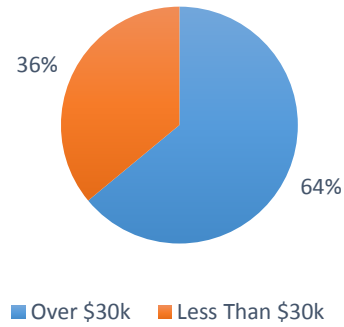
## Participant Demographics



### Statewide Family Income



### Minneapolis/St. Paul Family Income



### Program Reach

Number of Programs & Geographic Areas Served	Number of Eligible Children	Number of Children/ Families Participating	Number of Parents
All school districts and four tribal schools.	360,656 (based on FY2017 0-4 census)	98,277 (FY2016 )	101,140 parents (FY2016)

### Program Funding

Annual Funding by Source	Appropriated Cost per Participant
State General Fund: \$25 million (FY2017) Local Levy: \$18.5 million (FY2017) Private grants, donations: \$1 million (FY2017) Parent Fees: \$ 6 million (FY2017)	\$218 per participant including state aid and levy. Funding is not allocated on a per-participant basis. The \$218 is arrived at by dividing total state aid by the number participating (SFY2016).  Based on the FY 2018 funding formula (\$139.54 per child aged 0-4), districts receive varying amounts per year: Kittson (\$ 21,348), Melrose (\$79,556), New Ulm (\$147,728), North Branch (\$160,821), Owatonna (\$312,392), Osseo (\$1,572,066), St. Paul (\$3,458,233) and Minneapolis (\$4,078,179).

### Existing Program Evaluation

In 2003, selected districts conducted a kindergarten and grade 3 follow-up study of former ECFE participants as compared to all other parents. Statistically significant differences were found for former school ECFE parents in the areas of interactions with their child focused on school learning, information seeking, parent-initiated communication and parent involvement with the school at kindergarten and third grade.

### History of Program

ECFE pilot programs were established in 1974. In 1984, the legislature made it possible for any school district with a community education program to establish the program. ECFE was offered in 329 independent and special school districts in FY2015.



# Early Childhood Health and Development Screening

---

**Program Authority (ies):** Minn. Stat. 121A.16 – 121A.19; Minnesota Rule 3530.3000 – 3530.3400

**Purpose:** Assists parents and communities in improving the educational readiness and health of young children through the early detection of factors that may impede children’s learning, growth, and development.

## Major Program Components

Required components of a screening program:

- Hearing
- Vision (The date of the child’s most recent comprehensive vision examination, if any.)
- Developmental screening
- Health care coverage
- Immunization review
- Height and weight
- Identification of risk factors that may influence learning
- Parent interview
- Referral and follow up for assessment, diagnosis and treatment when potential needs are identified.

A district may offer additional components such as nutritional, physical, dental screening, review of family circumstances that may affect development, blood pressure, laboratory tests and health history. School districts must use developmental screening instruments approved by the Minnesota Department of Education, and follow health and developmental screening standards developed by the Minnesota Department of Health (MDH). School districts must provide the parent with a record indicating the month and year the child received screening and the results of the screening.

## Program Delivery (Setting)

Provided in a variety of community and school settings. All school districts are required to notify each resident family with an eligible child under the age of 7 of the availability of screening and the state’s requirement to have the child screened before entering public school kindergarten.

Staff credentials vary depending on the required and optional health and developmental screening component. Screening summary interview with the parent(s) must be provided by a licensed health or education professional. Individuals conducting the vision and hearing screening must have participated in training provided by or equivalent to the training provided by the Minnesota Department of Health (MDH). Immunization review must be conducted by a health professional. Developmental screening must be provided by a health or education professional.

Districts receive state aid based on the age of the child at screening. In SFY2016, state aid equaled \$75 per 3-year-old child screened, \$50 per 4-year-old and \$40 per 5 and 6-year-old and \$30 for a child screened within the first 30 calendar days of kindergarten.

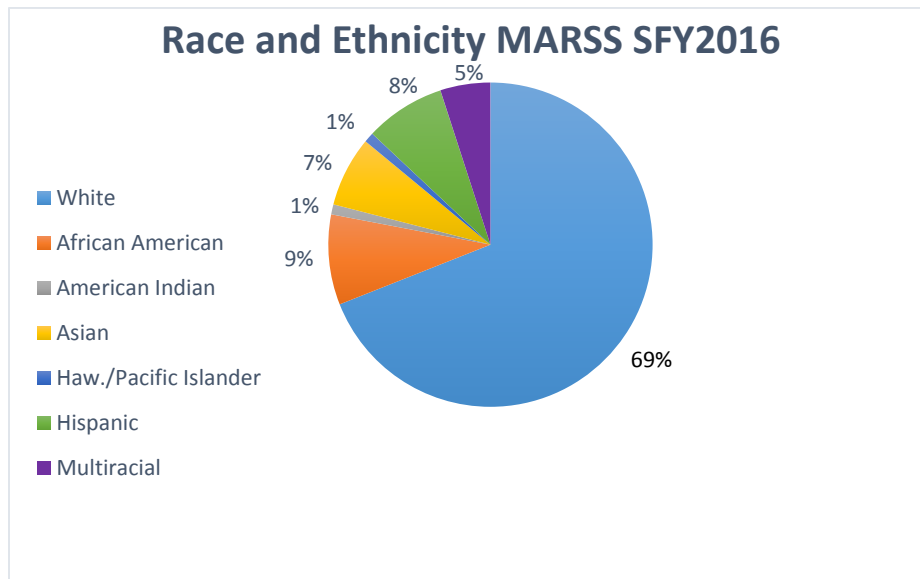
## Eligibility Criteria

Children between the ages of 3 and kindergarten entrance; target age between 3 and years. Parents may exempt children from this requirement due to conscientiously held beliefs. A child need not participate in the district’s screening if the child’s health records show the child has received a comparable screening from a public or private health care provider, such as Head Start or Child and Teen Check-ups/Early Periodic Screening, Diagnosis And Treatment (EPSDT) or a private health care provider.

## Participant Demographics

14 percent – Speak a primary language other than English

7 percent – Of children received interpreter services during Early Childhood Screening (SFY2016)



## Program Funding

Annual Funding by Source	Appropriated Cost per Participant
State General Fund: \$3.57 million (SFY2017, MARSS estimate as of 10/25/17, final amount available January 2018)	\$82.85 per child (SFY2016, Early Learning Services Annual Report)

## Program Reach

Number of Programs & Geographic Areas Served	Number of Eligible Children	Number of Children/Families Participating	Number of Parents
All school districts and two charter schools (charter schools are required to follow statute, rules and standards if they provide Early Childhood Screening)	All 3 year olds through kindergarten entry not yet screened.	60,473 (SFY2017) 44 percent - 3 year olds 38 percent - 4 year olds 17 percent - 5 year olds 0.4 percent - 6 year olds	60,437 Parents or Guardians (Included as referrals and follow up to parents is essential and part of Minnesota Statutes).

## Existing Program Evaluation

School districts may use the Minnesota Quality Indicators for Child and Developmental Screening developed collaboratively for screening programs by the Minnesota Department of Education (MDE), MDH, and the Department of Human Services (DHS). This document includes self-assessment tools of outreach, screening and referral processes using an outcomes-based approach.

## History of Program

Established in 1977. Up until SFY2006, statutes set the targeted age for early childhood screening at between the ages of 3 ½ and 4 four years. The 2005 legislature lowered the targeted ages to between 3 and 4 years and changed the aid formula to provide an incentive to districts to screen children within the targeted age range. The legislature also added the requirement that districts assign a student identification number to each child at the time of screening, or at the time the health records are presented documenting a comparable screening by another provider. The 2008 legislature changed the aid formula to better match the costs of screening within the targeted age range.

# Early Childhood Literacy (Minnesota Reading Corps)

**Program Authority (ies):** Public Law 103-82 Federal; Minn. Stat. 124D.38, subdivision 2; Minn. Stat. 124D.42, subdivision 6

**Purpose:** All children in Minnesota, age 3 to grade three, who need Minnesota Reading Corps, will have access to its services and will begin kindergarten ready to learn and will meet reading standards by third grade.

## Major Program Components

1. Training Tutors – Reading Corps tutors are AmeriCorps members who are trained to collect benchmark data, implement research-based literacy interventions, and monitor the progress of students. Tutors and Internal Coaches (site-based literacy experts) receive in-depth training during a three-day Institute and additional trainings throughout the year. Some topics include the fundamentals of reading instruction, the use of literacy interventions, and cultural competency.
2. Coaching Tutors – Reading Corps tutors and Internal Coaches receive monthly coaching from Master Coaches, who are literacy experts provided by Reading Corps, to tailor interventions for each child based on the data collected on key literacy measures.
3. Tutoring Children – Tutors work one-on-one or in small groups to isolate a child’s specific literacy challenges and tailor their tutoring to effectively build on the skills needed by each child to become a successful reader. In PreK, tutors are embedded into an early childhood classroom to enhance the literacy skills of all students, and also work one-on-one with students that have been identified for more targeted interventions. In K-3, tutors provide individualized literacy interventions 20 minutes per day to students identified as falling behind.
4. Children Graduating – Children learn literacy skills at a rate to “catch-up” with their peers, graduate from the Reading Corps and continue to be monitored to ensure that they stay on track to become successful readers by third grade.

## Program Delivery (Setting)

Reading Corps is delivered in PreK and K-3 settings and helps children who are not reading at grade-level become proficient in reading by 3rd grade. Rigorously trained AmeriCorps members are placed in preschools, elementary schools and family child care settings to serve as literacy tutors for children age 3 to grade three. Tutors work one-on-one or with small groups of children providing interventions that are tailored to each student’s literacy needs.

## Eligibility Criteria

Reading Corps serves all children who have been identified, through assessments and by school-based literacy experts, as at-risk for failing to achieve reading proficiency by third grade. Students eligible to receive Reading Corps are those who are most likely to fall through the cracks: students who score below grade level in reading, but who do not qualify for more intensive services such as Title I or special education. These students have the capacity to become proficient but have deficiencies that can be corrected with supplemental tutoring. Without intervention, these students experience prolonged and often permanent struggles.

## Program Reach

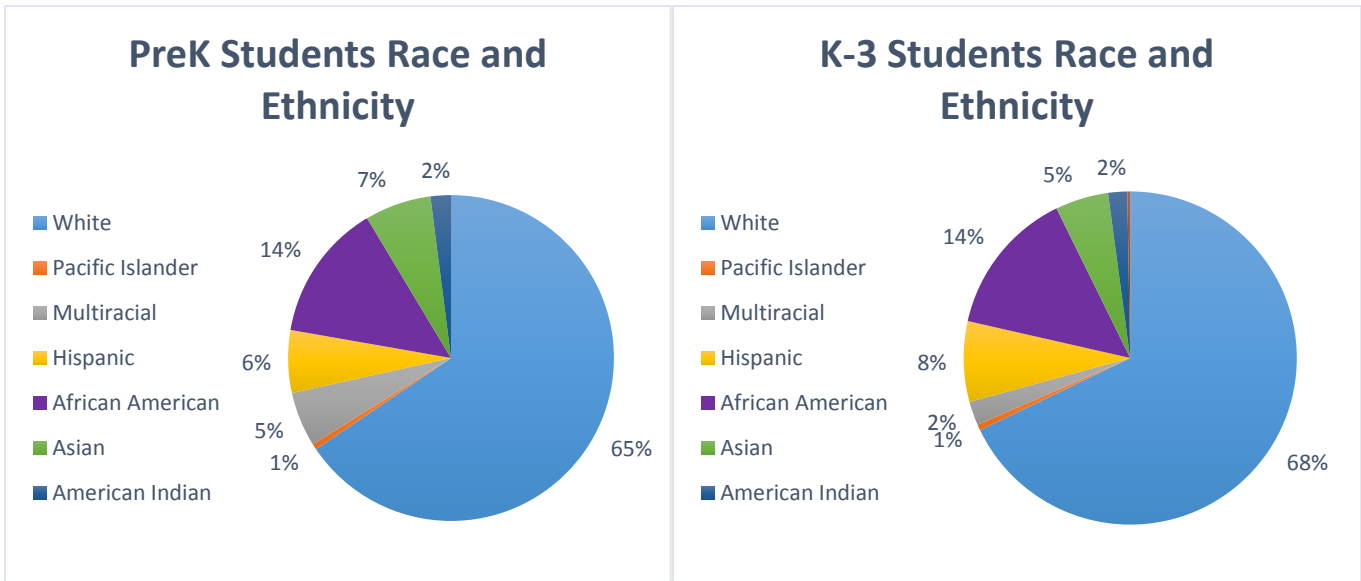
Number of Programs & Geographic Areas Served	Number of Children Participating
Reading Corps is a statewide program serving more than 700 elementary schools, preschools and licensed family child care settings across Minnesota.	More than 27,000

## Program Funding

State & Federal: \$26,699,627

Private Donations/Grants: \$725,107

## Participant Demographics



**Existing Program Evaluation**

Reading Corps undergoes an annual program evaluation. Data from individual sites, districts, regions, and the state is analyzed and reported. Reading Corps underwent a rigorous, external impact evaluation for its PreK and K-3 programs conducted by the NORC at the University of Chicago. The results were published in 2014 and 2015 and found that Reading Corps is replicable in multiple school settings using AmeriCorps members with varied backgrounds, that children who participate in Reading Corps significantly outperform their peers, and that it benefits all students with statistically significant impact among students with higher risk factors (free/reduced-price lunch eligibility, ethnicity, English language learner status, etc.).

**History of Program**

ServeMinnesota began in 1994 as the Minnesota Commission on National and Community Service after President Clinton signed The National and Community Service Trust Act of 1993, which created AmeriCorps. ServeMinnesota is the state designated recipient of federal funding for the AmeriCorps program, which is often referred to as “the domestic Peace Corps”. Seeking to become a more nimble, entrepreneurial, and substantial investor in national service and community programming, the organization sought and won approval from the state legislature in 2002 to become a 501(c)3 nonprofit. The legislature backed this transition because it recognized the potential for ServeMinnesota to pursue a more flexible, and far-reaching role in addressing statewide issues if it were freed to raise private revenue and collaborate with greater creativity and fewer restrictions.

Since achieving its nonprofit status, ServeMinnesota has increased both the quantity and the quality of federal and private/public sector resources. We have more than tripled the number of AmeriCorps members addressing critical education, health, human services, and environmental needs across Minnesota, with more than 2,000 AmeriCorps members of all ages currently serving in 15 programs across the state.

In 2003, ServeMinnesota launched Reading Corps, which combines the people power of the AmeriCorps program with the science of how children learn to read, AmeriCorps members provide individualized tutoring to children age 3 to grade three who are not on track to read proficiently by the end of third grade. Building on the success of Reading Corps and using a similar model, Minnesota Math Corps was launched in 2007 to address the math needs of 4th–8th grade students.

# Early Childhood Special Education

**Program Authority (ies):** Public Law 105-17 Individuals with Disabilities Education Act (IDEA), Part B 619; Minn. Stat. 125A.61- 125A.25

**Purpose:** To ensure that all preschool children with disabilities have access to a free appropriate public education that provides special education and related services designed to meet their unique needs and prepare them for further education, including success in kindergarten and beyond.

## Major Program Components

Identification and development of an individualized plan to confer meaningful educational benefit; provision of special instruction and related services in the least restrictive or educational environment; required due-process procedures allowing parents to appropriately participate in their child’s education.

## Program Delivery (Setting)

Services are provided through Minnesota’s school districts and are to be provided in the Least Restrictive Environment (LRE). LRE means that young children with disabilities should receive services in typical community-based early childhood settings and programs whenever possible, and receive services in more restrictive or specialized settings only when their individual needs require it.

Services are provided by licensed Early Childhood Special Education (ECSE) teachers, speech/language pathologists, occupational therapists, physical therapists, nurses, social workers and others who each meet the certification requirements within their fields for initial and ongoing credentials.

Intervention must be provided using scientifically research-based strategies, to the extent practicable.

An initial child evaluation must be conducted as part of eligibility determination which includes an assessment of the child’s functioning in the areas of suspected disability which may include cognition, communication, physical development, social-emotional development and adaptive development.

## Eligibility Criteria

Children ages 3 to 5 with a diagnosed condition that has a high probability of resulting in developmental delay and an identified educational need, or a measureable delay of at least -1.5 standard deviations below the mean in two or more of five developmental domains, or have been determined eligible under any of the Part B categories of eligibility (e.g., speech/language impairment, autism spectrum disorder, vision impairment).

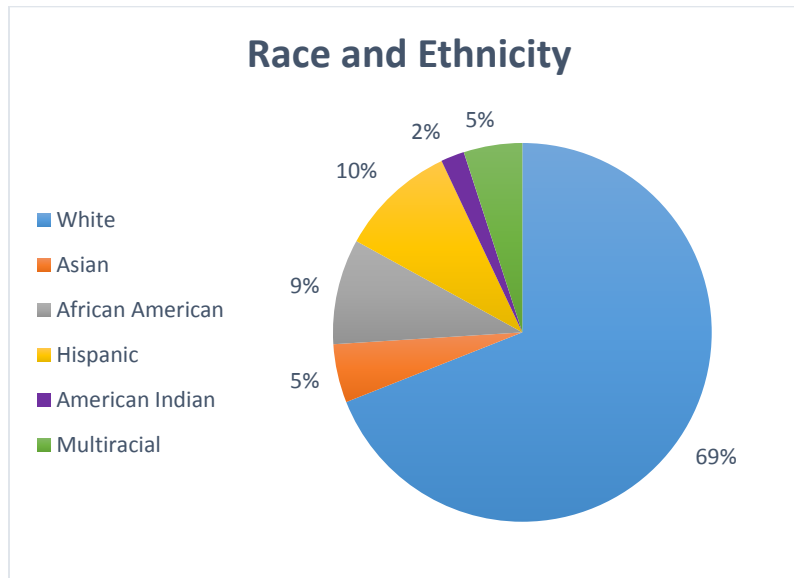
## Program Reach

Number of Programs & Geographic Areas Served	Number of Eligible Children	Number of Children/ Families Participating
Services are provided through Minnesota’s school districts. Some small and geographic areas districts work as members of special education cooperatives or education served districts.	11,875 (12/1/2016)	11,875 (12/1/2016)

## Program Funding

Annual Funding by Source	Appropriated Cost per Participant
<p>Preschool Special Education services are funded through a variety of streams including:</p> <ul style="list-style-type: none"> <li>▪ State special education aid</li> <li>▪ General education revenue</li> <li>▪ Third-party billing</li> <li>▪ Federal IDEA Part B allocation</li> <li>▪ Local education levy</li> </ul>	<p>Determined by local factors and services on the Individualized Education Plan (IEP).</p>

## Participant Demographics:



**Family Income:** 41% are eligible for free or reduced price lunch

## Existing Program Evaluation

Each state's performance on federal indicators of performance and compliance is conducted annually. Determinations are made annually as to whether a state meets requirements of Part B, needs assistance to meet requirements, needs intervention to meet requirements, or needs substantial intervention.

## History of Program

Preschool Special Education was established in 1985 and expanded to include "at birth" in 1987.

# Early Intervention for Infants and Toddlers with Disabilities

**Program Authority (ies):** Public Law 105-17 Individuals with Disabilities Education Act (IDEA), Part C; Minn. Stat. 125A.226-125A.48

**Purpose:** To provide comprehensive multidisciplinary family-centered services to eligible children with disabilities and their families in order to promote the development of social skills, the ability to acquire and use knowledge and skills and to take appropriate action to meet their needs.

## Major Program Components

The Part C – Infants and Toddlers program provides comprehensive interagency family-centered services to eligible children with eligible disabilities, ages birth to 3 years, and their families, based upon identified need. Services are provided by licensed Early Childhood Special Education (ECSE) teachers, speech/language pathologists, occupational therapists, physical therapists, nurses, social workers and others who each meet certification requirements within their fields for initial and ongoing credentials.

## Program Delivery (Setting)

Services conform to an individual family services plan (IFSP) and are provided in settings that are natural for infants and toddlers without disabilities when feasible, including the child’s home, child care or other community-based program or, with appropriate justification, in settings designed for children with disabilities. Services are provided through Minnesota’s school districts in collaboration with county public health and family service agencies. Intervention must be provided using scientifically research-based strategies, to the extent practicable. An initial child evaluation must be conducted as part of eligibility determination which includes an assessment of the child’s functioning in the areas of cognition, communication, physical development, social-emotional development and adaptive development. In addition, a family-directed assessment of the concerns, priorities and resources of each family is a required component of the evaluation process, though families may opt out.

## Eligibility Criteria

Infants and toddlers with diagnosed physical or mental conditions that have a high probability of resulting in developmental delay; children that meet criteria or one or the disability categories; or children who have a measureable delay of at least -1.5 standard deviations below the mean in one or more of five developmental domains. Informed clinical opinion may be used on an independent basis to establish eligibility in the absence of qualifying test scores.

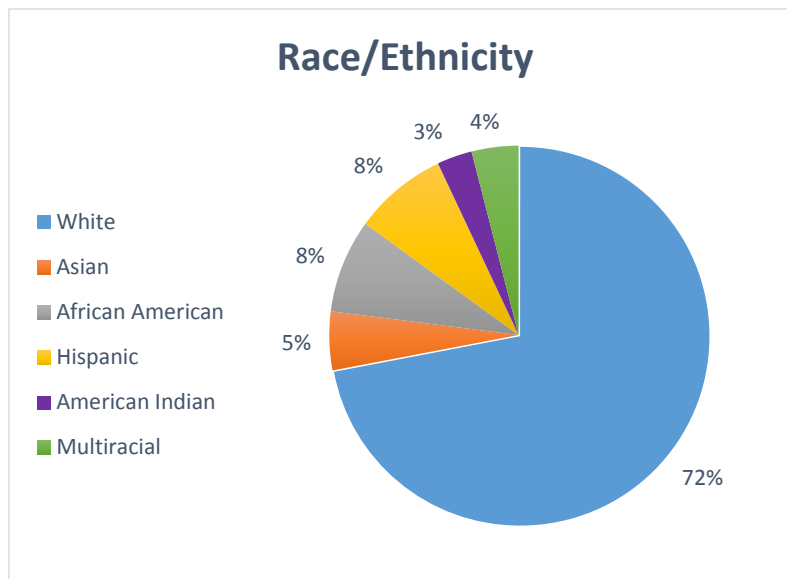
## Program Reach

Number of Programs & Geographic Areas Served	Number of Eligible Children	Number of Children/ Families Participating
Services are provided through Minnesota’s school districts in cooperation and collaboration with county public health and family service agencies. Some small districts work as members of special education cooperatives or education districts to provide early intervention services to infants and toddlers.	5,736 (12/1/2016)	5,736 (12/1/2016)

## Program Funding

Annual Funding by Source	Appropriated Cost per Participant
<p>Federal: based on the annual number of all children in the cohorts from birth to age three.</p> <p>Infant and toddler intervention services are funded through a variety of streams including:</p> <ul style="list-style-type: none"> <li>▪ State special education aid</li> <li>▪ General education revenue</li> <li>▪ Third-party billing</li> <li>▪ Federal IDEA Part C allocation</li> <li>▪ Local education levy</li> </ul>	<p>Determined by local factors and services identified on a child’s Individualized Family Services Plan (IFSP).</p>

## Participant Demographics



**Family Income:** 31% were reported to be eligible for free or reduced price lunch

## Existing Program Evaluation

Each state’s performance on federal indicators of performance and compliance is conducted annually. Determinations are made annually as to whether a state program meets requirements of Part C, needs assistance to meet requirements, needs intervention to meet requirements, or needs substantial intervention.

## History of Program

Minnesota has participated in Part C, IDEA, since 1987. The Minnesota Department of Education (MDE), designated by the state as the lead agency, together with the Minnesota Department of Health (MDH) and the Department of Human Services (DHS) works with local Interagency Early Intervention Committees (IEICs) to provide coordinated interagency services and funding for each eligible child and family. The Governor’s Interagency Coordinating Council on Early Childhood Intervention (ICC) serves in an advisory role.



# Early Learning Scholarships

**Program Authority (ies):** Minn. Stat.124D.165

**Purpose:** Increases access to high-quality early childhood programs for children 3-5 years old.

## Major Program Components

- Scholarships may be awarded up to \$7,500 for each eligible child per year.
- A child who has received a scholarship under this section must continue to receive a scholarship each year until that child is eligible for kindergarten under section 120A.20.
- Early learning scholarships may not be counted as earned income.
- A child who receives a scholarship must complete developmental screening within 90 days of first attending an eligible program.
- Contract with outside evaluator.

## Program Delivery (Setting)

Parent Aware-rated family child care homes, centers, public pre-kindergarteners, and Head Start.

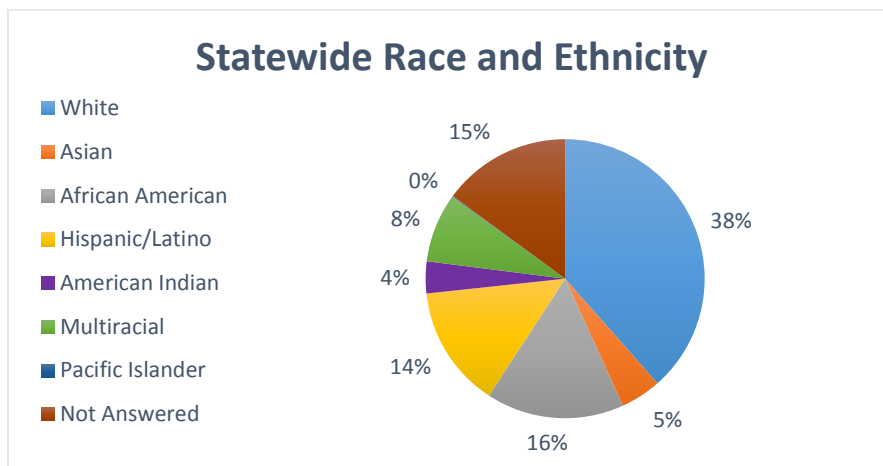
## Eligibility Criteria

Parents or guardians must meet the following eligibility requirements:

- (1) have a child 3 or 4 years of age on September 1 of the current year, who has not yet started kindergarten; and
- (2) have income equal to or less than 185 percent of federal poverty level income in the current calendar year
- (3) Children birth to 5 years old are eligible for and have priority if they meet one or more of the following criteria:
  - a. Has a parent under age 21 and is pursuing a high school or general education equivalency diploma, and meets the income eligibility;
  - b. Currently in foster care\*;
  - c. In need of child protective services\*;
  - d. Experienced homelessness in the last 24 months\*.
- (4) Siblings between the ages birth to 5 years old of a child who has been awarded a scholarship, provided the sibling attends the same program.

\*Expanded eligibility for children under age 3 as of July 1, 2017.

## Participant Demographics:



**Family Income:** All children are at or below 185% of poverty, either as documented by family participation in one of the following programs; child care assistance, Head Start, free or reduced lunch, SNAP, or tribal food support, or as demonstrated through income verification.

## Program Reach

Number of Programs & Geographic Areas Served	Number of Eligible Children	Number of Children/ Families Participating
13 Regions and 2 Tribal Reservations (White Earth and Leech Lake)	<p>Based on number of eligible three and four year old children and number of children birth to age three with one of the following criteria:</p> <ul style="list-style-type: none"> <li>▪ Child of a teen parent;</li> <li>▪ Currently in foster care;</li> <li>▪ In need of child protective services;</li> <li>▪ Experienced homelessness in the last 24 months.</li> </ul> <p>Priority for scholarships will be given based on family income, child poverty, one of the special populations as noted previously, and geographic region. Families must meet eligibility requirements as outlined in Minnesota Statutes, section 124D.165.</p> <p>It is estimated that 54,000 children, not including children under three in the expanded eligibility, or siblings of eligible children, are eligible for scholarships.</p>	Pathway I: 6,394 Pathway II: 8,685 Statewide: 15,079 (SFY 2017)

Program type where children awarded scholarships between July 1, 2016 and June 30, 2017 used their awarded scholarship.	Number of programs by program type with scholarships in FY2017.
<p><i>Data is duplicated due to changes made by families during the scholarship year.</i></p> <p><b>Pathway I</b></p> <p>10.49% No program yet selected 53.99% Child Care Centers 9.13% Family Child Care Homes 8.17% Head Start 17.63% School-Based .6% Tribally Licensed</p> <p><b>Pathway II</b></p> <p>13.6% Child Care Centers .13 % Family Child Care Homes 15.93% Head Start 70.26% School-Based .07% Tribally Licensed</p>	<p><b>Pathway I</b></p> <p>350 Child Care Centers 197 Family Child Care Homes 16 Head Start 176 School-Based 9 Tribally Licensed</p> <p><b>Pathway II</b></p> <p>118 Child Care Centers 6 Family Child Care Homes 28 Head Start 293 School-Based 1 Tribally Licensed</p>

## Program Funding

Annual Funding by Source	Appropriated Cost per Participant
\$70,200,000 (FY 2018) \$59,884,000 (FY 2017) \$44,134,000 (FY 2016) \$27,650,000 (FY 2015)	Child may be awarded up to \$7,500. An analysis by Minnesota Analysis and Development for FY2016 determined the average scholarship used by a child was \$3,604.

### Existing Program Evaluation

Minnesota Management Analysis and Development (MAD): evaluation of the effectiveness and efficiency of the scholarship program, and average scholarship expenditure (FY2014 and FY2015), published in January 2016. SRI, International; evaluation of access to scholarships and program choice, published January 2016.

### History of Program

The Early Learning Scholarships Program was an initiative created by the governor and finalized by the 2013 Minnesota Legislature to expand access to high-quality early childhood education programs for children ages 3-5 with high needs. In state fiscal year 2014, the Legislature appropriated \$23 million per year for State Early Learning Scholarships. In the most recent 2017 legislative session, \$70.2 million has been appropriated for fiscal year 2018 and 70.4 million for fiscal year 2019.

Early learning scholarships support access to quality early education and care programs by bridging funding gaps and decreasing barriers to access. Eligible families must use the early learning scholarships to access a high-quality early education program for their child. Scholarship funds are used to cover the cost of serving additional children, extending a child's time in a high-quality program, cover parent fees and charges for the child's attendance and/or enhance services.

# Educate Parents Partnership ([Help Me Grow MN](#))

---

**Program Authority (ies):** Minn. Stat. 124D.129

**Purpose:** Promotes partnerships with health care providers and community organizations to provide parent information to parents and coordinates the partnership and the distribution of informational material.

## **Major Program Components**

Develops resources and web site links to resources on child development, parent education, child care, and consumer safety information.

## **Program Delivery (Setting)**

Website links for parents and professionals working with families.

## **Eligibility Criteria**

All parents, practitioners and providers with access to the Internet. Targets all families of young children birth to kindergarten entrance.

## **Program Reach**

**Number of Programs & Geographic Areas Served:** Internet accessible

## **Program Funding**

### **Annual Funding by Source**

State: \$49,000 (FY 2014)

### **Appropriated Cost per Participant**

Free access to website.

## **Existing Program Evaluation**

Evaluation of custom Google search, "Across the Net," by Tufts University. Periodic review of web statistics.

## **History of Program**

State General Fund 2007 - \$80,000 was provided to develop the program. State General Fund 2008 forward - \$50,000 provided to update and maintain.

# Head Start & Early Head Start Programs

---

**Program Authority (ies):** Public Law 110-134 Federal; Minn. Stat. 119A.50-119A.545

**Purpose:** Head Start & Early Head Start programs promote the school readiness of children ages birth to 5 from low-income families by supporting their development in a comprehensive way.

## Major Program Components

Comprehensive programming for children and their families. Head Start and Early Head Start services include education, health, nutrition, mental health and social services. Early Head Start serves pregnant mothers and children to age 3. Head Start serves 3 to 5 year olds from low-income families.

Programs are required to utilize research based curriculum and assessment tools which are developmentally appropriate. Programs must use an assessment tool to measure ongoing development and child outcomes at regular intervals over the program year.

Head Start and Early Head Start programs implement and are monitored by federal regulations set forth in the Head Start Act and the Performance standards [Head Start Policy and Performance Standards](#)

## Program Delivery (Setting)

Programs provide Early Head Start and Head Start services in centers, family child care homes, and child care centers or through home-based services.

### Center-based classrooms:

- By August 1, 2018, an Early Head Start center-based program must provide 1,380 annual hours of planned class operations for all enrolled children.
- By August 1, 2019, a center-based Head Start program must provide 1,020 annual hours of planned class operations over the course of at least eight months per year for at least 50 percent of its Head Start center-based funded enrollment.
- By August 1, 2021, a center-based Head Start program must provide 1,020 annual hours of planned class operations over the course of at least eight months per year for all of its Head Start center-based funded enrollment.

A Head Start program providing fewer than 1,020 annual hours of planned class operations or fewer than eight months of service is considered to meet the performance standard requirements section if its program schedule aligns with the annual hours required by its local education agency for grade one, and such alignment is necessary to support partnerships for service delivery.

(1) Classes must operate for a minimum of three and one-half hours, for part-day services and a minimum of six hours a day for full-day services.

(2) The annual number of required days of planned class operations (days when children are scheduled to attend) is determined by the number of days per week each program operates.

(3) Programs that operate for four days per week must provide at least 128 days per year of planned class operations. Programs that operate full-year services must provide at least 160 days per year of planned class operations.

Head Start grantees must develop and implement a system that actively encourages parents to participate in a minimum of two home visits annually for each child enrolled in a center-based program option. These visits must be initiated and carried out by the child's teacher.

A program must integrate parent and family engagement strategies into all systems and program services to support family well-being and promote children's learning and development. Programs are encouraged to develop innovative two-generation approaches that address prevalent needs of families across their program that may leverage community partnerships or other funding sources.

A Head Start program cannot expel or un-enroll a child from Head Start because of a child's behavior.

### Home-based option:

A Head Start home-based program must provide one home visit per week per family that lasts at least an hour and a half and provide a minimum of 32 visits per year. At a minimum, 16 group socialization activities must be distributed over the course of the program year.

Early Head Start (home based) requires 48 home visits annually and 22 group socializations annually.

A program that implements a home-based option must make up planned home visits or scheduled group socialization activities that were canceled by the program, and, to the extent possible, attempt to make up planned home visits canceled by the family, when this is necessary to meet the minimums described above.

### **Combination programs:**

Programs may ask to operate a locally designed program option, including a combination of program options, to better meet the unique needs of their communities or to demonstrate or test alternative approaches for providing program services. In order to operate a locally designed program option, they must seek a waiver and must deliver the full range of services, and demonstrate how any change to their program design is consistent with achieving program goals

### **Eligibility Criteria**

A program must annually establish selection criteria that weigh the prioritization of selection of participants, based on community needs identified in the community needs assessment. Criteria may include:

- Family income, whether the child is homeless, whether the child is in foster care.
- The child's age.
- Whether the child is eligible for special education and related services, or early intervention services, as appropriate, as determined under the Individuals with Disabilities Education Act (IDEA) (20 U.S.C. 1400 et seq.).
- Other relevant family or child risk factors.

If a program serves migrant or seasonal families, it must select participants according to criteria above and give priority to children whose families can demonstrate they have relocated frequently within the past two years to pursue agricultural work.

If a program operates in a service area where Head Start eligible children can enroll in high-quality publicly funded prekindergarten for a full school day, the program must prioritize younger children as part of the selection criteria above. If this priority would disrupt partnerships with local education agencies, then it is not required. An American Indian and Alaska Native or Migrant or Seasonal Head Start program must consider whether such prioritization is appropriate in their community.

A program must not deny enrollment based on a disability or chronic health condition or its severity.

***Children eligible for services under IDEA.*** (1) A program must ensure at least 10 percent of its total funded enrollment is filled by children eligible for services under IDEA, unless the responsible HHS official grants a waiver.

If the requirement in paragraph of this section has been met, children eligible for services under IDEA should be prioritized for the available slots in accordance with the program's selection criteria described in paragraph one.

***Waiting lists.*** A program must develop and maintain a waiting list that ranks children according to the program's selection criteria.

If a program serves homeless children or children in foster care, it must make efforts to maintain the child's enrollment regardless of whether the family or child moves to a different service area, or transition the child to a program in a different service area, as required in §1302.72(a), according to the family's needs.

***Reserved slots.*** If a program determines from the community assessment there are families experiencing homelessness in the area, or that there are children in foster care that could benefit from services, the program may reserve one or more enrollment slots for pregnant women and children experiencing homelessness, and children in foster care, when a vacancy occurs. No more than three percent of a program's funded enrollment slots may be reserved. If the reserved enrollment slot is not filled within 30 days, the enrollment slot becomes vacant and then must be filled in accordance with paragraph one of this section.

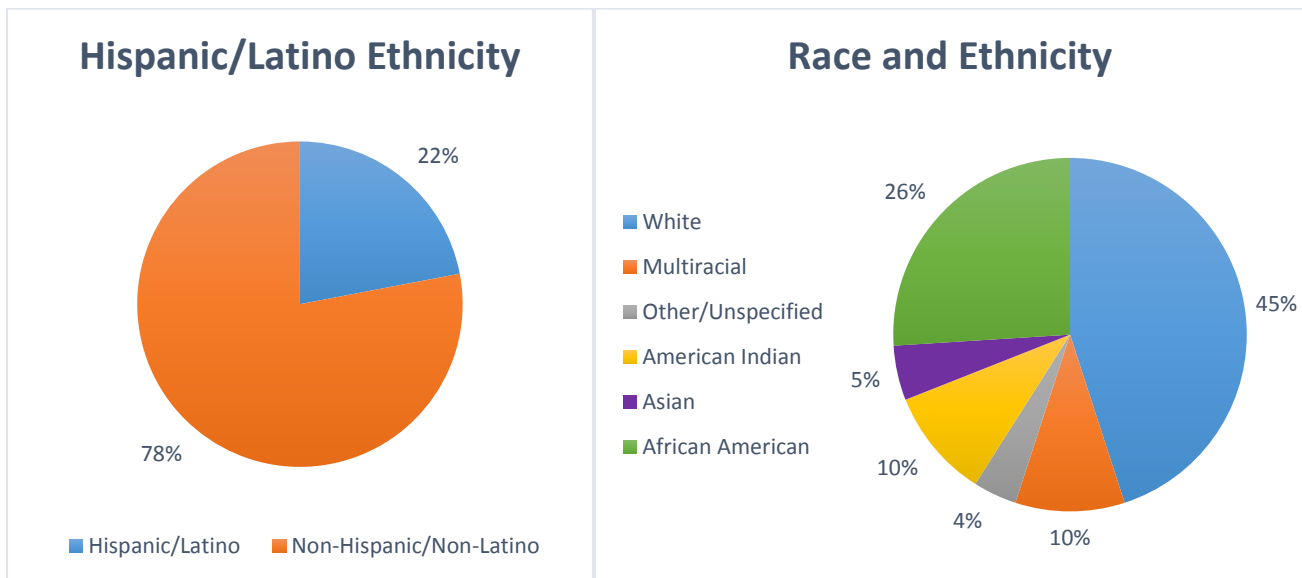
## Program Reach

Number of Programs & Geographic Areas Served	Number of Eligible Children	Number of Children/Families Participating	Number of Parents
33 federal grantees provide services including: <ul style="list-style-type: none"> <li>▪ 22 Community Action Agencies</li> <li>▪ 8 Tribal Governments</li> <li>▪ 2 Non-profit Agencies</li> <li>▪ 1 School District</li> </ul> Thirty-one Early Head Start programs serve pregnant women and families with infants and toddlers. One program serves migrant families with children birth to 5 years.	Number of eligible children based on 2016 American Community Survey, US Census Birth through two years: 28,149 Three through four years: 18,766 Total: 69,183	Less than 1 Year Old: 1324 1 Year Old: 1429 2 Years Old: 2300 3 Years Old: 5723 4 Years Old: 6369 5 Years and Older: 216 Pregnant Women: 202 2016-2017 School Year- 14,630 Total funded enrollment *(Source 2016-2017 Federal Program Information Report)	Total Number of Families 15,538 Two Parent Families 8071 Single Parent Families 7467 (Source 2016-2017 Federal PIR)

## Program Funding

Annual Funding by Source	Appropriated Cost per Participant
Federal: \$113.5million per year ( SFY2018) State General Fund: \$25.1 million ( SFY2018) Non-federal match: cash and/or in-kind that is at least 25 cents for every dollar received in federal funding.	(SFY2018) State average cost per child for Head Start \$9,029 State average cost per child for Early Head Start \$12,885

## Participant Demographics\*



Hispanic or Latino Origin: 4031  
 Non-Hispanic/Non-Latino Origin: 13,959  
 Race: 17,990- Total Cumulative Enrollment  
 American Indian/Alaska Native: 1753  
 Asian: 973

Black or African American: 4670  
Native Hawaiian/Pacific Islander: 33  
White: 8009  
Biracial or Multi-Racial: 1746  
Other Race: 396  
Unspecified Race: 152

\*(Source: 2016-2017 Federal Program Information Report)

### **Existing Program Evaluation**

The Head Start Impact Study and Follow-up, 2000-2009, is a national study to determine:

- a) The impact on school readiness of participants compared to similar children not enrolled, and
- b) Under which conditions Head Start works best and for which children.

Early Head Start Research and Evaluation Project (EHSRE), 1996-current, is a random-assignment national evaluation.

The Head Start Family and Child Experiences Survey (FACES), 1997-2010, and the Early Head Start Family and Child Experiences Study (Baby FACES), 2007-2012, describe the characteristics, experiences and outcomes of participants and characteristics of local programs.

### **History of Program**

Head Start began as a federal program in 1965 and was most recently federally reauthorized and amended in December 2007. New Head Start program performance standards were introduced in September, 2016. In 1988, the Minnesota Legislature first appropriated supplemental state funds. State funded Head Start programs are statutorily required to comply with federal Head Start requirements.



# School Nutrition Programs

**Program Authority (ies):** Minnesota Statutes, sections 124D.111 – 124D.1195; Child Nutrition Act of 1966; Richard B. Russell National School Lunch Act; Healthy, Hunger-Free Kids Act of 2010.

**Purpose:** The United States Department of Agriculture (USDA) Food and Nutrition Service administers several programs that provide healthy food to children including:

- National School Lunch Program
- School Breakfast Program
- After School Snack Program
- USDA Foods Program
- Fresh Fruit and Vegetable Program
- Special Milk Program

Two additional programs that grew out of the National School Lunch program, the Child and Adult Care Food Program and the Summer Food Service Program are addressed below. Administered by state agencies, each of these programs helps fight hunger and obesity by reimbursing organizations such as schools, child care centers, and after-school programs for providing healthy meals to children.

## Major Program Components

USDA and the state Legislature provides cash reimbursement to public schools, private nonprofit schools and residential child care institutions for nutritious meals and snacks served to children in preschool through grade 12. USDA also provides school program sponsors with domestic agricultural food products (USDA Foods program).

## Program Delivery (Setting)

Nutritious breakfasts, lunches and snacks are offered to students including in almost 700 sponsoring organizations in public schools, many private schools, most charter schools, as well as residential child care facilities.

## Eligibility Criteria

### Sponsorship:

Sponsoring organizations may participate in the National School Lunch Program and other school meal programs if it is responsible for the administration of one or more schools that meets the legal definition of a school or residential child care facility according to the USDA 7 CFR 210.2.

### Student Free or Reduced-Priced Meal:

Families may apply for meals served free or at a reduced-price based on the income level of the household. Residential child care institutions and juvenile correctional facilities may serve meals to children and youth 20 years of age or younger. Reimbursement for snacks served to children in after-school programs is based on the income level of the households living in the local area or the enrolled children.

## Program Funding

### Annual Funding by Source

USDA – uncapped for all eligible breakfast and lunch meals, @\$134,680,721 in SY17  
Minnesota General Fund – match for meals @\$30 million for SY17

## Program Reach

Number of Programs & Geographic Areas Served	Number of Eligible Children
In Minnesota, there are almost 700 school food authorities participating in the National School Lunch and/or Breakfast Program	All Children in Minnesota are eligible to participate.

## **Existing Program Evaluation**

USDA conducts a program management evaluation every three years. In addition, a program financial evaluation of all child nutrition programs is conducted every three years.

# Summer Food Service Program

---

**Program Authority (ies):** Richard B. Russell National School Lunch Act; Healthy, Hunger-Free Kids Act of 2010; Minn. Stat. section 124D.119

**Purpose:** The Summer Food Service Program, administered in Minnesota by the Minnesota Department of Education (MDE), provides reimbursements for healthy meals and snacks during the summer months when school is not in session.

## Major Program Components

USDA provides cash reimbursement to public and private schools, and other public and nonprofit sponsoring organizations, for nutritious meals and snacks served to children at summer meal sites that are open to all children age 18 and under. Some other sites participate as closed enrolled sites, such as children at summer camps.

Schools may participate in either the school lunch program, titled seamless summer, or summer food service program (SFSP).

## Program Delivery (Setting)

Schools, sites sponsored by private nonprofit organizations including faith-based organizations, sites sponsored by municipalities including park and recreation sites, and tribal organizations.

## Eligibility Criteria

Children may participate through age 18 at eligible summer sites. Most summer sites are eligible as open sites based on area eligibility documented by census data or school data that shows at least 50 percent of the children in the area qualify for free or reduced-price school meals. An open site is open to all children who participate at the site; the eligibility of the children who participate at the open site is not documented.

The eligibility of the closed enrolled sites are documented by the eligibility of the enrolled children at the site.

## Program Funding

### Annual Funding by Source

USDA provides uncapped funding for all eligible meals.

There was @ \$3,148,523 distributed for meal reimbursements in 2017  
General Fund contribution was \$150,000

## Program Reach

Number of Programs & Geographic Areas Served	Number of Eligible Children	Number of Children/Families Participating
In Minnesota, there are more than 900 sites that operate during the summer, sponsored by more than 200 public and private nonprofit sponsoring organizations.	The summer program serves about 18 percent of the 330,000 children who receive free and reduced-price meals during the school year.	Average daily participation during the summer is more than 60,000 children.

## History of Program

SFSP started out as a pilot program and became a separate child nutrition program in 1975.

# School Readiness

**Program Authority (ies):** Minn. Stat. 124D.15-124D.16

**Purpose:** To prepare children to enter kindergarten.

## Major Program Components

Comprehensive program based on early childhood research and professional practice that is focused on children’s cognitive, social, emotional, and physical skills and development and prepares children for the transition to kindergarten, including early literacy and language skills. Programs must assess each child’s cognitive and language skills with a comprehensive child assessment when the child enters and again before the child leaves the program to inform program planning and promote kindergarten readiness.

## Program Delivery (Setting)

Most school districts offer half-day or full-day preschool programs from one day to five days per week. Program supervisors are required to be licensed early childhood teachers or licensed parent educators. School districts may operate their own programs or contract with community early childhood programs or charter schools.

## Eligibility Criteria

Children 3 years to kindergarten entrance.

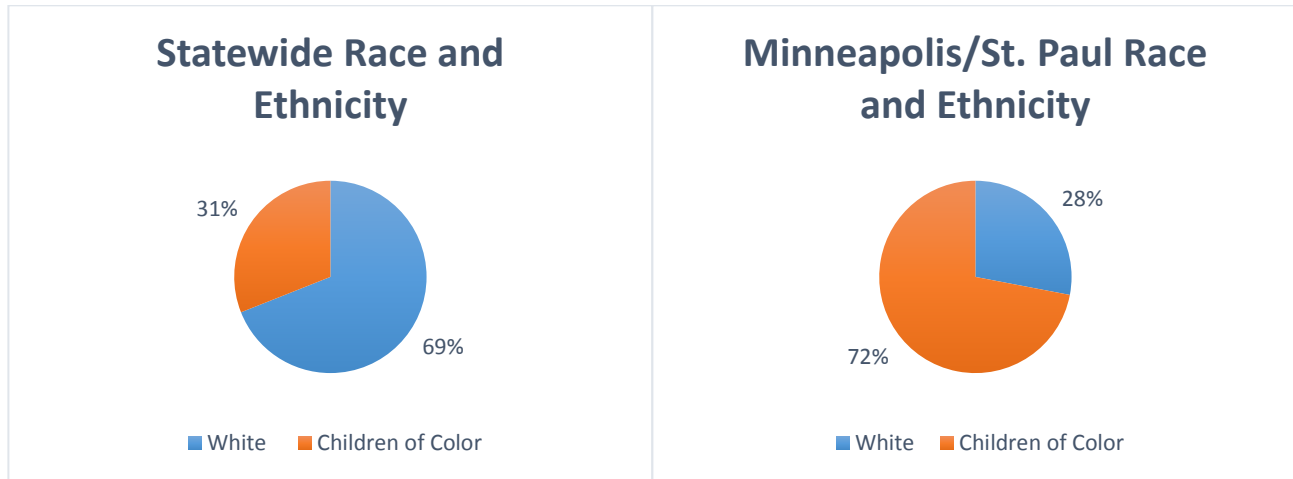
## Program Reach

Number of Programs & Geographic Areas Served	Number of Eligible Children	Number of Children/ Families Participating	Number of Parents
All school districts	Number eligible: 147,551 (FY2018)	Participants: 29,642 children	43,949 parents (FY2016)

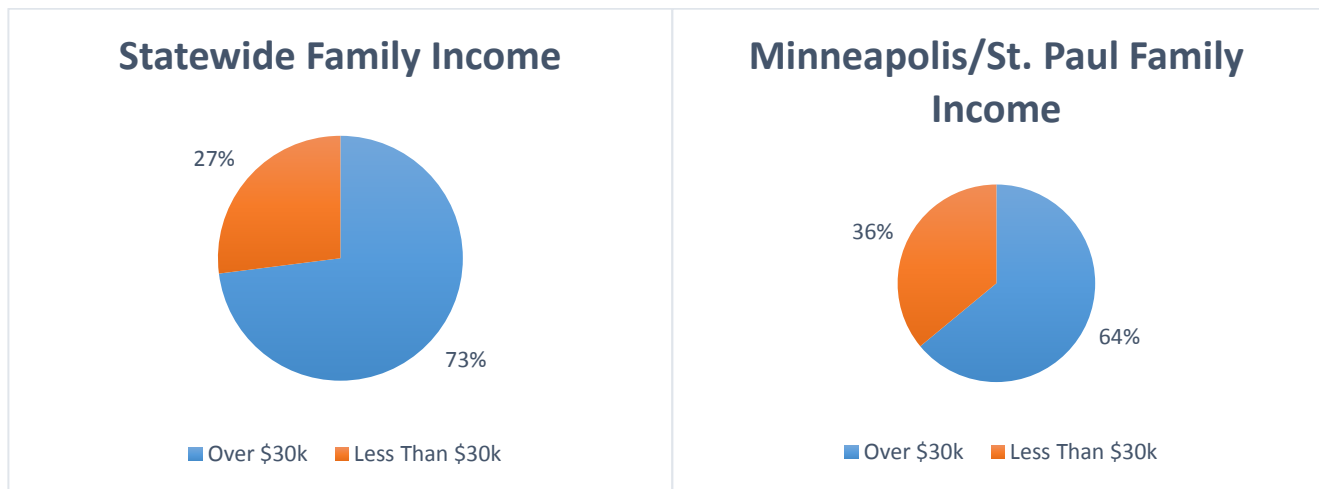
## Program Funding

Annual Funding by Source	Appropriated Cost per Participant
State General Fund: \$ 33.683 million per year (FY2018) State General Fund: \$10.095 million per year (FY2014) Parent Fees: Tuition and fees: \$19.5 million	\$1136 per participant per year. Funding is not allocated on a per-participant basis. The \$1136 was calculated by dividing the total state aid by the number of participating children. (FY2018)  Based on the funding formula (FY2018), districts receive varying amounts per year: \$1,941 (Milroy), \$19,373 (Cook County), \$226,804 (Owatonna), \$432,666 (Duluth), \$2,489,535 (Minneapolis), \$155,463 (Minnetonka), \$ 658,823 (St. Cloud), \$2,540,302 (St. Paul), \$84,381 (Thief River Falls).

## Participant Demographics:



## Family Income



## History of Program

The School Readiness program was established in 1991 and statutory changes in both 2005 and 2009 were made to improve preparation for kindergarten.

# School Readiness Plus

**Program Authority (ies):** Laws of Minnesota 2017, 1st Spec. Sess. chapter 5, article 8, section 9

**Purpose:** Prepare children for success as they enter kindergarten the following year.

## Major Program Components

School Readiness Plus programs must provide at least 350 hours of comprehensive program content and instructional practices that are aligned with state early learning guidelines and kindergarten standards. Instruction is designed to foster children’s social and emotional, cognitive (including language and literacy), physical and motor development and prepares children for their transition to kindergarten. Children’s skills are assessed upon entrance and exit of the program. Classrooms maintain a 1:10 ratio (maximum group size 20) and are led by appropriately licensed teachers who are knowledgeable in early childhood curriculum content, assessment, native and English language development programs, and instruction. Parents are involved in program planning and transition activities and the program coordinates with relevant community-based services including adult basic education, literacy, health and social services agencies/programs to ensure children have access to comprehensive services.

## Program Delivery (Setting)

A district, charter school, or groups of each may establish a school readiness plus program. School districts and charter schools submit a program design and site location worksheet identifying the site, number of children, calendar (days and hours) and mixed-delivery partners (Head Start, center-based childcare, family childcare, or community-based organization). The applications are ranked and allocations are made according to criteria prescribed by statute.

## Eligibility Criteria

Children must be age 4 by September 1 in the calendar year to participate in the program free of charge. Each child must complete a health and developmental screening within 90 days of program enrollment under sections 121A.16 to 121A.19, and provide documentation of required immunizations under section 121A.15. Children enrolled must also meet of the following eligibility requirements to enroll in the program:

- Qualify for free or reduced-price lunch
- An English language learner
- Homeless
- Has an individualized education program, or individual interagency intervention plan
- Identified through health and developmental screening—with a potential risk factor that may influence learning, or is in foster care.

## Program Funding

Annual Funding by Source	Appropriated Cost per Participant
Funding listed in FY17 Omnibus Bill for voluntary pre-kindergarten and school readiness plus: FY18: \$21,429,000 FY19: \$28,571,000 (\$2,381,000 for FY18 and \$26,190,000 for FY19)	Funding for the school readiness plus grade level is based on head counts and Average Daily Membership (ADM). Students are enrolled and designated as school readiness plus pre-kindergarten grade level students in state data system (MARSS). This entry generates general education funding as well as all pupil-driven formulas, including compensatory funds.  Elementary sites have been approved for a capped number of students and the ADM calculation (capped at .6) is based on the calendar information provided in the application the school submitted. Schools can only receive funding up to the approved number of students and ADM for each approved site

## Program Reach

Number of Programs & Geographic Areas Served	Number of Eligible Children	Number of Children/Families Participating
FY18—11 districts and charter schools at 14 sites	29,404 (estimate based on FY2016 data)— 4-year olds in Minnesota qualifying for free and reduced meals	340 (FY2018) children

## Existing Program Evaluation

Funded sites are encouraged to evaluate the program’s implementation and measure its impact through a continuous improvement process using information that is reported through MDE data systems—Minnesota Automated Reporting Student System (MARSS), Minnesota Common Course Catalog, Early Education Student (EE Student), and Staff Automated Report (STAR), as well as each child’s development assessed at program entry and exit. Districts/charter schools annually use the statutorily required World’s Best Work Force plan and summary process to include, analyze and report on the progress of school readiness goals in their district annually. The state also reviews this data to improve our guidance and support efforts.

## History of Program

School readiness plus was created, as a new early learning program in the 2017 legislative session and works in conjunction with voluntary prekindergarten. This program is targeted to 4-year-olds who demonstrate one or more risk factors. The funding allows districts, charter schools with recognized early learning programs, or a combination thereof, to incorporate a school readiness plus program into their E-12 system. Currently, school readiness plus is only funded for fiscal years 2018 and 2019.

# Voluntary Pre-Kindergarten

**Program Authority (ies):** Minn. Stat. 124D.151

**Purpose:** Prepare children for success as they enter kindergarten the following year.

## Major Program Components

Voluntary prekindergarten programs must provide at least 350 hours of play-based instruction to foster children’s social and emotional, cognitive, and physical and motor development, as well as language and literacy skills, including the native language and literacy skills of English learners, to the extent practicable. Children’s skills are assessed upon entrance and exit of the program. Classrooms maintain a 1:10 ratio (maximum group size 20) and are led by qualified teachers who are paid comparably to K-12 teachers. Parents are involved in program planning and transition activities and the program coordinates with relevant community-based services, including health and social services agencies to ensure children have access to comprehensive services. Teachers are provided with professional development training and coaching that is informed by using a teacher-child observation tool. Districts/charter schools are encouraged to include community partners in all professional development activities.

## Program Delivery (Setting)

A district, charter school, or a group of each may establish a voluntary prekindergarten program. School districts and charter schools submit a program design and site location worksheet identifying the site, number of children, calendar (days and hours) and mixed delivery partners (Head Start, center-based childcare, family childcare, or community based organization). The applications are ranked and allocations made according to criteria prescribed by statute.

## Eligibility Criteria

Children must be 4 years old by September 1 in the calendar year to participate in the program free of charge. Each child must complete a health and developmental screening within 90 days of program enrollment under sections 121A.16 to 121A.19, and provide documentation of required immunizations under section 121A.15. Families are also asked to submit economic information for food and nutrition service eligibility.

## Program Funding

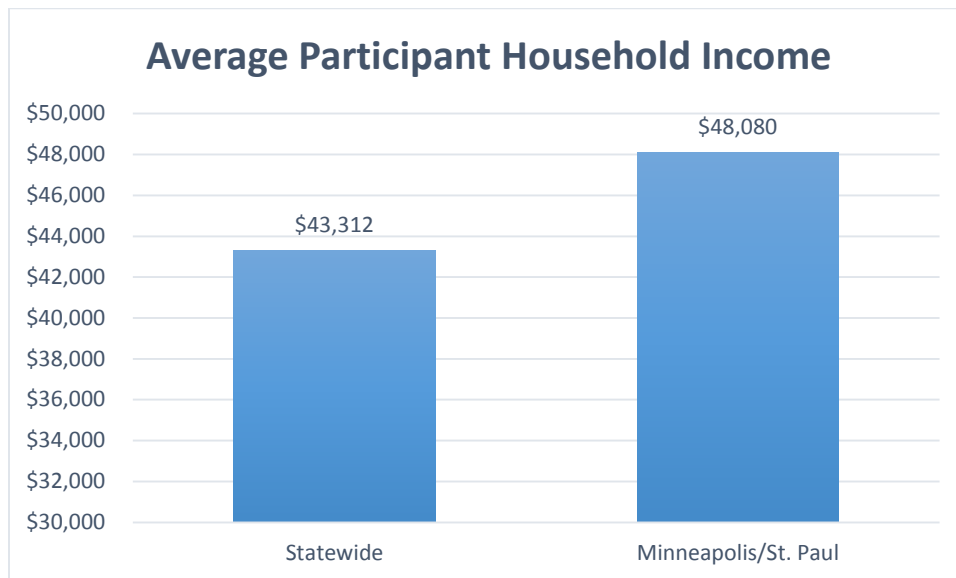
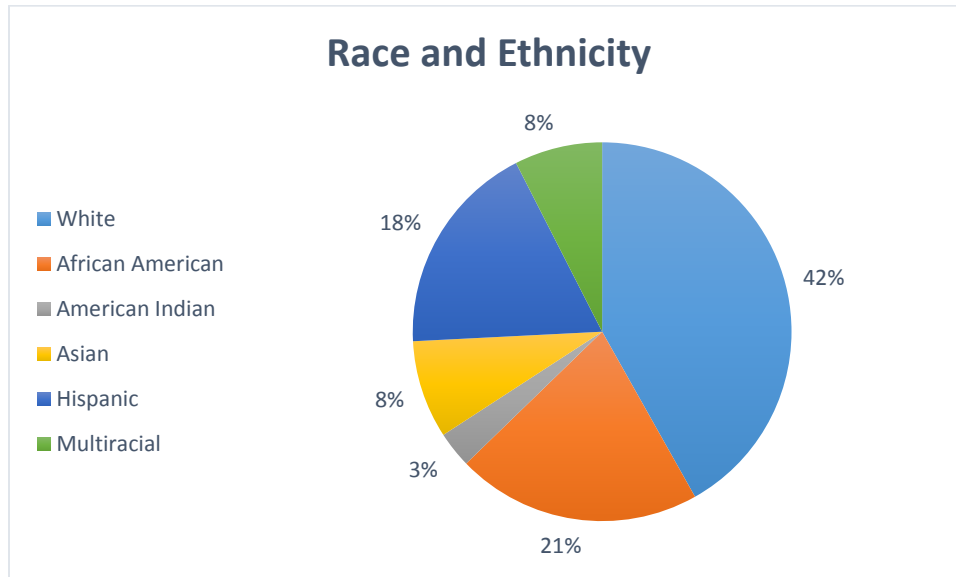
Annual Funding by Source	Appropriated Cost per Participant
From the FY16 Omnibus Bill for voluntary pre-kindergarten:  FY17 \$27,092,000; FY18 \$27,390,000; FY19 and Beyond \$26,399,000	Funding for voluntary pre-kindergarten grade level is based on head counts and Average Daily Membership (ADM). Students are enrolled and designated as voluntary pre-kindergarten grade level students in state data system (MARSS). This entry generates general education funding as well as all pupil-driven formulas including compensatory funds.  Elementary sites have been approved for a capped number of students and the ADM calculation (capped at .6) is based on the calendar information provided in the application the school submitted. Schools can only receive funding up to the approved number of students and ADM for each approved site.



## Program Reach

Number of Programs & Geographic Areas Served	Number of Eligible Children	Number of Children/ Families Participating
FY17--74 districts and charter schools at 107 sites  FY18—110 districts and charter schools at 183 sites	69,183 (estimate based on FY2016 data)—eligible 4-year olds in Minnesota	3,160 (FY2017) children 5,820 (FY2018) children

## Participant Demographics



## Existing Program Evaluation

By statute, funded programs are required to evaluate their implementation and to measure the impact of their programs on participating children. Districts/charters have an opportunity to participate in an evaluation plan developed by MDE or to develop and implement a site-specific plan. Data reported through the Minnesota Automated Reporting Student System (MARSS), Minnesota Common Course Catalog, Early Education (EE) Student, Staff Automated Report (STAR), and the statutorily required measurement of each child’s development at program entry and exit are used to understand program impact and support voluntary prekindergarten programs. Districts/charter schools use the statutorily required World’s Best Work Force plan and summary process to include, analyze and report on the

progress of school readiness goals in their district annually. The state also reviews this data to enhance guidance and support efforts.

## **History of Program**

Voluntary prekindergarten was established by Governor Dayton and the 2016 Minnesota Legislature for the purpose of preparing children for success as they enter kindergarten the following year. The funding allows districts, charter schools with recognized early learning programs, or a combination thereof, to incorporate a voluntary preK program into their E-12 system. Districts funded initially during 2016-17 will receive ongoing funding in years ahead for voluntary prekindergarten. New two-year preschool funding in 2017-18 was spread between voluntary prekindergarten and school readiness plus programs. It ends at the end of FY19.

# Child & Adult Care Food Program

**Program Authority (ies):** Child Nutrition Act of 1966; Richard B. Russell National School Lunch Act; Healthy, Hunger-Free Kids Act of 2010.

**Purpose:** The Child and Adult Care Food Program (CACFP), administered in Minnesota by MDE, helps fight hunger and obesity by providing reimbursements for healthy meals and snacks served at afterschool programs, child care centers, family day care homes, and adult care centers.

## Major Program Components

Meals and snacks for:

- Afterschool school programs in schools and other community based nonprofits
- Licensed child care (centers and family day care homes)
- Licensed adult care (day programs)

## Program Delivery (Setting)

- Child care centers, including Head Start centers, at-risk afterschool programs and homeless shelters
- Family day care homes that are sponsored
- Adult care centers (day programs)

## Eligibility Criteria

Public and private nonprofit sponsoring organizations may participate for one or more sites that provide licensed child care or adult day programs. For-profit organizations may participate at sites where at least 25 percent of families meet eligibility criteria for low-income households.

Centers qualify for higher program reimbursements in proportion to how many participants meet eligibility criteria for low-income households.

Family day care homes may qualify for higher program reimbursements based on location in a low-income area or how many participants meet eligibility criteria for low-income households.

## Program Reach

Number of Programs & Geographic Areas Served	Number of Eligible Children	Number of Children/Families Participating
In Minnesota, there are more than 7000 total sites, 800 of which are centers.	All children 0-18 years are eligible to participate.	In Minnesota, the average daily attendance at all sites is more than 91,000. Over 90,000 are enrolled children and more than 1000 are enrolled adults.

## Program Funding

USDA provides uncapped funding for all eligible meals. For FY17, \$63,513,117 was distributed to CACFP sponsors for meal reimbursements.

## Existing Program Evaluation

USDA conducts a management evaluation every three years. A financial evaluation is also conducted every three years. The Minnesota Legislative Auditor's Office just completed a single program audit of the program in 2017.

## History of Program

Congress authorized the Child Care Food Program in 1968. Adult day care centers were added in 1987 and the program became the Child and Adult Care Food Program.

# Kindergarten Entry Profile

**Program Authority (ies):** Minn. Stat.124D.162

**Purpose:** To assess the readiness of a sample of incoming kindergarteners. The initiative is designed to support districts, school administrators and teachers in measuring children’s status at the beginning of kindergarten to inform their practice and programming.

## Major Program Components

The major program components for the Kindergarten Entry Profile (KEP) include:

- (1) Establishing a menu of KEP approved assessment tools that: (a) are developmentally appropriate; (b) produce valid and reliable data; (c) are aligned to the Early Childhood Indicators of Progress (ECIPs) and Minnesota kindergarten academic standards; (d) provide teachers and administrators with real-time data;
- (2) Creating a voluntary process for districts/charter schools to participate in the KEP;
- (3) Providing training and technical assistance for districts/charter schools on the approved assessment tools; and
- (4) Collecting child-level assessment data from districts within the first 8-10 weeks of kindergarten entry.

## Program Delivery (Setting)

The district/charter school-selected assessment tool is administered by teachers and other instructional staff (as determined by the district). Children are assessed using authentic (observational as well as work samples) assessment methods which are embedded in activities throughout the instructional day.

## Eligibility Criteria

All districts/charter schools serving kindergarten students are eligible to participate in the KEP.

## Program Reach

Number of Programs & Geographic Areas Served	Number of Eligible Children	Number of Children/ Families Participating
Current funding allows for a maximum 10 percent voluntary sample each year. Due to the voluntary nature of the initiative, the sample has, to-date, not been representative of all kindergarteners across the state, though efforts have been made to recruit a representative sample.	63,356 children are eligible for the kindergarten readiness assessment based on 2016–2017 enrollment data.	Over the years, the participation rate has steadily increased from less than 1 percent of kindergartners in SY2013-14 to nearly 6 percent in SY 16-17, approaching the goal of a 10 percent participation rate.

## Program Funding

State: \$281,000 (FY 2017)

## Participant Demographics:

While efforts are made to obtain a representative sample of kindergartners, the voluntary nature of the initiative results in a sample that is not representative of kindergartners across the state. Subsequently, generalizations about the data should not be made. Reports on the initiative typically discuss the representatives (or lack of) the sample, including special education status, race/ethnicity, free and reduced-priced lunch status, and English learner students.

## Existing Program Evaluation

No formal external evaluation exists for this program. However, the Minnesota Department of Education collects data from participants in the KEP in order to produce the School Readiness Study, which report about what children know

and are able to do at the beginning of kindergarten. The data in the School Readiness Study is aggregated at the state level.

All tools on the KEP list provide real-time data to schools in order to help guide instructional planning and teaching practices based on the learning needs of kindergarten students. Additionally, the Minnesota Department of Education provides each district with an analysis of their data. These analyses provide districts with a picture of whether their students met or exceeded age expectations according to the state early learning standards (or ECIPs) upon kindergarten entry.

Districts/charter schools are encouraged to review their data with an eye towards making informed programmatic decisions (e.g., curriculum or lesson plans) that support coherence in teaching and learning, tailoring instruction, designing and offering meaningful professional development, and informing other initiatives like the World's Best Workforce.

## **History of Program**

Originally known as the School Readiness study, the name was changed to the Kindergarten Entry Profile in 2014. This change was intended to represent a shift from measuring school readiness to a more complete and developmentally appropriate image of a child entering kindergarten. The KEP now provides districts/charter schools with a menu of high-quality assessment tools that look at whole-child development.

# Help Me Grow

**Program Authority (ies):** 34 CFR §303.302 and 303.

**Purpose:** Minnesota’s Help Me Grow initiative provides information and resources that will help parents, professionals, and community members identify children who may be experiencing delays in their development. Help me Grow provides information that will equip those who interact with young children (birth to kindergarten) to better monitor each child’s development.

## Major Program Components

1. Interagency initiative of the state of Minnesota (Departments of Education, Health and Human Services) partnering with all local service agencies.
2. Statewide child find system for children birth to kindergarten entry is implemented through 12 interagency early intervention committees (IEICs) that conduct outreach activities targeted to the general population, as well as specific groups and primary referral sources within their regional boundaries.
3. The Minnesota Help Me Grow website contains information on developmental milestones (all in multiple languages), useful articles about and to support healthy development, resources for parents and professionals and the online referral portal.
4. A secure online referral portal through which submitted referrals are sent directly to the local school districts. Checks and balances are in place at the state level to ensure all referrals are picked up by the districts according to state policy.

## Program Delivery (Setting)

Child find, public awareness, and outreach activities are carried out statewide by the IEICs. Every school district has a local intake protocol in place to receive and process referrals in a secure and timely manner.

## Eligibility Criteria

Anyone may refer a child for whom there is a developmental concern through Help Me Grow, either via phone or online.

## Program Reach

Number of Programs & Geographic Areas Served	Number of Children/ Families Participating
12 Regional IEICs covering the entire state of Minnesota.	Number of referrals received through Help Me Grow: 2015: 12,912 2016: 15,768 2017 (through October 31): 15,823

## Program Funding

### Annual Funding by Source

Federal IDEA Part C: \$767,526.90 (FFY 2017)

## Participant Demographics:

Data is tracked by referral source – parents, professionals, and friends, family members and others; as well as by age and by age and county/tribal area.

2017 referral data through October 31:

Parents: 3111

Professionals: 12559

Friends, family members and others: 153

2017 referral data through October 31:

Birth through 1 year: 4063

1 year: 3667

2 years: 3754

3 years: 2471

4 years: 1273

5 years: 378

Older than 5 but not yet in kindergarten: 31

All 87 counties and 3 tribes were represented in the referral data through October 31, 2017.

## **Existing Program Evaluation**

IEICs are just beginning to evaluate their outreach efforts, which is included as a goal in their 2017-2018 work plans. This topic is discussed regularly on monthly phone calls with IEIC chairs and co-chairs as well as at the annual IEIC workshop day.

## **History of Program**

The Minnesota Department of Education started Help Me Grow as a 1-866 referral number back in 2009. The reason for the 1-866 phone number was to assist primary referral sources in making referrals, enabling them to make one call vs. trying to determine which school district the child lives in prior to making a referral, thereby removing one potential barrier to a child being referred. The online referral system was launched on June 23, 2014. At around that same time, the state began to roll out a statewide marketing campaign to standardize the look and feel of the Help Me Grow initiative in collaboration with the Region 11 IEIC and a marketing firm. These efforts led to a sharp and steady increase in the number of referrals received either by phone or through the online system that continues today (the number of referrals through October 31, 2017 has already surpassed the total number of referrals received for all of 2016).

Vision for Expanded Help Me Grow: Drawing upon the successes of the current Help Me Grow and with the strong support of early childhood stakeholders across all sectors, the Minnesota Departments of Education, Health and Human Services are working together to expand the current system. The vision for expanded HMG is a coordinated, statewide system that will effectively connect children, families and providers to a broad array of information and existing services and supports in Minnesota. The model has four essential program components:

1. Centralized access system will assist families and children to get connected with appropriate services and programs. It includes: 1) A comprehensive searchable resource database; 2) A virtual online navigator tool; and 3) A referral and follow-up system, including phone assistance and an online chat function.
2. Community and Family Engagement: Building relationships with families and communities to promote the use of expanded HMG.
3. Healthcare Provider Outreach: Engaging providers to support early detection and intervention.
4. Data Collection: Identify gaps and barriers of Minnesota's early childhood system to inform funding and policy decisions; support coordination across child and family services.

# MINNESOTA DEPARTMENT OF HEALTH

## Children & Youth with Special Health Needs (CYSHN) Newborn Screening and Birth Defects Follow Up

---

**Program Authority (ies):** Minnesota Statutes 144.125-144.128 (Newborn Bloodspot Screening), 144.966 (Newborn Hearing Screening), 144.1251 (Critical Congenital Heart Conditions), and 144.2215-144.2219 (Birth Defects Information System)

**Purpose:** To assure CYSHN and their families are connected to necessary services so that CYSHN reach their best health and quality of life.

### Major Program Components

Supporting families with a newborn screening condition or birth defect by referring to local, state, and national resources, and to other families or peers.

Consulting with specialists, interventionists, and families to support best practices for CYSHN and their families.

Working with families to receive coordinated, ongoing, comprehensive care within a medical home.

Monitoring outcomes to improve systems that serve CYSHN.

### Program Delivery (Setting)

Public health nurses at local health departments or state staff offer these services.

### Eligibility Criteria

All infants and young children identified with a newborn screening condition (including bloodspot, hearing loss or critical congenital heart conditions) or with a specific birth defect diagnosed by age one.

### Program Reach

Number of Programs & Geographic Areas Served	Number of Eligible Children	Number of Children/ Families Participating
Statewide	Approximately 2,300 children	2,254 children and families in 2014 <ul style="list-style-type: none"><li>1872 children &amp; families with a birth defect</li><li>226 children &amp; families with hearing loss</li><li>156 children &amp; families with a bloodspot condition</li></ul>

### Program Funding

Fee: \$962,000; Federal: \$50,000; State: \$215,000 (SFY18 budget)

### Existing Program Evaluation

The program reports annually on a comprehensive set of indicators and Results Based Accountability Measures.

### History of Program

The Minnesota Department of Health (MDH) has screened and provided follow-up services to newborns for rare, hidden disorders since 1965. Birth defects monitoring began in 2005 and started expanding statewide in 2010.



# Family Home Visiting (FHV) Program

**Program Authority (ies):** Minnesota Statutes 145A.17 and the Social Security Act, Title V, Section 511 (42 U.S.C. §711), as amended by Section 2951 of the Patient Protection and Affordable Care Act of 2010 (Public Law 111-148). Reauthorization and appropriation for FFY 2016 provided through Medicare Access and CHIP Reauthorization Act (Public Law 114-10)

**Purpose:** Provides social, emotional, and parenting support to pregnant women and new mothers. Links families to resources in their communities.

## Major Program Components

Family Home Visiting is a voluntary service delivered prenatally through the early years of a child's life. Family home visiting services aim to:

- link pregnant women with prenatal care,
- support parents early in their role as a child's first teacher,
- ensure that very young children develop in safe and healthy environments, and,
- provide parenting skills and support that decrease the risk of child abuse.

Depending on assessments and family goals, a family works with a trained home visitor for up to two years or more. Through consistent and planned home visits, parents and caregivers learn how to improve their family's health and provide better opportunities for their children.

## Program Delivery (Setting)

Services delivered in the family's home.

## Eligibility Criteria

Priority given to the following families with the following characteristics:

- Low-income, first time mothers;
- Pregnant women under age 21;
- A history of child abuse or neglect or have had interactions with child welfare services;
- A history of substance abuse or need substance abuse treatment
- Children with developmental delays or disabilities;
- Include individuals who are serving or formerly served in the Armed Forces

## Program Reach

Number of Programs & Geographic Areas Served	Number of Eligible Children
Statewide	109,000 children ages 0-4 in living at or below 200% of the federal poverty level.

## Program Funding

Federal \$16.36 million; State \$8.29 million (SFY18) increasing to \$18.79 million/year (SFY19).

## Existing Program Evaluation

The program reports annually and a list of outcome and performance measures.

## History of Program

The Minnesota Department of Health has provided technical assistance and funding to support family home visiting services for over 20 years.

# Follow Along Program

**Program Authority (ies):** Minn. Stat. 125A.30

**Purpose:** To provide early childhood developmental and social-emotional guidance, screening, referral and follow-up to community services for parents and caregivers of children 0-36 months of age.

## Major Program Components

- Increase the awareness and availability of screening resources and services for young children within the community..
- Assure health, developmental and social emotional concerns of young children are identified as early as possible. .
- Support families in their role as caregivers by providing information on growth and development and resources and services available in the community.
- Monitor and provide feedback to caregivers on the developmental and social-emotional health of young children using the Ages & Stages Questionnaires™.
- Assure families are connected with prevention and intervention services through local public health, education and human services programs.
- Provide population-level outcomes of developmental and social-emotional screening, referrals to community services, and follow up activities.

## Program Delivery (Setting)

Local public health agencies typically offer and provide these services through the mail, however program enrollment, screening and connecting with families about concerns often happens during WIC clinic visits, family home visits, and C&TC clinic visits.

## Eligibility Criteria

Ninety percent of Minnesota counties providing this program offer these services to all families that have a child 0-36 months.

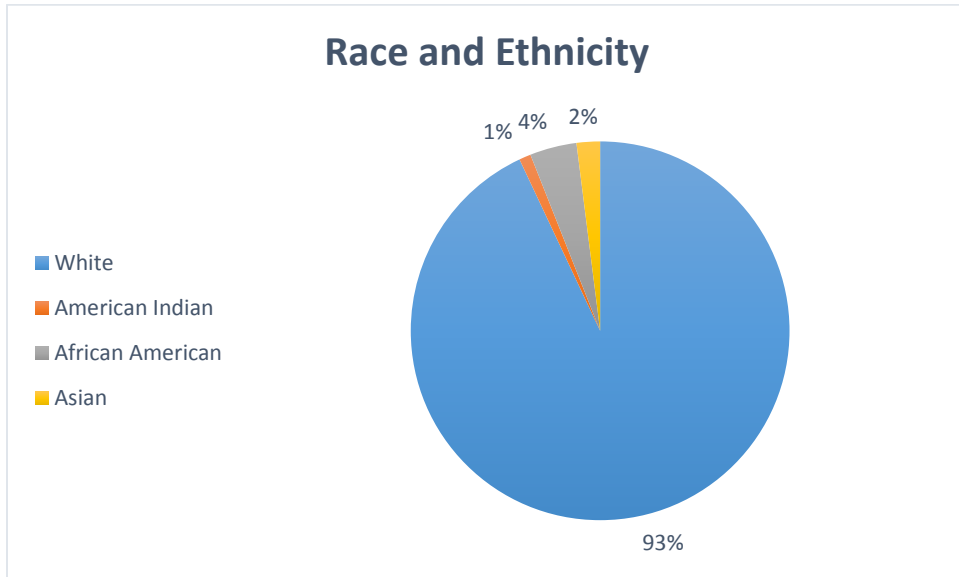
## Program Reach

Number of Programs & Geographic Areas Served	Number of Eligible Children	Number of Children/ Families Participating
80 counties provide program services. Not currently offered in Anoka, Ramsey, Blue Earth, Crow Wing, Faribault, Martin, and Stearns counties.	The denominator will be the total population of children 0-36 months.	26,849 (2016)

## Program Funding

Annual Funding by Source	Appropriated Cost per Participant
State Funds: \$115,000, as well as local county contributions. Part C funds through MDH/MDE Interagency Agreement \$200,000.	Average of \$40 per child/per year.

## Participant Demographics



### Existing Program Evaluation

- Quarterly and annual data submission and review (aggregate)
- Periodic family satisfaction surveys at local level
- FAP Index of Standards annual assessment

### History of Program

The Follow Along Program (FAP) started in several SW MN counties in 1988 and has spread statewide with programs in four tribal communities and 85 of the 87 counties over the years. The program is currently provided in 80 out of the 87 counties. Parents with a newborn are offered enrollment in the FAP, which provides access to periodic developmental and social-emotional guidance, screening tools and appropriate referral and follow up activities

# Positive Alternatives

**Program Authority (ies):** MN State Statute 145.4235

**Purpose:** To promote healthy pregnancy outcomes and assist pregnant and parenting women of infants in caring for their children.

## Major Program Components

Positive Alternatives grantees are required to provide information on, referral to, and assistance with securing necessary services that support, encourage and assist women in carrying their pregnancies to term and caring for their babies after birth, or in making an adoption plan. Necessary services include, but are not limited to:

- Medical care
- Nutrition services
- Housing assistance
- Adoption services
- Education and employment assistance, including services that support the continuation and completion of high school
- Childcare assistance
- Parenting education and support services.

## Program Delivery (Setting):

Statewide access through a number of non-profit agencies.

## Eligibility Criteria:

Pregnant and parenting women with infants up to the age of one.

## Program Reach

Number of Programs & Geographic Areas Served	Number of Children/ Families Participating
Statewide – Currently there are 34 grantees providing services at 41 sites though out the state	7,372 women received over 73,407 separate services in 2017. Among these were: <ul style="list-style-type: none"><li>▪ 1,907 women attended car seat safety classes and/or were provided a car seat</li><li>▪ 5,743 women received infant sleep safety education</li><li>▪ 1,954 women who did not have a crib were provided a safe bed for their infants</li><li>▪ 3,099 women received shaken baby prevention education</li><li>▪ 3,007 women received child abuse prevention information</li></ul>

## Program Funding:

\$3,357,000 in State Funds annually

## Existing Program Evaluation

Outcome and performance measures are collected annually.

## History of Program

Positive Alternatives was enacted by the 2005 Minnesota Legislature

# Women, Infants & Children (WIC) Program

**Program Authority (ies):** 7 CFR 246 under section 17 of Child Nutrition Act of 1966 (42 U.S.C. 1786), Healthy Hunger-Free Kids Act of 2010 - P.L. 111-296

**Purpose:** WIC is a public health nutrition program serving pregnant, breastfeeding or postpartum women, infants and children up to age five.

## Major Program Components

- Provides nutrition education and counseling
- Nutritious foods,
- Referrals to health and other social services agencies.
- Encourages and provides breastfeeding support.

## Program Delivery (Setting)

Services delivered through WIC clinics located across Minnesota.

## Eligibility Criteria

- Pregnant, breastfeeding, or post-partum woman, infants, and children under age five.
- Live in Minnesota
- Meet income guidelines of under 185% of federal poverty level or be currently enrolled in Minnesota's Health Care Programs (Medicaid) or certain other programs.

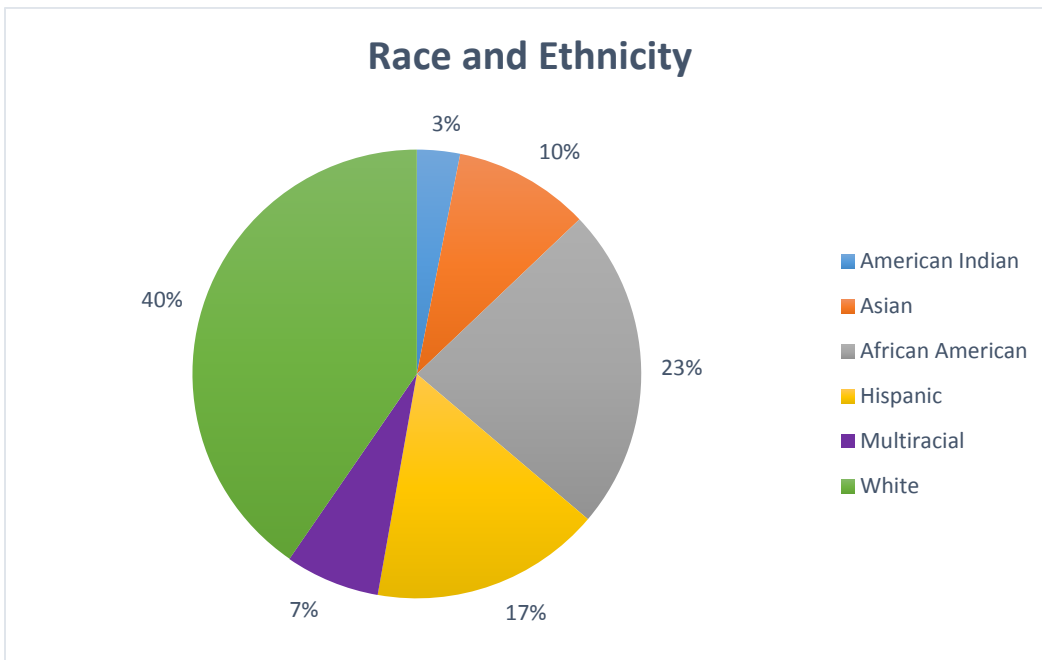
## Program Reach

Number of Programs & Geographic Areas Served	Number of Eligible Children	Number of Children/ Families Participating	Number of Parents
WIC offers services in 194 clinic sites throughout the state and on tribal lands.	209,090 – Estimate of statewide eligible infants and children.	135,390 – Unduplicated count for infants and children for 2016  Currently serving 91.4% of eligible infants and 54.3% of eligible children per USDA 2014 data– 4th highest coverage rate in nation	52,646 – Unduplicated women for calendar year 2016

## Program Funding

Annual Funding by Source	Appropriated Cost per Participant
Food Grant (FFY 16) - \$66,789,541 Nutrition services and Administration Grant (FFY 16)-\$31,885,883 Infant Formula Rebate (used to enhance the Food Grant) (FFY 16)- \$26,208,494	The annual per participant cost in fiscal year 2016 was \$525 based on food and NSA grant totals/unduplicated number of participants.

## Participant Demographics



**Family Income:** At or below 185% of poverty guidelines or participating in the Minnesota Health Care Program or other programs as outlined in the MN WIC state plan.

### Existing Program Evaluation

Participation in WIC is associated with fewer low birth weight infants and decreased rates of childhood obesity. The WIC peer breastfeeding support program advances health equity by increasing rates of breastfeeding initiation and duration in all race/ethnic groups. WIC has information on health indicators including weight status, anemia, breastfeeding, smoking status, and participation by demographics and geographic location. These data, including geo mapping and fact sheets can be found at [WIC Reports](#)

### History of Program

Federal WIC legislation enacted in 1972. The WIC Program began in Minnesota in 1973 with a pilot project in Minneapolis.

# MINNESOTA DEPARTMENT OF HUMAN SERVICES

## Child Care Assistance Program (CCAP)

---

**Program Authority(ies):** Federal law [Child Care and Development Block Grant Act of 2014, Public Law 113-186, 45 C.F.R. § 98]; Minn. Stat., Chapter 119B; and Minn. Rules, Chapter 3400. Federal law provides basic parameters that must be met; the state has flexibility to shape the program within these parameters. Some county optional policies are allowed.

**Purpose:** To subsidize child care costs for low-income families so that:

- Parents can work and/or attend school, and
- Children are well cared for and prepared for Kindergarten.

CCAP serves families currently or recently receiving Minnesota Family Investment Program (MFIP) or Diversionary Work Program (DWP, Minnesota's cash assistance programs) through MFIP and Transition Year (TY) child care. Basic Sliding Fee (BSF) Child Care serves other low-income families.

### Major Program Components

Family income must be at or below the income entrance level (47 percent of state median income (SMI) or 67 percent SMI) to enter CCAP. Families remain eligible until their income exceeds 67 percent SMI at redetermination or 85 percent SMI during the eligibility period. Families with incomes from 75 percent Federal Poverty Guidelines (FPG) to just below the FPG pay \$2 biweekly to the provider. Co-payments increase as income increases. A family of three earning 50 percent of the state median income (\$40,385) would have a total biweekly child care copayment of \$93 for all children in child care.

MFIP/TY child care is fully funded; all eligible families are served. BSF is a capped appropriation. If projected costs exceed a county's allocation, it places eligible families on waiting lists. Waiting lists are grouped by priority status, as identified in statute. [Minn. Stat. 119B.03, subds. 2 and 4]

### Program Delivery (Setting)

County social service agencies verify eligibility of families, but families choose child care providers. These may be licensed child care centers, family child care homes, and license-exempt centers (i.e., school-age programs run by schools), or legally non-licensed providers. CCAP pays providers on behalf of parents.

### Eligibility Criteria

Eligibility is based on parents' income and activities, as follows:

- Income at application must be at or below 67 percent of SMI for MFIP child care, and at or below 47 percent of SMI for BSF child care (47 percent of SMI is \$37,961 for a family of three)
- If family income exceeds 67 percent of SMI at redetermination (\$54,115) or 85 percent of SMI during the eligibility period (\$68,654), they are no longer eligible
- Children must be age 12 or younger, or 13 or 14 years if they have special needs
- Parents must be in work, job search, or training/school activities
- Parents must cooperate with child support for all children in a family if a parent is absent.

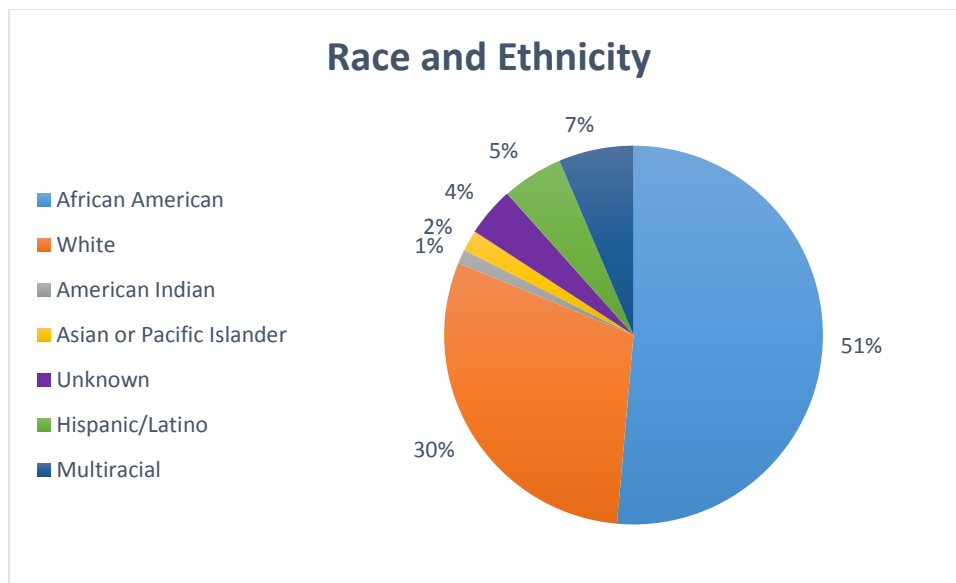
## Program Reach

Number of Programs and Geographic Areas Served	Number of Children/Families Participating
The program is available in every Minnesota county. There are 79 agencies that administer the program.	Monthly average of 14,555 families and 29,168 children (SFY2017)

## Program Funding

Annual Funding by Source	Appropriated Cost per Participant
<p>Child Care Assistance Program funding for 2017 was \$248 million. This includes:</p> <ul style="list-style-type: none"> <li>▪ \$154 million, including federal and state funding for Minnesota Family Investment Program child care assistance</li> <li>▪ \$95 million, including federal, state and county funding for Basic Sliding Fee child care assistance.</li> </ul>	The annualized monthly average direct service cost per family in MFIP/TY is \$20,076. For BSF, the annualized monthly average direct service cost per family is \$13,704 (SFY2017).

## Participant Demographics



## History of Program

In 1980, the Child Care Assistance Program began as a pilot in 15 counties with a funding level of \$1.5 million.



# Diversionsary Work Program (DWP)

**Program Authority(ies):** Federal: Public Law 104-193, updated in Public Law 109-171  
Minn. Stat. 256J.95

**Purpose:** To provide short-term services and supports to families which will lead to unsubsidized employment, increased economic stability and reduced risk of those families needing longer-term assistance.

## Major Program Components

- Four months of cash assistance (the program directly pays housing costs –a family can receive as cash any difference between the assistance amount and their housing/utility costs)
- Work requirements
- Employment services.

## Program Delivery (Setting)

County human services agencies determine eligibility, calculate the amount of benefit families are eligible for, and deliver or contract for employment services. County staff, nonprofits, public workforce centers and tribal agencies deliver employment services.

## Eligibility Criteria

Families with parents who are eligible for the Minnesota Family Investment Program but who:

- Did not receive cash assistance in Minnesota in the past 12 months
- Are not a minor parent
- Do not have a child 12 months or younger
- Have not received 60 months or more of Temporary Assistance for Needy Families assistance.

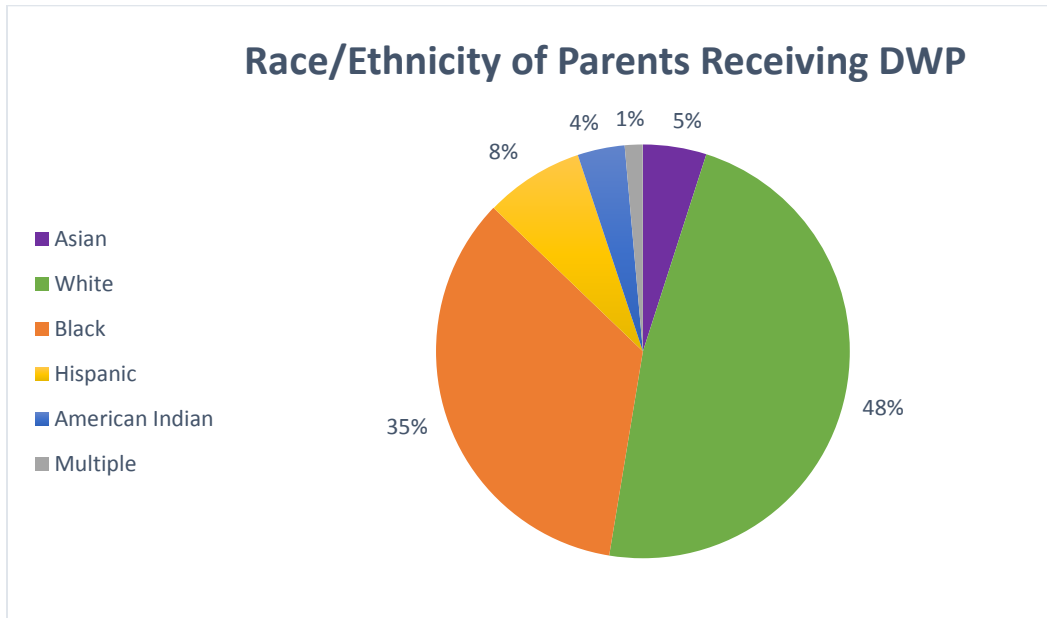
## Program Reach

Number of Programs and Geographic Areas Served	Number of Children/Families Participating	Number of Parents
The program is statewide.	In December 2016: 8,596 people were served, including 3,159 adults and 5,437 children.	In December 2016: 3,159 (Almost all adults receiving assistance through the Diversionsary Work Program are parents.)

## Program Funding

Annual Funding by Source	Appropriated Cost per Participant
In 2016, the sources of funding were: <ul style="list-style-type: none"> <li>▪ \$11.16 million federal TANF block grant funds</li> <li>▪ \$126,742 in state funding</li> </ul>	In November 2017, the Diversionsary Work Program paid out an average monthly benefit of \$374 per case, or \$119 per person.

## Participant Demographics



**Family Income:** 48.6 percent of parents receiving assistance through the Diversionary Work Program were working in December 2016. Median monthly earnings were \$1,495. The remainder of families relied on DWP grants, which is at deep-poverty level. [December 2016 data]

### Existing Program Evaluation

The Minnesota Department of Human Services produces: Monthly caseload reports; quarterly county-level reports that include the Self-Support Index (which tracks how many parents discontinue assistance or are working at least 30 hours a week over three-year periods), and occasional special reports.

### History of Program

The 2003 Minnesota Legislature established the program effective July 1, 2004. It is intended to divert families from needing on-going assistance through the Minnesota Family Investment Program.

# Migrant Child Care/Child Care Development Grants

**Program Authority(ies):** Title XX Federal Block Grant

**Purpose:** To provide and coordinate child care services for migrant children and families through licensed family child care homes and licensed child care centers. The program is delivered in collaboration with the Migrant Head Start program in many settings.

## Major Program Components

- Supervision and coordination of Migrant Head Start centers.
- Provision of bilingual/bi-cultural child care services (Spanish/English) to children served in Migrant Head Start/child care centers/classrooms and family child care homes based on current needs identified by the program
- Provision and coordination of family support services, including transportation, referrals to other services and health screening.

## Program Delivery (Setting)

The Migrant Child Care program offers comprehensive child development services for migrant children ages birth to 5 and older siblings. The program is delivered through licensed family child care homes and child care centers in collaboration with Migrant Head Start program sites and administered through a grant to the Tri-Valley Opportunity Council, Inc. All sites are held to high quality standards and each site is assessed and approved by the Tri-Valley Opportunity Council before children are placed in care.

## Eligibility Criteria

Children whose parents, guardians or current caretakers have changed residence within the past 24 months, either between states or from county to county within the state, in order to obtain employment in a temporary or seasonal agricultural activity. Program guidelines include the following:

- Eligibility of children to receive migrant and seasonal child care services is determined according to the Minnesota Department of Education’s Head Start eligibility criteria
- Priority for services are given to children whose family’s income is below the poverty level (federal Head Start poverty guideline)
- Migrant child care offers comprehensive child development services for children birth to 5 and older siblings are eligible for services.

## Program Reach

Number of Programs and Geographic Areas Served	Number of Children/Families Participating	Number of Parents
The Migrant Child Care program is available statewide at locations where migrant families are employed in eligible agricultural work activities.	938 children (FY17)	657 families (FY17)

## Program Funding

Federal Title XX Funding: \$267,823

State General Fund: \$170,000 (SFY 2017)

## **Participant Demographics**

**Ethnicity** – Majority of the population are Spanish speaking. The population trend is changing as new immigrants from South East Asia and East Africa are joining the migrant work force.

**Family income** – Priority for services are given to children whose family's income is below the poverty level, mobile migrants, homeless, children with special needs and those most in need of services.

## **History of Program**

Migrant child care supported by state and federal resources began in the mid-1960s. In 1973, the Minnesota Department of Human Services (department) began a migrant child care grant with Tri-Valley Opportunity Council that has continued to date. The need for migrant child care grew, as did funding, increasing from \$103,200 in 1973 to about \$2 million in 1981. In 1981, after the federal Budget Reconciliation Act significantly reduced the federal share for Title XX, Tri-Valley shifted most of its financial support from the department to the federal Head Start program for these services. Today, the majority of funding for migrant child care continues to be from federal Head Start.

# Medical Assistance (Medicaid)

---

**Program Authority(ies):** Minn. Stat. 256B

**Purpose:** Medical Assistance (MA) provides comprehensive health coverage for persons and families with low-incomes.

## Major Program Components

The Minnesota Department of Human Services administers MA, but county human services agencies administer eligibility and case management.

- MA does not have a monthly premium, but clients may have co-pays for certain services (\$1-\$3)
- Eligibility for MA is based on each member of a family
- The majority on MA are children and pregnant women.

MA covers a wide range of health services, which include:

- Doctor and clinic visits
- Child and teen check-ups
- Family planning
- Immunizations
- Prenatal care and delivery
- Inpatient (hospital) and outpatient surgery
- Prescription drugs
- Eye exams and eyeglasses
- Dental work and exams
- Mental health services.

## Program Delivery (Setting)

Once eligibility is determined, MA clients need to choose a managed health care plan (such as BlueCross/BlueShield or HealthPartners). Clients receive a card that says “Minnesota’s Health Care Programs” and another card from the chosen health care plan.

## Eligibility Criteria

- Children under age 21
- Persons 65 or older
- Pregnant women
- People who are elderly, blind or disabled
- Minnesota resident
- U.S. citizen or legal immigrant (with an acceptable immigration status)
- The immigration status of pregnant women, however, does not matter
- Children age 18 and under and pregnant women are eligible for MA up to 275 percent of Federal Poverty Guidelines
- Older children aged 19 and 20 and adults up to age 65 are eligible up to 138 percent of Federal Poverty Guidelines.

## Program Reach

Number of Programs and Geographic Areas Served	Number of Children/ Families Participating
Statewide	FY 2016: Average monthly eligible: 1,079,407 Fiscal Year 2017 projections: 1,087,628

## Program Funding

Annual Funding by Source	Appropriated Cost per Participant
<b>FY 2016</b> \$6,350,731,297 – federal share \$4,516,779,548 – state share \$219,362,457 – local government share <b>FY 2017 projections:</b> \$6,306,396,788 – federal share \$4,566,863,088 – state share \$162,194,895 – local government share	The cost per participant depends on each individual and their case.

## History of Program

The Medical Assistance Program was established in 1965 by the U.S. Congress as Title XIX of the Social Security Act. This federal law requires all states to offer basic health care services to certain categories of low-income individuals.

# MinnesotaCare

**Program Authority(ies):** Minn. Stat. 256L

**Purpose:** To provide health services for low-income persons who don't have access to affordable employer health care coverage and are not eligible for Medical Assistance.

## Major Program Components

MinnesotaCare requires a monthly premium per enrollee in the program, with the amount dependent on household income. The MinnesotaCare premium estimator table is used to estimate individual premium amounts.

## Program Delivery (Setting)

Once approved for MinnesotaCare, members have to choose a managed care health plan (such as BlueCross/BlueShield or HealthPartners). The availability of health plans varies based on the county of residence.

## Eligibility Criteria

Under eligibility rules, MinnesotaCare is for adults (parents and adults without children) between the ages of 19 and 64. Certain lawfully present noncitizens including children ineligible for Medical Assistance are also eligible for MinnesotaCare. Other requirements to qualify for MinnesotaCare include:

- Must live in Minnesota
- Must have a Social Security number or acceptable immigration document numbers
- Household income between 138 percent and 200 percent of Federal Poverty Guidelines (for adults) or between 0 and 200 percent of Federal Poverty Guidelines for lawfully present noncitizens
- Cannot have access to other insurance coverage that meets minimal essential coverage standards
- Medical Assistance, Medicare, most employer-sponsored insurance, and Tri-Care count as minimal essential coverage, and having access to these programs would make one ineligible for MinnesotaCare.

## Program Funding

Annual Funding by Source	Appropriated Cost per Participant
<p><b>FY 2016:</b></p> <p>Federal share: \$335,007,955</p> <p>State share: \$114,907,137</p> <p>Enrollee premiums: \$29,993,953</p> <p><b>FY 2017 projections:</b></p> <p>Federal share: \$363,651,298</p> <p>State share: \$11,204,435</p> <p>Enrollee premiums: \$44,964,114</p>	<p>Average annual medical cost per enrollee: (FY2016)</p> <p>\$4,146</p>

## Program Reach

Number of Programs and Geographic Areas Served	Number of Children/Families Participating
Statewide	FY 2016: 115,754 Projected FY 2017 and 2018 2015: 88,878 2016: 85,903

Note\* The detailed information for Medical Assistance and MinnesotaCare was obtained from the February 2017 Medical Assistance and MinnesotaCare Expenditure Forecast published by the Minnesota Department of Human Services.



# Minnesota Family Investment Program (MFIP)

**Program Authority(ies):** Public Law 104-193, updated in Public Law 109-171 and Minn. Stat. 256J

**Purpose:** The Minnesota Family Investment Program provides job counseling and up to 60 months of financial assistance (cash and food support) to low income families with minor children, and to pregnant women with low incomes.

## Major Program Components

- Cash assistance
- Work requirements
- Employment services to meet work requirements.

## Program Delivery (Setting)

County human services agencies and White Earth Nation determine eligibility, calculate the amount of benefit families are eligible for, and deliver or contract for employment services. Employment services can be delivered by county staff, nonprofits, public Workforce Centers or tribal agencies.

## Eligibility Criteria

- Pregnant women or a family with a minor child. To be eligible, families must have resided in the state for at least 30 days and must be citizens or qualified non-citizens.
- Households must not have assets of more than \$10,000 and can have only one vehicle per driver.
- Income must be within specific guidelines. Income limits depend on family size and in a range that is more than 60 percent of Federal Poverty Guidelines, but well below 70 percent of those guidelines.

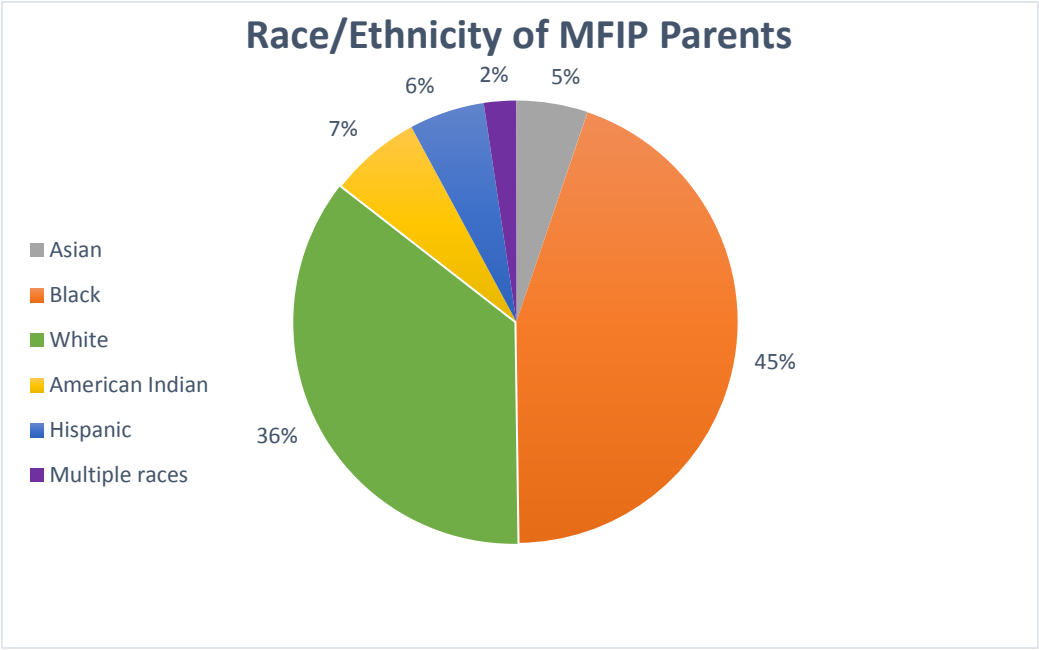
## Program Reach

Number of Programs and Geographic Areas Served	Number of Eligible Children	Number of Children/ Families Participating	Number of Parents
The program is statewide. In addition to MFIP, Mille Lacs Band of Chippewa and Red Lake Nation run tribal TANF programs. (Tribal TANF programs relate directly to the federal government and are separate from MFIP.)	About 160,626 Minn. children were reported in poverty in 2016. [Census Table S1701]	In December 2016, 62,064 individuals received MFIP benefits.	In December 2016, 23,827 (almost all) adults receiving assistance through MFIP were parents.

## Program Funding

Annual Funding by Source	Appropriated Cost per Participant
Federal resources: \$209.9 million State sources: \$91.5 million (FY2017, MFIP plus housing grant program)	In November 2017, the Minnesota Family Investment Program, when including the housing grant, paid out benefits that averaged \$788 per household monthly. This number does not include the cost of services: Eligibility determination, employment services, etc.

## Participant Demographics



**Family Income:** 44.2 percent of parents receiving MFIP work. Median monthly wages for working parents is \$1,355. Families lose eligibility for MFIP at about 140 percent of poverty.

**Existing Program Evaluation**

The Minnesota Department of Human Services produces: Monthly caseload reports; quarterly county-level reports that include the Self-Support Index (which tracks how many parents discontinue assistance or are working at least 30 hours a week over three-year periods); the Work Participation Rate, a federal process measure that counts how many parents are in certain activities; and special reports and evaluations.

**History of Program**

MFIP began as field trials in seven counties, replacing the federal Aid to Families with Dependent Children program in Minnesota in 1997 and 1998. The number of families receiving assistance has fallen over the years, although child poverty has grown. The amount of assistance provided to families has not increased since 1986.

# Child and Teen Check-ups

---

**Program Authority(ies):** Minn. Stat. 9505.1718; 42 CFR 440.40(b); 42 CFR 441.50-441.62

**Purpose:** Child and Teen Check-ups (C&TC) is Minnesota’s version of the federal Early Periodic Screening, Diagnosis and Treatment (EPSDT) program. The purpose is to provide Early Periodic Screening, Diagnosis and Treatment to children age birth- 20 who are eligible for Medicaid, or individuals over age 18 enrolled in MinnesotaCare.

## Major Program Components

C&TC includes a variety of child health screenings and preventive services. Required components are marked with an “\*”.

- Health education and anticipatory guidance\*
- Measurements\* (including head circumference, height, weight, weight for length percentile for under age 2, body mass index (ages 2 - 20), and blood pressure (ages 3 - 20)
- Health history, including social determinants of health\*
- Developmental\* and social-emotional/mental health surveillance\*
- Developmental and social-emotional/mental health screening (for ages 12 - 20 \*)
- Autism Spectrum disorder screening
- Maternal depression screening
- Tobacco, alcohol or drug use risk assessment
- Physical exam: Head to toe, including oral exam and sexual development\*
- Immunizations/review\*
- Newborn screening follow-up: Blood spot and critical congenital heart defects
- Laboratory tests/risk assessment:
  - Blood lead test at ages 12 and 24 months\*
  - Hemoglobin/hematocrit at age 12 months and once for menstruating adolescents between ages 11- 20 \*
  - Tuberculosis risk assessment\*
  - Sexually transmitted infection (STI) risk assessment,\* with lab testing for sexually active youth
  - HIV screening lab test for all youth at least once between ages 15 - 18\*
  - Dyslipidemia risk assessment\*
  - Vision screening: Distance (3+ years) and near (5+years) acuity\*
- Hearing screening: Add high frequency screening at 11+ years\*
- Verbal referral to a dental provider at eruption of first tooth or not later than age 12 months\*
- Fluoride varnish application (upon eruption of the first tooth, through age 5 years).\*

## Program Delivery (Setting)

C&TC visits are typically provided by health care providers in the primary care setting. C&TC visits are also done in other settings such as local public health clinics provided by specially trained public health nurses.

The Minnesota Department of Human Services (department) administers the C&TC program in Minnesota, and is responsible for policy and Medicaid billing. It also holds contracts with all county health boards and several tribes, where local staff provide C&TC outreach to families and providers.

The Minnesota Department of Health provides statewide health consultation, training, and technical assistance through an interagency agreement with the department.

## Eligibility Criteria

Children ages birth - 20 who are eligible for Medicaid or individuals over age 18 enrolled in MinnesotaCare.

## Program Reach

Number of Programs and Geographic Areas Served	Number of Eligible Children
C&TC is a statewide version of the federal EPSDT program.	Number of estimated eligible children in 2017 (ages birth - 20): 643,325 (SFY16: July 1, 2016 –June 30, 2017)

### **Existing Program Evaluation**

EPSDT rates are reported by county and tribe in the annual CMS 416 reports through the Centers for Medicare and Medicaid Services.

There is an annual review process of county and tribal agencies by department C&TC staff.

### **History of Program**

1965: Congress enacted Medicaid.

1967: Congress broadened Medicaid for children, and EPSDT was added as a required benefit.

1989: EPSDT was broadened to ensure access to treatment, including comprehensive care to treat conditions early, with the goal of preventing or decreasing disability.

# Parent Support Outreach Program – Child Welfare

**Program Authority(ies):** Community-based grants for prevention of child abuse and neglect created by Title II of the Child Abuse Prevention and Treatment Act (CAPTA), as amended by Public Law (P.L.) 111 - 320

**Purpose:** The Parent Support Outreach Program (PSOP) provides voluntary support for at-risk families identified through screened out child maltreatment reports, community referrals, or self-referrals.

## Major Program Components

Families are identified through screened out child maltreatment reports, community referrals or self-referral, and participation is voluntary. Allocated funding may be used for case management, basic needs and/or professional services. County and tribal agencies may encourage families to access funds for basic needs.

## Program Delivery (Setting)

An allocation for PSOP is provided to all 87 counties and the two Indian Child Welfare Initiative tribes, White Earth and Leech Lake. Community-based nonprofits may administer PSOP through contracts with their county human service agency. Primarily, PSOP is administered by the county human service agency.

## Eligibility Criteria

Eligibility requirements include:

- A family must include at least one child age 10 or younger.
- A family must be exposed to two or more child maltreatment risk factors, including but not limited to:
  - Poverty
  - Domestic violence
  - Substance abuse
  - Mental health concerns
  - Past history of child protection involvement
  - Homelessness
- A family must not currently be involved in child protection or child welfare case management.

## Program Reach

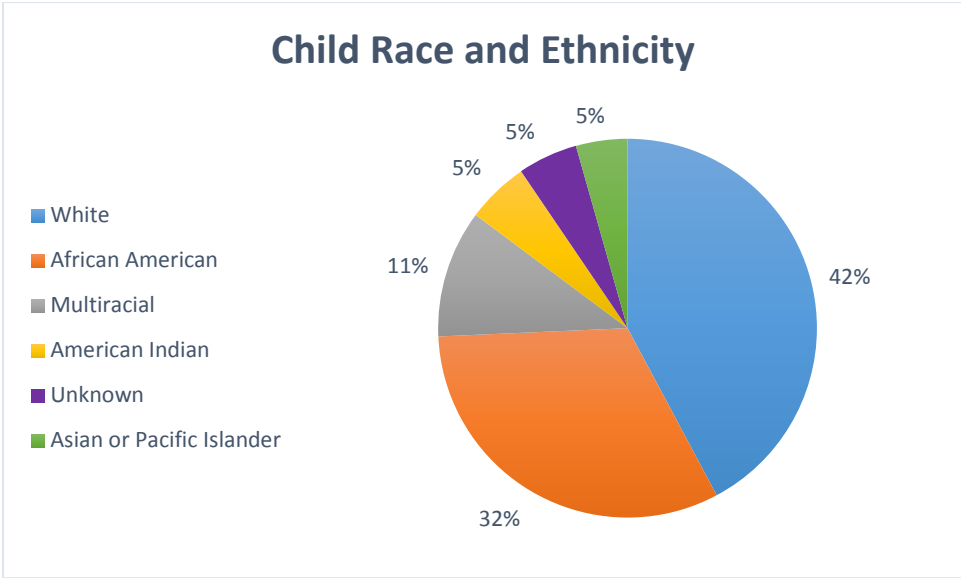
Number of Programs and Geographic Areas Served	Number of Children/Families Participating	Number of Parents
One statewide PSOP program serves all 87 counties and the two Indian Child Welfare Initiative tribes: White Earth and Leech Lake. PSOP administration varies across county and tribal agencies, depending on the needs of a community.	Data for FFY year 2016 indicates approximately 7000 families were referred to the PSOP program.  Of those, 2706 families and 5966 children participated in new PSOP open cases. Sixty-nine percent of these children were 9 years old or younger. A total of 9170 children were served in PSOP for at least one day during FFY 2016.	Data for FFY year 2016 indicates that 3804 adults/caregivers participated in new PSOP cases, within the 2706 families served with this program during that year. A total of 5797 adults were served by the PSOP program for at least one day during FFY 2016.

## Program Funding

Annual Funding by Source	Appropriated Cost per Participant
\$4 million State General Fund: \$2,040,000	Annual allocations to county and tribal agencies are based on a formula combining the county's child

Annual Funding by Source	Appropriated Cost per Participant
CBCAP state and federal funding: \$1,600,000 Federal Title IV-B-1: \$340,000	demographic population and the number of opened PSOP case management workgroups in SSIS.

**Participant Demographics**



**Existing Program Evaluation**

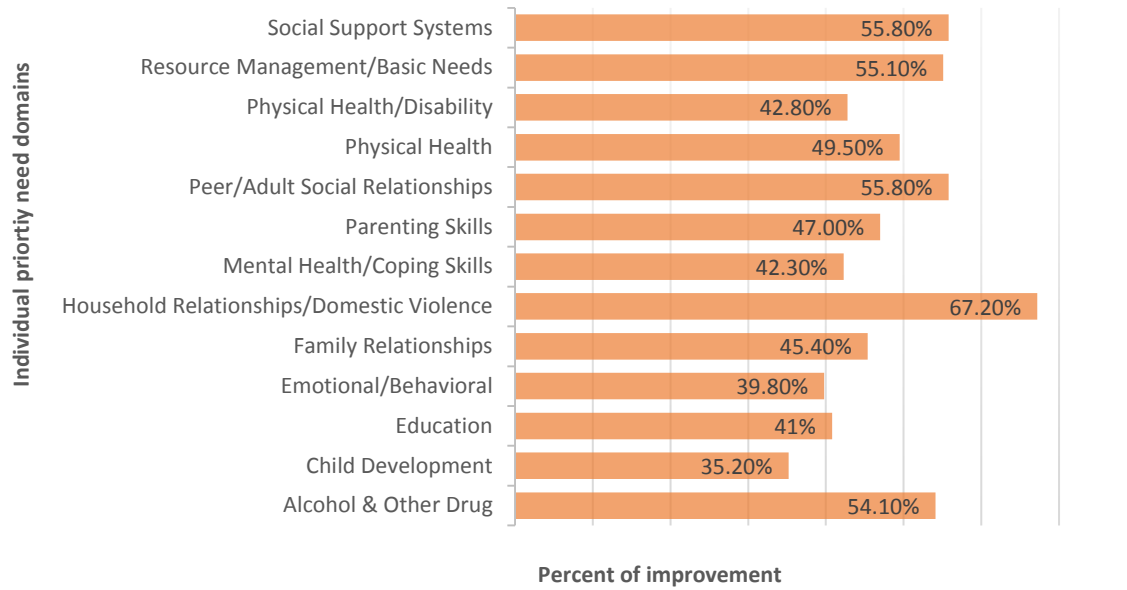
The Institute for Applied Research conducted extensive research on PSOP and its impacts. The evaluation on PSOP showed strong improvement in family well-being and a decrease in child maltreatment reports. Link to the research: [PSOP Final Report](#).

Participants in the PSOP program must complete a Structured Decision Making (SDM®) Family Strengths and Needs Assessment (FSNA) for all families accepting services, and complete a PSOP service plan in SSIS.

Improvements in strengths and/or reductions in needs are measured by comparing the entry SDM Strengths and Needs Assessment with the closing FSNA for cases remaining open for more than 30 days. Client satisfaction is measured through client surveys.

The following chart displays improvements across priority need domains from FFY 2016.

## Comparison of Priority Needs



Client satisfaction is measured through client surveys.

### History of Program

PSOP started in 2005 as a pilot in 38 counties. After positive outcomes identified in the evaluation completed by the Institute of Applied Research in 2009, the PSOP program went statewide in 2013 with all 87 counties and the two Indian Child Welfare Initiative tribes, Leech Lake and White Earth, receiving annual allocations.

# Providing Information to Parents/Child Care Development Grants

**Program Authority(ies):** Minn. Stat. 119B.19

Child Care Development Fund (CCDF) funding: Child Care and Development Block Grant Act (42 USC 9858), as amended, and section 418 of the Social Security Act (42 USC 618)

**Purpose:** To inform parents about choices that impact their child's well-being, to find quality programs and other supportive services.

## Major Program Components

- Child care referral services:
  - Online at the Parent Aware website [Parent Aware](#), available 24 hours a day, seven days a week, with limited translation in Hmong, Somali and English.
  - Statewide referral hotline: 1-888-291-9811, available business hours. Language support is available.
- Parent Aware Rated programs:
  - As part of online search, provides parents information about availability of quality programs.
- Consumer education:
  - Online information about licensing, financial supports, educational programs and supports in the Learn section of ParentAware.org.

A print brochure, "Resources for Minnesota Families with Children," was created, and mirrors much of the information included on ParentAware.org.

## Program Delivery (Setting)

Parent Aware makes it easier for Minnesota families to find the quality care and education their children need to succeed in school and life. Resulting from a collaboration between Child Care Aware of Minnesota, Parent Aware for School Readiness, the Minnesota Departments of Human Services and Education, ParentAware.org connects parents to a database of more than 12,000 programs. Search results feature programs with Parent Aware Ratings, helping families easily identify those that are using research-based best practices in school readiness. With a user-friendly filter function, parents can also use criteria like location, schedule, ages served, and types of care to find the right program that fits their needs.

Child Care Aware of Minnesota maintains ParentAware.org website and supports the companion phone referral service through a grant from the Minnesota Department of Human Services.

**Eligibility Criteria:** All families with children birth to school-age.

## Program Reach

Number of Programs and Geographic Areas Served	Number of Parents
ParentAware.org launched in April 2014; since that time, there have been nearly 284,000 unique visitors. [SFY2017]	3,523 parents received support for making child care decisions from Child Care Aware staff by phone during SFY2015.

## Program Funding

### Annual funding by source

Child Care Aware system:

Federal CCDF – \$6.8 million

State General Fund – \$1.57 million



(Note: See also child care resource and referral funding listed under Building Child Care Quality; and Minnesota Early Childhood and School Age Care Professional Development.)

Parent Aware Quality Rating System– See annual funding under Building Child Care Quality.

(SFY2017)

### **Existing Program Evaluation**

External program evaluation, which included information about the ParentAware.org website, is on the department's Child Care Research page, Improving child care through Parent Aware, Minnesota's quality rating and improvement tab, and Parent Aware Evaluation Reports and Validation Study, which were published from 2012-2016, in collaboration with Close Gaps by 5 and Child Trends, [DHS Child Care and Early Education](#).

### **History of Program**

Established in 1988-89 in statute, it provides phone consultations and educational materials to parents related to quality child care programs, early childhood and school-age programs through child care resource and referral (CCR&R) agencies located in each of the Governor's Economic Regions.

Since 1991, the federal Child Care and Development Fund Plan has required a description of the state's efforts to provide CCR&R services, including referral services to families seeking child care. In 2014, the federal law was re-authorized and made many changes to the block grant. This includes requiring a wide array of consumer education information be shared with parents, providers and the general public, in print and on a consumer friendly website; Minnesota has named ParentAware.org its website.

# Supplemental Nutrition Assistance Program (SNAP)

---

**Program Authority(ies):** SNAP is one of 15 federal feeding programs authorized by the U.S. Department of Agriculture (USDA) and administered by Food and Nutrition Service (FNS). The federal authority for the SNAP program is outlined in Title 7 of the Code of Federal Regulations, Volume 4, Chapter II, parts 210-299

**Purpose:** Title 7 of the CFR 271.1 states the purpose of the SNAP program is: “SNAP is designed to promote the general welfare and to safeguard the health and well-being of the Nation’s population by raising the levels of nutrition among low-income households.” Section 2 of the Food and Nutrition Act of 2008 states, in part:

“Congress hereby finds that the limited food purchasing power of low-income households contributes to hunger and malnutrition among members of such households. Congress further finds that increased utilization of food in establishing and maintaining adequate national levels of nutrition will promote the distribution in a beneficial manner of the Nation's agricultural abundance and will strengthen the Nation's agricultural economy, as well as result in more orderly marketing and distribution of foods. To alleviate such hunger and malnutrition, a supplemental nutrition assistance program is herein authorized which will permit low-income households to obtain a more nutritious diet through normal channels of trade by increasing food purchasing power for all eligible households who apply for participation.”

## Major Program Components

County eligibility workers determine SNAP eligibility based on federal income requirements and according to allowable deductions and upon review of their application and an interview for SNAP. Currently, the gross income limit is 165 percent of Federal Poverty Guidelines. FNS issues income limits. Guidelines about the SNAP allotments, deductions and income guidelines are provided annually every October 1 which is the beginning of the federal fiscal year. When SNAP benefits are issued to eligible people/families, the SNAP benefits are issued on an Electronic Benefit Transfer (EBT) card.

Families with children who qualify for SNAP are eligible for the Free and Reduced School Lunch program which is another of the feeding programs administered by FNS.

Single adults without dependents who are not exempt from work registration or the time and work requirements are required to work with an employment and training provider to prepare for jobs, receive training and education to obtain and retain employment, and to work themselves off of the SNAP program.

## Program Delivery (Setting)

Minnesota’s SNAP program is administered by all 87 county agencies and one tribal agency, White Earth Nation. Those seeking SNAP benefits need to complete a paper or online application form, submit application to the county where they live, and be available for an interview. Either a face-to-face or phone interview can be done for the application process. Verification of mandatory items such as identity of applicant, Social Security number, and income (earned or unearned) verifications are needed. Non-mandatory verifications of medical, child support, and rent or mortgage payments are also requested of applicants.

## Eligibility Criteria

Income must be below 165 percent of FPG for a household, household composition is reviewed as well as allowable deductions outlined by the Federal Code of Regulations. When determined eligible, households have their cases reviewed annually with some having to report their income every six months, when their income goes above 130 percent of FPG, or more often if they are not six-month reporters.

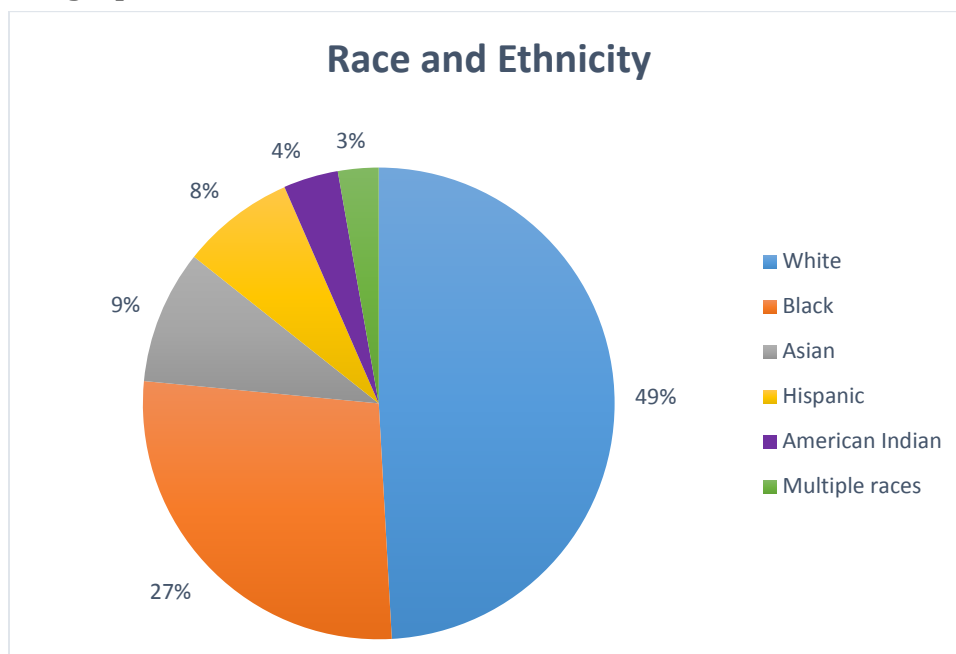
## Program Reach

Number of Programs and Geographic Areas Served	Number of Eligible Children
<p>SNAP benefits are issued through the SNAP program and the families cash program called Minnesota Family Investment Program (MFIP) for eligible persons and families.</p>	<p>From Minnesota’s December 2016 SNAP Characteristics Report, in December 2016, 222,891 adults were eligible for stand-alone SNAP in Minnesota. Thirty-seven percent were in families with minor children; 24 percent were seniors aged 60 or older; 44 percent were adults with disabilities; 13 percent were other adults; with 18 percent in multiple categories. There were 157,241 children eligible for stand-alone SNAP; 5 percent of these children had parents with disabilities, and 8 percent had no eligible adult on the case.</p>

## Program Funding

Annual Funding by Source	Appropriated Cost per Participant
<p>The SNAP program is an entitlement program so FNS issues SNAP benefits to each of the 50 states and territories.</p> <p>FY 2016: Average monthly issuance \$49,563,868</p> <p>Fiscal Year 2016 average monthly households: 218,043</p> <p>Recipients: 453,187</p>	<p>For Fiscal Year 2016, the actual issuance per SNAP recipient was \$109.37 monthly. This includes singles, families on SNAP, as well as SNAP recipients who receive family cash benefits. The average per household SNAP benefit was \$227.31.</p>

## Participant Demographics



## **Family Income:**

As of December 2016:

- Fourteen percent of SNAP cases (27,340), including 28,583 eligible adults, had no income reported.
- Fifty-six percent of cases of childless adults without a disability and under age 60, had no reported income.
- Overall, 30 percent of SNAP cases reported income from work. This varied by type of case, with 67 percent of families with children, 30 percent of other adults, 11 percent of adults with disabilities and 7 percent of senior cases reporting work.
- The average of reported earnings for working cases was \$1,514 per month. Families with children reported the highest earnings with \$1,820, and seniors the lowest, with \$1,004 on average.
- Unearned income was 68 percent of SNAP cases reported, with a monthly average of \$812.
- The most common types of unearned income varied by case type. Families with children were most likely to have child support (29 percent); seniors were most likely to have RSDI (63 percent); and adults with disabilities cases were most likely to have SSI (47 percent).

## **Existing Program Evaluation**

Federal and state quality control staff conduct reviews through a federal and state random selection process for open and denied/closed SNAP cases. The results of these case reviews are shared with county agencies and with federal FNS staff monthly.

## **History of Program**

In fulfillment of a campaign promise made in West Virginia, President Kennedy's first Executive Order called for expanded food distribution and, on Feb. 2, 1961, he announced that the food stamp program (FSP) pilot would be initiated. The pilot programs would retain the requirement that food stamps be purchased, but eliminated the concept of special stamps for surplus foods. On Jan. 31, 1964, President Johnson requested that Congress pass legislation making the FSP permanent. Secretary Orville Freeman submitted proposed legislation to establish a permanent FSP on April 17, 1964. The bill, eventually passed by Congress, was H.R. 10222, introduced by Congresswoman Sullivan. Among the official purposes of the Food Stamp Act of 1964 were strengthening the agriculture economy and providing improved levels of nutrition among low-income households; however, the practical purpose was to bring the pilot FSP under congressional control, and to enact the regulations into law. The major provisions were:

- The State Plan of Operation requirement and development of eligibility standards by states
- A requirement that recipients purchase their food stamps, paying an amount commensurate with their normal expenditures for food and receiving an amount of food stamps representing an opportunity to more nearly obtain a low-cost nutritionally adequate diet
- Eligibility to purchase with food stamps all items intended for human consumption, except alcoholic beverages and imported foods (the House version would have prohibited the purchase of soft drinks, luxury foods and luxury frozen foods)
- Prohibitions against discrimination on the basis of race, religious creed, national origin, or political beliefs
- Division of responsibilities between states (certification and issuance) and the federal government (funding of benefits and authorization of retailers and wholesalers), with shared responsibility for funding costs of administration; and
- Appropriations for the first year were limited to \$75 million, the second year to \$100 million, for the third year to \$200 million.

The department estimated that participation in a national FSP would eventually reach four million, at a cost of \$360 million annually.

In April 1965, participation topped half a million (actual participation was 561,261 people). Participation topped one million in March 1966, two million in October 1967, three million in February 1969, four million in February 1970, five million one month later in March 1970, six million two months later in May 1970, 10 million in February 1971, and 15 million in October 1974. Rapid increases in participation during this period were primarily due to geographic expansion.

The mid-1990s was a period of welfare reform. Many states had waivers of rules for the cash welfare program, Aid to Families with Dependent Children (AFDC) before major welfare reform legislation was enacted in 1996. The Personal

Responsibility and Work Opportunities Reconciliation Act of 1996 (PRWORA) removed entitlement of recipients to AFDC and replaced that with a new block grant to states called Temporary Assistance to Needy Families (TANF).

Participation declined throughout the late 1990s, even more so than expected based on changes in PRWORA and falling unemployment. Program access and simplification of rules were a major focus of proposed legislation and of major regulations promulgated by the department. In May 2002, the Food Security and Rural Investment Act of 2002 was enacted, including reauthorization of the Food Stamp program.

Food stamp participation increased from about 17.2 million in fiscal year 2000 to 26 million people in July 2006. The rate of payment accuracy in the FSP improved 34 percent between FY2000 and FY2004, and the 94.12 percent overall payment accuracy rate was the highest achieved since inception of the program. The USDA awarded \$48 million to 24 states for their exemplary administration of the program in fiscal year 2005.

By August 2008, participation had reached an all-time (non-disaster) high of 29 million per month. The participation increases occurred at a time when eligibility for food stamp benefits expanded as a result of the 2002 Farm Bill. Moreover, there was a consistent focus on outreach and improved access to FSP benefits. Some of the most recent increases in participation may be caused by the current economic slowdown and the recent rise in unemployment rates. During this time, payment accuracy continued to improve and the program set a new payment error rate record for fiscal year 2007 of 5.64.

The 2008 farm bill [H.R. 2419, the Food, Conservation, and Energy Act of 2008] was enacted May 22, 2008, through an override of the president's veto. The new law increased the commitment to federal food assistance programs by more than \$10 billion over the next 10 years. In efforts to fight stigma, the law changed the name of the Federal program to the Supplemental Nutrition Assistance Program, or SNAP, as of Oct. 1, 2008, and changed the name of the Food Stamp Act of 1977 to the Food and Nutrition Act of 2008. States maintained flexibility to name the program on their own but were encouraged to change the name to SNAP or another alternate name.

# Building Child Care Quality/Child Care Development Grants

---

**Program Authority(ies):** Child Care Development Fund (CCDF): Child Care and Development Block Grant Act, [42 USC 9858] as amended; section 418 of the Social Security Act [42 USC 618]; and Minn. Stat. 124D.142

**Purpose:** To increase the quality of early care and education and school-age care settings, with a focus on those settings linked most closely to improving the success of at-risk children in school and life.

## Major Program Components

- Child Care Resource and Referral (CCR&R) regional grants: Provide grants for child care and other early childhood and school-age programs through a competitive process to improve facilities, start up or expand services, access training and purchase learning environment and health and safety items.
- Parent Aware Quality Rating and Improvement System is Minnesota's quality framework for early care and education programs. Goals are to improve school readiness outcomes for children by helping early childhood early care and education programs improve program quality, and to help parents find quality programs.
- Accreditation facilitation program and accreditation reimbursement funding: Supports care and education programs in successfully navigating accreditation processes and reimburses a portion of child care accreditation fees.
- Facility loans and child care provider business consultation: Provides loans to improve child care facilities, start up or expand services and consultation to child care providers on financial best practices for operating a child care business.
- Specialized coaching and consultation for child care providers regarding serving children with special needs, serving infants and toddlers, and using health and safety best practices.

## Program Delivery (Setting)

These infrastructure supports, including Parent Aware coaching and technical assistance, are delivered through Child Care Aware, Minnesota's CCR&R system – a network of 19 regional and six district-level agencies, a tribal coordination agency; and a statewide office. Additional service delivery organizations include the Minnesota Association for the Education of Young Children/Minnesota School Age Care Association, Center for Inclusive Child Care, Center for Early Education and Development at the University of Minnesota, and First Children's Finance. Parent Aware is available statewide for licensed child care, school-based pre-kindergarten programs and Head Start programs. Partners with a role in service delivery include:

- Minnesota Department of Human Services: Overall administration and issuance of ratings
- Minnesota Department of Education: Determines Parent Aware pathways for Head Start and public school pre-k, including any needed assurances of meeting requirements.
- Minnesota Child Care Aware system: Outreach to parents and development/maintenance of website information; communication to early care and education programs; coaching and technical assistance to child care programs; professional development advising and planning; recruitment for Parent Aware; and provider grant administration.
- Center for Early Education and Development, University of Minnesota: Collection of data on child-adult interactions using the CLASS observation tool, training on the CLASS observation tool.
- Center for Inclusive Child Care: Support of child care programs on how to successfully include and retain children with special needs and those with challenging behavior. Health/safety consultation and infant/toddler coaching is available for licensed programs.
- First Children's Finance: Business consultation and loans for child care programs.

## Eligibility Criteria

- Child Care Aware regional grants are available to all providers through a competitive grant process operated by local Child Care Aware agencies based on the grant scoring process and selection criteria including: Parent Aware Rated, serves infants/toddlers, serves high risk children, or operates non-standard hours
- Participation in Parent Aware is voluntary and open statewide to licensed child care programs with a license in good standing, Head Start programs and public school pre-k programs meeting state standards for school-based pre-k programs
- Accreditation reimbursement funding and facility loans are available statewide to all licensed child care providers.

## Program Reach

Number of Programs and Geographic Areas Served	Number of Eligible Children	Number of Children/ Families Participating
<p>CCR&amp;R regional grants</p> <p>A total of 723 grants were awarded (SFY2016).</p> <p>Parent Aware Quality Rating System (Sept. 30, 2017) included:</p> <ul style="list-style-type: none"> <li>▪ 2,596 programs rated               <ul style="list-style-type: none"> <li>○ 722 public school pre-k</li> <li>○ 287 Head Start/Early Head Start</li> <li>○ 591 child care centers</li> <li>○ 996 family child care</li> </ul> </li> <li>▪ 240 programs are in the process of being newly rated</li> </ul> <p>Accreditation reimbursement funding included:</p> <ul style="list-style-type: none"> <li>▪ Sixty-eight programs received reimbursements, including:               <ul style="list-style-type: none"> <li>○ Six family child care providers</li> <li>○ Sixty-two child care centers (including school-age programs)</li> </ul> </li> </ul> <p>Facility loans:</p> <ul style="list-style-type: none"> <li>▪ <b>Three loans were awarded to family child care providers.</b></li> </ul> <p>Health and Safety Consultation Pilot (funded February 2017)</p> <p>Infant Toddler Specialist Network (funded April 2017)</p> <ul style="list-style-type: none"> <li>• <b>Both programs were in design and implementation during FY17. Data will be in future reports.</b></li> </ul> <p>(All data is from SFY2017 unless indicated otherwise)</p>	<p>As of July 2017, an estimated 319,455 children are in the age range of birth-5 who would be age-eligible to participate in Parent Aware programming.</p>	<p>It is estimated that about 93,467 children are being served in Parent Aware programs.</p>

## Program Funding

CCR&R regional grants:

Federal CCDF – \$1,024,000

State General Fund – \$250,000

(See additional CCR&R funding listed under Minnesota Early Childhood and School Age Care Professional Development and Providing Information to Parents)

- Parent Aware Quality Rating System:
  - Federal CCDF -- \$5.3 million
  - State General Fund: \$4.3 million
- Accreditation Facilitation program:
  - Federal CCDF -- \$43,000
- Accreditation reimbursement funding:
  - Federal CCDF – \$40,000
- Facility loans and business consultation:
  - Federal CCDF -- \$137,000
  - State General Fund – \$163,000
  - Health and Safety -- federal CCDF—\$350,000
  - Infant/Toddler: Federal CCDF--\$413,475

(All data is from SFY2017)

## Existing Program Evaluation

Parent Aware was evaluated annually during the years of statewide roll-out (2012 – 2016). Links to evaluations and annual reports on Parent Aware are on the department’s website at [Annual Reports and Evaluation](#). Data collected on other quality improvement supports is used to inform policy and decision making regarding programming changes.

## History of Program

In 2015, Parent Aware Star Ratings became available statewide for parents and all early education programs. It had been available statewide since 2012 to accredited child care, Head Start and school-based pre-kindergarten programs. With completion of a multi-year gradual statewide rollout (2012-2015) supported by Minnesota’s Race to the Top-Early Learning Challenge Grant, ratings are now also available to licensed family child care programs and child care centers in all Minnesota counties.

Early efforts to support a quality rating system pilot began in 2004 through a task force led by Ready4K. In 2006, the Minnesota Departments of Education and Human Services worked together on a pilot, and joined forces with Minnesota Early Learning Foundation (MELF) to launch the Parent Aware pilot. In 2009, the Minnesota Legislature directed the two departments to work together on a Quality Rating Improvement System (QRIS) framework to develop common standards and child outcomes, and directed the department to use federal stimulus funds to continue the pilot for a fourth year, and provide services aimed at helping child care programs get ready for a statewide rollout of a QRIS.

The Accreditation Facilitation Project was started in 2008 to help programs interested in pursuing a quality improvement process through a national accrediting body obtain assistance. This project was funded by the department from SFYs 2009 to the present. It also received private funds from the Greater Twin Cities United Way. A statewide hotline for technical assistance is available for center-based and school-age programs. In-depth on-site consultation is available for school-age programs.

The Child Care Aware regional grants were statutorily established in 1988 and amended in 2009 to increase grant funds to support quality.



# Early Childhood Mental Health Systems

---

## **Program Authority(ies):**

Early Childhood Mental Health Services, Mental Health Authority (Mental Health Division, Community Services Administration, Minnesota Department of Human Services).

Children's Mental Health Services are authorized under administrative rules and statutes. The most pertinent are: Minn. Stat. 256B.0943, subds. 1 –13, children's therapeutic services and supports.

Minn. Stat. 256B.0945, subds. 1 – 4, services for children with severe emotional disturbance.

Minn. Rule 9505, outpatient mental health services, the state rule that governs Minnesota health care program reimbursement for client and provider eligibility criteria, the client application process, county determination procedures, third party liability, assignment of rights to medical support, reimbursement for outpatient services, and service standards. The statute for early childhood grants that the Division administers are Minn. Laws, 2007, Chapter 147, article 19, section 3, subd. 4, para. 9, and other applicable state and federal laws and regulations.

The Early Childhood Mental Health Infrastructure Grants are authorized under Minn. Laws, 2007, Chapter 147, article 19, section 3, subd. 4, para. 9.

Use of the Minnesota Federal Community Mental Health Block Grant is authorized under legal authority, Public Law 106-310, 42, U.S.C 300X; Public Health Service Act, Title XIX, part B, subp. I.

**Purpose:** To build an evidence-based, culturally competent and developmentally appropriate statewide early childhood mental health system of care.

## **Major Program Components**

- Train and certify licensed clinicians in state-selected evidenced-based practices for children birth-5.
- Provide clinical assessments and treatment to uninsured and under-insured children ages birth-5 and their families.
- Provide mental health consultation to state-selected child care providers.

## **Program Delivery (Setting)**

Clinical services are provided by mental health professionals or practitioners in a clinic, a child's home, in child care, at child's school, etc.

Mental health consultation is provided in Parent Aware participating child care centers and family child care settings.

## **Eligibility Criteria**

Clinical services are provided to young children who are presenting with social and emotional difficulties and qualify for an assessment. If an assessment identifies a specific mental health condition, clinical mental health services that address the condition are offered to the family.

Mental health consultation services are being piloted in Parent Aware child care centers and family child care settings in the Building Quality Initiative.

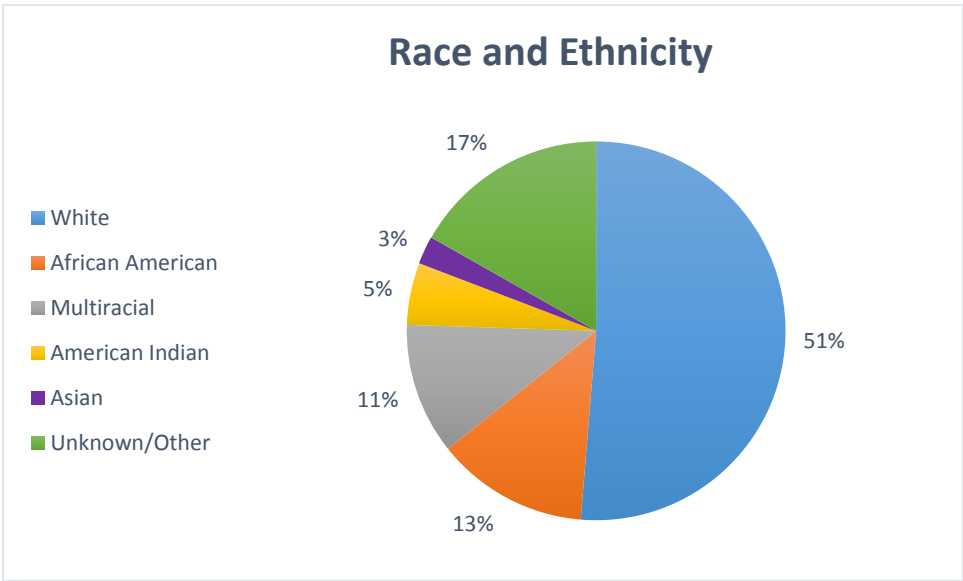
## **Program Reach**

Number of Programs and Geographic Areas Served	Number of Children/Families Participating
There are currently 27 contracted agencies serving every county and two tribes.	<p>Within grants: July 1, 2015-June 30, 2017, 7,053 children were served.</p> <p>Between Oct. 1, 2016 and Sept. 30, 2017, 45 child care centers and family child care settings received mental health consultation in the mental health consultation pilot. More than 1,100 children under age 6 were enrolled in those programs during the year.</p>

**Program Funding**

Clinical services are funded through Medicaid, medical insurance, and state issued early childhood mental health grants. Mental health consultation and training in evidence-based practices are currently funded through the Minnesota Mental Health Block Grant and the state issued early childhood mental health grants.

**Participant Demographics**

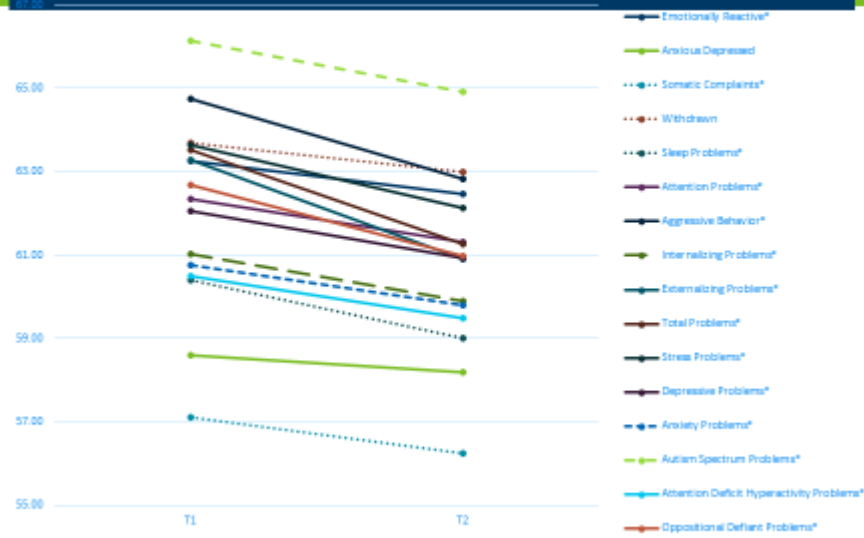


**Family Income:** Approximately 74 percent of clients were below the poverty line.

**Existing Program Evaluation**

Standardized assessment tools are used to assess services.

## CBCL T-scores T1 vs. T2 (N=563)



The mental health consultation pilot is being evaluated through a pre- and post-assessment completed by child care staff receiving consultations.

### History of Program

According to the national organization ZERO TO THREE, infant mental health is the capacity to:

- Form close and secure relationships
- Experience, regulate, and express emotions
- Explore the environment and learn.

These grants and services have been available since 2009.

# Licensed Child Care Centers

---

## **Program Authority(ies):**

Rule 3: Minnesota Rules, parts 9503.0005 to 9503.0170 – Licensure of Child Care Centers; Minn. Stat., Chapter 245A (Human Services Licensing Act); Minn. Stat., Chapter 245C (Human Services Background Studies Act); Minn. Stat., section 626.556 (Maltreatment of Minors Act)

**Purpose:** To set standards for licensing child care centers including programs that provide child care, preschool/nursery programs, Head Start programs, night care, drop-in and sick care for fewer than 24 hours a day in a setting that is not a residence.

## **Major Program Components**

Child care centers are licensed under Minn. Stats. and Minn. Rule 9503. Requirements include:

- Staff qualifications for directors, teachers, assistant teachers, aides and volunteers
- Staff ratios by age group and group size
- Child care program plan that addresses items such as goals and objectives, activities, days and hours of operation, supervision, age categories and number of children served
- Required policies including health, emergency and accident, among others
- Record requirements including personnel, children's, and administrative
- Facility requirements
- Equipment requirements
- Health and sanitation requirements
- Water, food, and nutrition requirements
- Nap and rest requirements
- Transportation requirements
- Background studies required for persons applying for a license, all individuals having direct contact with children, and all managerial officials as defined under Minn. Stat., section 245A.02, subd. 5a
- Mandated reporter requirements.

Chapter 245A requirements for child care centers include:

- Application procedures
- Reduction of risk of Sudden Unexpected Infant Death.
- Crib safety requirements
- Infant sleep supervision
- Risk of injury reduction plan requirements
- Child care center staff training requirements.

## **Program Delivery (Setting)**

The Minnesota Department of Human Services directly oversees licensing of child care centers by conducting regular licensing visits, investigating alleged maltreatment and/or licensing violations, issuing licensing variances, correction orders, conditional licenses, denials and revocations, and processing appeals. For child care centers, characteristics of program delivery depends on specific providers delivering child care services.

## **Program Funding**

Licensing work is paid through a combination of licensing fees, federal and state funding.

## Program Reach

Number of Programs and Geographic Areas Served	Number of Eligible Children
There are 1,636 child care centers (July 2015) statewide	Centers are private-sector businesses, the number of children is based on supply and demand, the number of centers, their licensed capacity, and the number of families with children needing care to fill that capacity.

## History of Program

Minnesota initially drafted a rule to govern the licensure of child care programs in the 1950s. The rules have been amended several times over the years and the current rule became effective in 1988 with some minor amendments in 1990 and 2006. More recent changes to licensing requirements were made in Chapter 245A through the legislative process.

# Licensed Family Child Care (FCC)

---

**Program Authority(ies):** Rule 2: Minnesota Rules, parts 9502.0300 to 9502.0445 – Licensing of Family Child Care Facilities; Minn. Stat., Chapter 245A (Human Services Licensing Act); Minn. Stat., Chapter 245C (Human Services Background Studies Act); Minn. Stat., 626.556 (Reporting of Maltreatment of Minors Act)

**Purpose:** To set standards for licensing family child care programs to ensure that minimum levels of care and service are given and the protection, proper care, health, safety, and development of children are assured.

Family child care programs provide care for 14 or fewer children, age 10 and under, for fewer than 24 hours per day. Family child care is typically provided in a residence where provider lives.

## Major Program Components

Family child care programs are licensed under Rule 2: Minn. Rules, Chapter 9502 (Licensing of Family Child Care Facilities); Minn. Stats., Chapter 245A (Human Services Licensing Act); and Minn. Stat., Chapter 245C (Background Studies Act).

Rule 2 requirements for family child care programs include:

- Licensing process
- Caregiver qualifications
- Licensed capacity
- Child/adult ratios, age distribution requirements, age distribution restrictions
- Reporting to agency
- Behavioral guidance
- Admissions
- Provider records
- Reporting
- Activities and equipment
- Physical environment
- Sanitation and health
- Water, food and nutrition.

Chapter 245A requirements for family child care programs include:

- Application procedures
- Reduction of Risk of Sudden Unexpected Infant Death
- Crib safety requirements
- Infant sleep supervision
- Diapering area disinfection
- License holder insurance requirements
- Family child care training requirements.

In addition, family child care programs are required to comply with Chapter 245C requirements for background studies of license applicants; other caregivers in a program; household members age 13 and over; and other individuals who may have unsupervised access to children when there is reasonable cause.

## Program Delivery (Setting)

The direct monitoring activities related to family child care are assigned in law to county agencies. County family child care licensors receive license applications; conduct background studies, licensing inspections and visits; and make recommendations to the Minnesota Department of Human Services (department) to issue a license or deny an application. County staff also investigate licensing complaints, issue correction orders, and recommend licensing sanctions to the department.

The department is responsible for issuing licenses; issuing license denials, conditional licenses, fines, revocations, and suspensions; and for processing reconsiderations of correction orders, conditional licenses, and disqualifications for family child care homes.

## Eligibility Criteria

Applicants who meet all licensing requirements are eligible for a license.

## Program Reach

Number of Programs and Geographic Areas Served	Number of Eligible Children
There are 8,654 licensed family child care programs statewide (July 2017)	Family child care programs are private-sector businesses; the number of children is based on supply and demand, the number of programs, licensed capacity, and the number of families with children needing care to fill that capacity.

## Program Funding

Annual funding by source

Family child care licensing and related activities are supported by a combination of local county funds, license and background study fees, federal and state general funds.

## History of Program

Minnesota initially drafted a rule to govern licensure of family child care in 1956. The rules have been amended several times over the years and the current Rule 2 standards became effective in April 1985 with some minor amendments. More recent changes to licensing requirements were made in Chapter 245A through legislation.

# Early Childhood and School-age Professional Development (PD) System/Child Care Development Grants

---

**Program Authority(ies):** Federal Child Care Development Fund (CCDF): Child Care and Development Block Grant Act, [42 USC 9858] as amended, and section 418 of the Social Security Act; [42 USC 618] Minnesota Session Law 2007, chapter 147, article 2, section 56

**Purpose:** To equip child care and early childhood and school-age care providers with the knowledge, competencies, tools and confidence needed to effectively support children's success in life and school, in partnership with their families and their communities.

## Major Program Components

- a) Core knowledge includes:
  - Minnesota Practitioner Knowledge and Competency Framework.
  - Minnesota Early Childhood Indicators of Progress.
  - Minnesota Child Care Credential aligned with Parent Aware quality indicators.
  - Minnesota Infant/Toddler Credential.
- b) Qualifications, credentials and pathways include:
  - Career Lattice.
  - Career Guidance Support.
- c) Articulation: Credit for prior learning with higher education.
- d) Outreach and access include:
  - Outreach and promotion of professional development services, Achieve--Minnesota Center for Professional Development website: [MNPCD](#)
- e) Quality assurance includes:
  - Develop – Minnesota's Quality Improvement and Professional Development Registry (track and verify training): [Develop](#).
  - Training and trainer approval systems (completed by Achieve, MNCPD).
- f) Funding support includes:
  - T.E.A.C.H. scholarships (Teacher Education and Compensation Helps), REETAIN (Retaining Early Educators Through Attaining Incentives Now) incentive grants, scholarships to support acquisition of national Child Development Associate (CDA).

## Program Delivery (Setting)

- The primary delivery mechanism for non-credit training is the Minnesota Child Care Aware system.
- Achieve--Minnesota Center for Professional Development approves trainers, training curricula, and tracks training for individual practitioners using Develop.
- The Child Care Aware Coordinating Office provides training and technical assistance to trainers, coaches, consultants and mentors.
- The Center for Inclusive Child Care provides coaching on caring for children with special needs, caring for infants and toddlers, and meeting basic health and safety requirements.
- First Children's Finance provides training and consultation on business practices for early childhood programs.

## Eligibility Criteria

For most professional development supports, there are no eligibility criteria. Training and tools are available to all early childhood and school-age care providers statewide.

For TEACH and CDA scholarships, providers must be a U.S. citizen or legal resident, work in Minnesota, have a high school diploma or GED, work directly with children at least 15 hours per week for a minimum of 780 hours per year, be



employed in a current program or working under a current family child care license for at least six months at the time of application, accepted into an approved Minnesota accredited college or university early childhood/child development program, or pursuing a national Child Development Associate credential.

For REETAIN incentive grants, providers must be licensed or work for a licensed program; work at least 30 hours per week directly with the same one or two groups of children; have been working in their current position for at least one year; earned a CDA, associate or bachelor's degree or higher; and willing to commit to staying in their position for one year.

## **Program Reach**

All data is for SFY2017

Outreach and access includes:

- 20,305 individuals with membership in Develop, Minnesota Quality Improvement and Registry Tool
- 3,161 licensed child care programs registered in Develop
- 71 training sponsor organizations (outside the Child Care Resource & Referral system) that offered at least one training event through Develop.

Quality assurance includes:

- 816 approved trainers in Develop by Achieve--MNCPD
- 605 courses approved in Develop by Achieve--MNCPD
- 6,914 training events approved in Develop by Achieve--MNCPD
- 8,536 coaching and consultation events approved in Develop by Achieve—MNCPD.

Credentials awarded include:

- 211 Child Development Associate credentials
- 78 Minnesota Child Care credentials
- 199 Minnesota Infant/Toddler credentials
- 45 Director's credentials.

Funding support includes:

- 142 T.E.A.C.H. scholarships awarded
- 189 REETAIN grants awarded
- 119 CDA scholarships awarded
  - 22 training scholarships
  - 75 assessment fee scholarships
  - 22 renewal scholarships.

## **Geographic area:**

Statewide

## **Program Funding**

Annual funding by source (SFY2017)

Federal CCDF – \$1.372 million

State General Funds – 1.63 million

(See additional CCR&R funding listed under Building Child Care Quality; and Minnesota Early Childhood and School-age Care Professional Development.)

Providers pay fees to attend training and conferences (total amount unknown).

## **Existing Program Evaluation**

Administrative data is collected on the full array of programs. This data is used for ongoing program improvement. An evaluation tool of trainers by participants was introduced in winter 2017.

## **History of Program**

The 2007 Minnesota Legislature directed the department, in cooperation with the Minnesota Departments of Health and Education, to develop and phase in implementation of an early childhood and school-age professional development system.

Since 1997, the federal Child Care and Development Block Grant required a description of the state's efforts to develop a professional development plan for early childhood providers that includes child care, Head Start and public education. The reauthorization of the block grant in 2014 provided additional funding to support the care of infants and toddlers which is being used to provide additional coaching and consultation.

# MINNESOTA DEPARTMENT OF COMMERCE

## Energy Assistance

---

**Program Authority (ies):** Low-Income Home Energy Assistance Program (LIHEAP) through the U.S. Department of Health and Human Services. Block grant legislation (Title XXVI of the Omnibus Budget Reconciliation Act of 1981, Public Law 97-35, as amended).

**Purpose:** Helps pay home heating costs and furnace repairs for income-qualified households.

### Major Program Components

- Available for both renters and homeowners
- Serves households with income at or below 50 percent of the state median income
- Primary heat benefit is based on household size, income, fuel type and energy usage
- Services may include:
  - Payment of energy bills
  - Help with utility disconnections or fuel deliveries.
  - Education on efficient and safe use of home heating energy.
  - Advocacy with energy suppliers and human service providers on behalf of consumers.
  - Repair or replacement of homeowners' malfunctioning heating systems.

### Program Delivery (Setting)

Services are delivered throughout the state by 30 local service providers (including Community Action Programs, counties, tribal governments and nonprofits) that determine eligibility, approve payments and provide advocacy, outreach and referral services.

### Eligibility Criteria

Maximum Eligible Income for Program Dates 10/1/2017 – 09/30/2018

To make eligibility determinations, the Minnesota Energy Assistance Program uses the past 3 months of household income prior to signing the application and/or last year's federal tax forms for self-employment income.

<b>HOUSEHOLD SIZE</b>	<b>ANNUAL</b>	<b>3-MONTH</b>
<b>1</b>	\$25,000	\$6,250
<b>2</b>	\$32,692	\$8,173
<b>3</b>	\$40,385	\$10,096
<b>4</b>	\$48,077	\$12,019
<b>5</b>	\$55,769	\$13,942
<b>6</b>	\$63,462	\$15,865
<b>7</b>	\$64,904	\$16,226

## Program Reach

Number of Programs & Geographic Areas Served	Number of Children/ Families Participating
Energy assistance is available statewide	FFY17: about 126,100 households served

## Program Funding

Annual Funding by Source	Appropriated Cost per Participant
FFY18 Federal Funds: \$102,230,040	Approximately \$335/participant (or \$860/household) (FFY16)

## Participant Demographics

60 years or older: Approx. 55,000 seniors served

Disabled: Nearly 62,000 people with disabilities served

Age 5 years or under: More than 44,000 children under age 6 served

## Existing Program Evaluation

The Minnesota Energy Assistance Program is audited annually by the Minnesota Office of the Legislative Auditor.

## History of Program

Federal LIHEAP traces its roots to a \$478,000 grant to Community Action Programs in Maine in 1974. Since then, the program has grown to a \$3.39 billion program in Federal Fiscal Year 2017 distributed to all 50 states, tribal governments and other entities. The Minnesota Energy Assistance Program was initiated in 1981.

# MINNESOTA DEPARTMENT OF REVENUE

## Working Family Tax Credit

**Program Authority:** The Minnesota Working Family Credit (WFC) is under M.S. 290.0671. This is the state based version of the federal Earned Income Tax Credit.

**Purpose:** This credit encourages work and helps working families reach the middle class.

### Major Program Components

The WFC is a refundable individual income tax credit. The amount of the credit is determined by the taxpayer's earned income, adjusted gross income, and number of qualifying children (if any). The credit provided \$254 million of tax relief or credits to taxpayers in tax year 2015. The average credit is \$771, and about 334,000 taxpayers receive it.

### Program Delivery (Setting)

Eligible taxpayers claim the WFC by filing Schedule M1WFC with their Minnesota Individual Income Tax Return (Form M1). They receive the credit as part of their income tax refund.

### Eligibility Criteria

Claimants must be a full-year or part-year Minnesota residents and qualify for the federal Earned Income Tax Credit. They must also meet certain income requirements based on their filing status and number of qualifying children.

#### Maximum incomes to qualify for WFC, Tax Year 2017

	Married Filing Joint	All Others*
<b>No Qualifying Children</b>	\$20,600	\$15,000
<b>1 Qualifying Child</b>	\$45,100	\$39,600
<b>2 Qualifying Children</b>	\$50,500	\$44,900

\*Married taxpayers filing separate returns are not eligible for this credit.

### Program Reach

#### Number of Programs & Geographic Areas Served

The WFC is available to all eligible individuals with earned income in Minnesota. Since 2015, the credit is only available to Minnesota residents or part-year residents. Starting in tax year 2019, taxpayers aged 21-24 without children may also qualify for the credit.

#### Number of Eligible Children

In 2015, about 234,000 families receiving the WFC had a total of 384,000 qualifying children, while 89,000 qualifying filers had no children.

Families with children receive a bigger credit: 27% of those who receive the credit are filers without children, who receive 3% of the total dollars from the credit.

## Number of Parents/Tax Returns (if applicable)

The table below shows how many families claimed the WFC for the last four tax years, based on the number of claims filed on returns in the following tax year. Returns may include one or two people.

<b>Working Family Credits by tax year</b>	
<b>Tax Year</b>	<b>Tax Returns</b>
<b>2013</b>	337,292
<b>2014</b>	348,890
<b>2015</b>	333,916
<b>2016*</b>	326,199

\* For 2016, the table includes returns processed through Dec. 1, 2017.

## Program Funding

### Annual Funding by Source

Most of the funding for this credit comes from the General Fund, with a small portion funded by the federal grant program TANF (Temporary Assistance for Needy Families).

### Appropriated Cost per Participant

The table below shows the average total credit per return. The open appropriation from the General Fund covers only the refundable portion.

<b>Average Credit by tax year</b>	
<b>Tax Year</b>	<b>Average Credit</b>
<b>2013</b>	\$625
<b>2014</b>	\$748
<b>2015</b>	\$771
<b>2016*</b>	\$777

## Participant Demographics

The tables below show who receives the credit, broken down by income and filing status, based on a random sample of 2012 income tax returns. Due to sampling variation, this data does not match the population data summarized above.

<b>Single Filers with Qualifying Children</b>				
<b>Income</b>	<b>Total Credits Paid</b>	<b>Average</b>	<b>Returns Receiving Credit</b>	<b>Qualifying Children</b>
<b>Less than \$0</b>	\$233,953	\$821	285	419
<b>\$0-\$9,999</b>	\$14,366,937	\$626	22,953	32,072
<b>\$10,000-\$19,999</b>	\$66,141,343	\$1,282	51,585	76,402
<b>\$20,000-\$29,999</b>	\$70,562,266	\$1,302	54,212	83,087
<b>\$30,000-\$39,999</b>	\$24,534,412	\$635	38,666	59,944
<b>\$40,000-\$49,999</b>	\$1,127,718	\$240	4,703	10,066
<b>Total</b>	\$176,966,629	\$1,026	172,404	261,990
<b>Married Filers with Qualifying Children</b>				

<b>Single Filers with Qualifying Children</b>				
<b>Income</b>	<b>Total</b>	<b>Average</b>	<b>Returns Receiving Credit</b>	<b>Qualifying Children</b>
<b>Less than \$0</b>	\$793,407	\$1,074	739	1366
<b>\$0-\$9,999</b>	\$2,462,227	\$830	2,966	6,255
<b>\$10,000-\$19,999</b>	\$13,365,604	\$1,541	8,672	17,120
<b>\$20,000-\$29,999</b>	\$24,562,463	\$1,669	14,717	28,916
<b>\$30,000-\$39,999</b>	\$22,229,293	\$1,210	18,366	34,541
<b>\$40,000-\$49,999</b>	\$7,008,258	\$437	16,020	34,112
<b>Total</b>	\$70,421,252	\$1,145	61,480	122,310
<b>All Filers with No Qualifying Children</b>				
<b>Income</b>	<b>Total</b>	<b>Average</b>	<b>Returns Receiving Credit</b>	<b>Qualifying Children</b>
<b>Less than \$0</b>	\$157,283	\$59	2657	0
<b>\$0-\$9,999</b>	\$4,557,659	\$87	52608	0
<b>\$10,000-\$19,999</b>	\$1,926,124	\$58	33206	0
<b>\$20,000-\$29,999</b>	\$342	\$4	86	0
<b>Total</b>	\$6,641,408	\$75	88557	0

## **Existing Program Evaluation**

### **Department of Revenue**

The Department of Revenue continually works to ensure that those eligible for the credit claim it, and those who are not eligible do not receive the credit. There is no way to evaluate how families use the funds they receive from this credit.

### **Office of the Legislative Auditor**

The Office of the Legislative Auditor evaluated the WFC and other aids in a 2002 report, Economic Status of Welfare Recipients. ([Read the OLA Report.](#))

### **Summary from House Research**

House Research analyzed the WFC in November 2013 and noted that:

- Based on federal studies, credits like the WFC do increase the number of people working.
- The WFC increases the income of recipients who earn minimum wage, lifts single parents above the poverty level and moving others closer to that level.

## **History of Program**

The WFC was enacted in 1991. The credit was equal to 10% of the claimant's federal EITC and available to full-year residents, part-year residents and nonresidents. (See Minnesota Laws 1991, Chapter 291, Art. 6 Sec. 27.) For tax years 1993 to 1997, the credit was equal to 15% of the claimant's EITC.

Starting with tax year 1998, the WFC became a standalone calculation on filers' Minnesota tax return – rather than a percentage of the EITC. This legislation also indexed the credit to inflation, to automatically increase the maximum credit amount and the income where the credit begins to phase out.

Changes to the WFC calculation increased the credit for tax year 1999, and again for tax year 2000 to ensure all claimants received at least 25% of the EITC.

Law changes in 2001 modified the credit calculation again. This legislation:

- Increased the maximum credit and the income phase-out tax year 2000 (retroactively) and future years.
- Increased the maximum credit and income phase-out for married claimants filing a joint return for tax years 2002-2010 (later extended to tax year 2011). This marks the first time the credit was calculated differently based on filing status.

For tax year 2012, there was no separate calculation for married taxpayers.

In 2014, law changes restored the separate calculation for married taxpayers for tax year 2013 (retroactively) and future years. This legislation also increased the credit for nearly all filers and simplified how it is calculated.

Starting with tax year 2015, non-residents can no longer qualify for the WFC.

Law changes in 2017 extended the WFC to:

- On-reservation earnings of enrolled tribal members, starting with tax year 2017.
- Individuals ages 21 to 24 who do not have children, starting with tax year 2019.



# MINNESOTA HOUSING FINANCE AGENCY

## Bridges Assistance Program

---

**Program Authority (ies):** Minn. Stat. Section 462A.2097

**Purpose:** To provide rental assistance for low-income households in which at least one adult member has a serious mental illness.

### Major Program Components

A rental subsidy is paid by the local housing agency to the landlord directly, and the household pays the difference between the actual rent and the subsidy, determined by the household's income. Participants must be eligible to receive a Section 8 Housing Choice Voucher.

### Program Delivery (Setting)

Eligibility for the program is limited to households with incomes below 50 percent of area median income. This activity links housing with services through a partnership between a housing agency and a local mental health initiative. The rental assistance is intended to stabilize the household in the community until a Housing Choice voucher becomes available.

### Eligibility Criteria

To be eligible for Bridges, the head of household or other household member must:

- Be 18 years of age or over, **and** have a diagnosed serious mental illness as defined in the Comprehensive Mental Health Act
- Be income eligible to receive a Section 8 Housing Choice Voucher subsidy **or** who can definitely become eligible to receive a Section 8 Housing Choice Voucher based on successful participation in the Bridges Program
- The gross income, at the time of initial eligibility, of the household is at or below 50 percent of the area median income for the household size

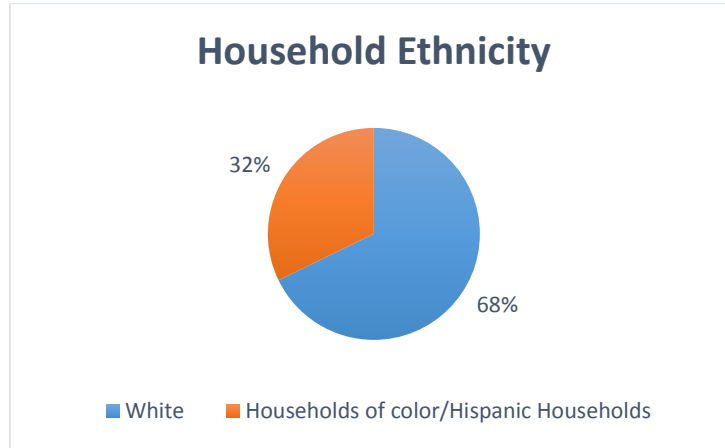
### Program Reach

Number of Programs & Geographic Areas Served	Number of Eligible Children	Number of Children/Families Participating	Number of Parents
24 Housing Agencies 76 Counties – Statewide	446 children (SFY2016)	754 Households or Units (FY 2016)	217 households with children (SFY2016)

### Program Funding

Annual Funding by Source	Appropriated Cost per Participant
(FY 2018-2019) State: \$8,176,000	Average of \$6,036 assistance per household or units

## Participant Demographics



**Family Income:** Median annual income \$9,768

## Existing Program Evaluation

Program administrators are evaluated monthly regarding utilization and administration. Minnesota Housing evaluates the Bridges program on an annual basis.

## History of Program

The Minnesota Department of Human Services (DHS) received legislative funding in 1991 to begin a housing initiative for persons with serious and persistent mental illness. DHS began a modified Section 8 program. The 1993, Minnesota Legislature authorized and appropriated funds to Minnesota Housing under provisions of Minnesota Statutes Section 462A.2097 to operate a rental assistance program for persons with mental illness. In 2005, the Agency Board authorized and appropriated funds from the Ending Long Term Homelessness Initiative Fund (ELHIF) to be administered through the Bridges Program, with provision that households assisted with ELHIF meet the Bridges Program Requirements and the definition of long-term homelessness. In 2009, DHS and Minnesota Housing agreed to change the Bridges program definition of eligible persons to those with serious mental illness.

# Housing Trust Fund Rental Assistance Program

**Program Authority (ies):** Housing trust fund account, Minn. Statutes 2014 462A.201; Rental housing assistance program, Minn. Statutes 2014 462A.2097, 2014 462A.21

**Purpose:** To provide rental assistance to help low-income persons and families pay for privately owned rental housing.

## Major Program Components

For rental assistance funding, there are three options: tenant-based, sponsor-based, and project-based rental assistance. Housing Trust Fund rental assistance is intended to be temporary in nature and to provide assistance through an Administrator to an individual household or through the owner of an Agency-financed development approved to receive project-based rental assistance.

Usually, HTF Rental Assistance helps people rent any apartment or other housing where a landlord will accept it as a form of payment. This means that you can choose the housing you want to rent. The housing you choose will have to meet standards, which include making sure it is in good physical condition, is the right size for your family, and has a reasonable rent.

## Program Delivery (Setting)

The program is funded through the state of Minnesota and administered by a number of agencies.

## Eligibility Criteria

HTF Rental Assistance helps people with low income. Access is through local Continuum of Care Coordinated Entry systems. A person or family may receive HTF Rental Assistance with up to 60% of median family income.

HTF agencies may focus on helping specific populations, including those who:

- Are long-term homeless
- Have extremely low income
- Have HIV/AIDS
- Have chemical dependencies or mental illness

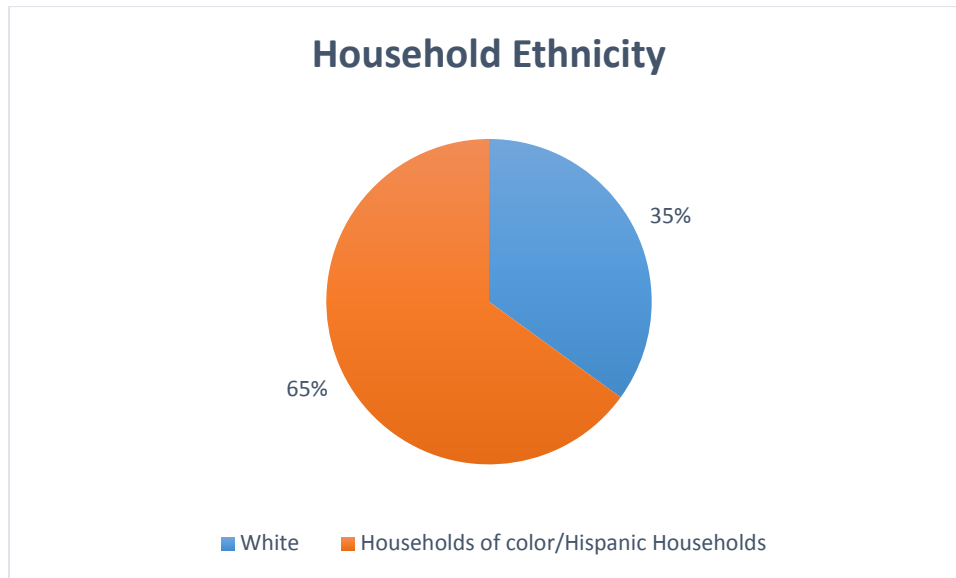
## Program Reach

Number of Programs & Geographic Areas Served	Number of Eligible Children	Number of Children/Families Participating	Number of Parents
40 agencies in 68 counties administer Rental Assistance	2,496 (FY 2016)	Households or Units Assisted – 1,772 (FY 2016)	1,042 families with children

## Program Funding

Annual Funding by Source	Appropriated Cost per Participant
\$23,442,000 (FY2018-2019)	FY 2016: \$7,248 average assistance per household or units *Average assistance per household is estimated for 12 months based on average monthly assistance paid in the reporting year.

## Participant Demographics



**Family Income:** FY16 Median Annual Household Income \$9,186 (11.9% of state median)

### Existing Program Evaluation

Program administrators are evaluated monthly regarding utilization and administration. Annual program evaluation is included in Minnesota Housing 2016 Annual Report and Program Assessment.

<http://www.mnhousing.gov/wcs/Satellite?c=Page&cid=1358904870907&pagename=External%2FPage%2FEXTStandardLayout>

### History of Program

The Minnesota Legislature established the Housing Trust Fund (HTF) in 1988 to support the development of affordable housing for low-income persons and families. Revenue for the HTF is generated from the interest earnings on real estate broker's trust accounts as provided under section 82.24, subdivision 8; money appropriated and transferred from other state appropriated funds; gifts, grants and donations received from the United States, private foundations, and other sources.

In 2001, the Legislature, at the request of Minnesota Housing, made substantial changes to HTF including the expansion of its funding activities. Since 2002, HTF may be used to provide operating subsidy and rental assistance funding, in addition to the capital funding it has historically provided. In 2005, HTF rules were modified to add a funding priority for developments and programs that serve households experiencing long-term homelessness in response to the State's Business Plan for Ending Long-term Homelessness (LTH).

# MINNESOTA OFFICE OF HIGHER EDUCATION

## Postsecondary Child Care Assistance Grant Program

**Program Authority (ies):** Minn. Stat. 136A.125

**Purpose:** To provide financial assistance to low-income students who have children in child care while attending a Minnesota eligible college and are not receiving benefits from the Minnesota Family Investment Program (MFIP).

### Major Program Components

- The maximum award is \$3,000 per full-time academic year per eligible child. Eligible students receive the lesser of actual child care costs or the maximum award.
- Students may also be awarded for the summer term.
- The maximum award may be increased by 10% for higher infant care costs.
- Students with incomes up to 200% of the federal poverty guidelines qualify for the maximum award.
- Students with incomes above 200% of the federal poverty guidelines qualify for a lesser amount until eligibility phases out.
- Students are responsible for covering child care costs not covered by the Child Care Grant.

### Program Delivery (Setting)

- Each academic year, students complete the standard financial aid application (FAFSA) as well as a separate Postsecondary Child Care Grant application.
- Eligibility, awarding and disbursement are done on campus by the financial aid office.
- Campuses report final data to the Office of Higher Education after the close of the academic year.

### Eligibility Criteria

Program eligibility requirements:

- MN resident as defined in MS 136a.101, Subd. 8
- Not receiving MFIP benefits
- Undergraduate students enrolled 6-15 credits, graduates enrolled 1-6 credits
- Not in default on student loan
- Making satisfactory academic progress in college
- Be an undergraduate or graduate student who has been enrolled full time less than ten semesters or the equivalent, or have a baccalaureate degree and been enrolled full time less than ten semesters or the equivalent in a graduate or professional degree program.
- Notifies the financial aid office of any changes to child care rates, hours, MFIP status within 10 days

### Program Reach

Number of Programs & Geographic Areas Served	Number of Eligible Children	Number of Children/Families Participating	Number of Parents
67 campuses in all parts of the state participate. Use is heaviest at two-year public colleges, since they attract the largest number of students who are parents.	For the past several years, there has not been a waiting list for this program, so this would be the same as number of children participating.	2,833 children for academic year 2016-2017	1,775 students for academic year 2016-2017

### Program Funding

Annual Funding by Source	Appropriated Cost per Participant
\$6,694,000 annual appropriation from the state's general fund	The average award per student for this program is approximately \$3,387.

**Participant Demographics:**

**Ethnicity:** Not collected on application.

**Family Income:** Median family income of \$20,291 for academic year 2016-2017.

**History of Program**

First implemented for academic year 1989-1990. Initially modeled after the DHS Basic Sliding Fee Child Care Assistance Program in that the Child Care Grant covered all of the student's child care costs. Later redesigned in mid 1990s to cap awards with maximum award chart to distribute funding to more students. The annual program appropriation has grown from \$2 million to almost \$6.7 million.

# INTERNAL REVENUE SERVICE

## Earned Income Tax Credit

**Program Authority:** Enacted by Congress in 1975

**Purpose:** EITC, the Earned Income Tax Credit, sometimes called EIC or Earned Income Credit is a refundable tax credit. Meaning, EITC can reduce the federal tax to zero and any unused credit is refunded. But, workers must file a tax return to get the credit even if their income is below the filing requirement. To qualify, workers must have taxable income from working for someone or from running a business or farm.

### Major Program Components

2015 EITC Income Limits, Maximum Credit Amounts and Tax Law Updates

Earned Income and AGI Limits

Earned income and adjusted gross income (AGI) must each be less than:

If filing...	Qualifying Children Claimed			
	Zero	One	Two	Three or more
<b>Single, Head of Household or Widowed</b>	\$15,010	\$39,617	\$45,007	\$48,340
<b>Married Filing Jointly</b>	\$20,600	\$45,207	\$50,597	\$53,930

Investment Income Limit

Investment income must be \$3,450 or less for the year.

Maximum Credit Amounts

The maximum amount of credit for Tax Year 2017 is:

- \$6,318 with three or more qualifying children
- \$5,616 with two qualifying children
- \$3,400 with one qualifying child
- \$510 with no qualifying children

For more information on whether a child qualifies you for EITC, see:

- Qualifying Child Rules, or
- Publication 596, Rules If You Have a Qualifying Child.

### Program Delivery (Setting)

EIC is claimed by any qualified taxpayer when filing their annual return. See criteria above for claiming EIC.

### Eligibility Criteria

Basic Qualifications

All Workers Claiming the EITC Must:

- Have a valid Social Security number
- Not file as "married filing separate"

- Not file Form 2555 or Form 2555-EZ (related to Foreign Earned Income),
- Meet the investment income limitation (\$3,350 or less for tax year 2014),
- Have earned income
- Not be the qualifying child of another person
- Generally, be a U.S. citizen or resident alien for the entire year

To Claim EITC With a Qualifying Child, the Child Must Pass All of the Following Tests:

- Relationship
  - A son or daughter (including an adopted child or child placed for adoption)
  - Stepchild
  - Foster child placed by an authorized placement agency or court
  - Brother, sister, half-brother, half-sister, stepbrother, stepsister or a descendant of any of them
- Age, at the end of the filing year, the child was:
  - Younger than the worker (or the worker's spouse if married filing jointly) and
    - younger than 19,
    - or, younger than 24 and a full-time student
  - Any age if permanently and totally disabled
- Residency
  - Child must live with the worker, or the worker's spouse if filing a joint return, in the United States\* for more than half of the year.
- Joint Return
  - The child cannot have filed a joint return, unless the child and the child's spouse did not have a filing requirement and filed only to claim a refund.

Note: For EITC, the qualifying child does not need to meet the support test under the Uniform Definition of a Child. See Understanding Who is a Qualifying Child.

Warning: Only one person can claim the same qualifying child for EITC and other tax benefits. If more than one person claims the same child, IRS applies the tiebreaker rules. Read more about the tiebreaker rules here.

To Claim EITC Without a Qualifying Child, You, and Your Spouse if you File a Joint Return:

- Must have lived in the United States for more than half of the tax year,
- Either you (or your spouse if filing a joint return) must be at least age 25 but less than age 65
- Cannot qualify as the dependent of another person.

\*Special rules apply for members of the Military on extended duty outside the United States. See the Military section on the Special Rules for EITC page on [irs.gov](http://irs.gov) for more information.

## **Program Reach**

Nation-wide

## **Funding Source**

U.S. Congress

## **Participant Demographics**

2013 – 344K Minnesotan’s claimed EIC for a total of \$732 million. Average refund \$2,124.



TY 2012 MN participation rate 79.7% (I would suggest this was significantly higher in TY 2013, and 2014 due to extensive statewide EIC marketing coupled with information on free tax prep assistance providers across the state targeting low income/elderly/LEP and disabled filers.)

### **Existing Program Evaluation**

EITC along with the refundable portion of the Child Tax Credit lifted an estimated 10.1 million people out of poverty, including 5.3 million children

### **History of Program**

Enacted by Congress in 1975, the Earned Income Tax Credit or EITC is a federal income tax credit for workers who don't earn a high income and who meet certain eligibility requirements. Taxpayers who qualify and claim the credit could pay less federal tax, pay no tax or even get a tax refund. Individuals do not need to have children to claim EITC. Also, there are special rules for individuals receiving disability benefits and members of the military. Generally, income and family size determine a taxpayer's eligibility and the EITC amount a taxpayer can receive. The maximum amount of the credit for Tax Year 2014 is \$6,143. Almost 28 million received over \$66 billion in EITC for tax year 2013. The average amount of EITC credited for tax year 2013 was \$2,407.