

Instructions for accessing, downloading, and saving for offline access of FMG documents on iPhone

In this guide you will learn:

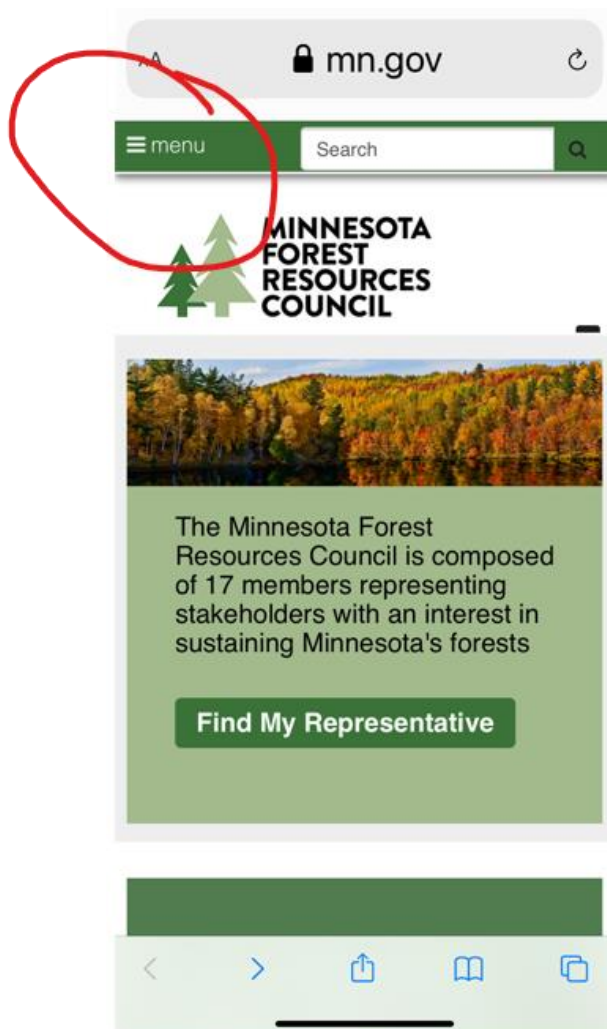
- Where to find the downloadable FMG documents on the MFRC website
- How to download the documents to your iPhone for offline access
- How to access the saved documents when offline

Navigating to the documents (pdfs):

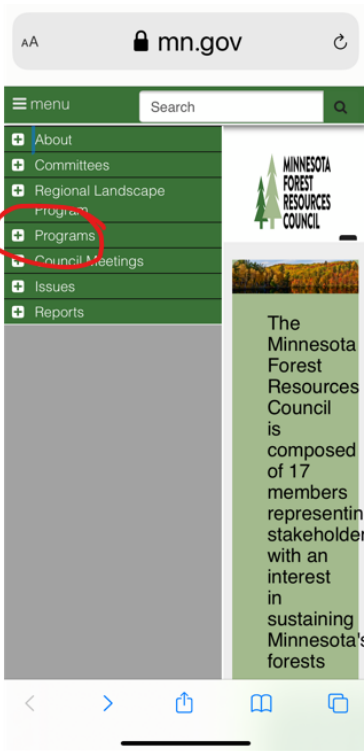
Open Safari* on your iPhone and navigate to the MFRC website (<https://mn.gov/frc/> or search for Minnesota Forest Resources Council)

*The Safari browser *must* be used to complete these instructions.

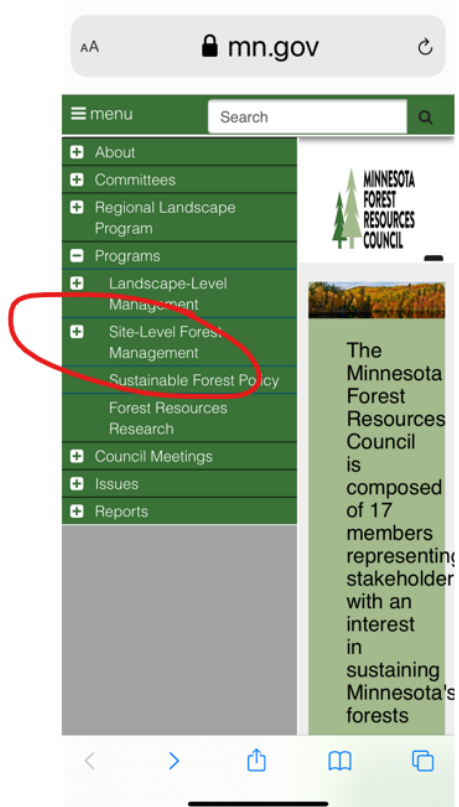
Once on the MFRC homepage, click “menu” in the upper left corner:



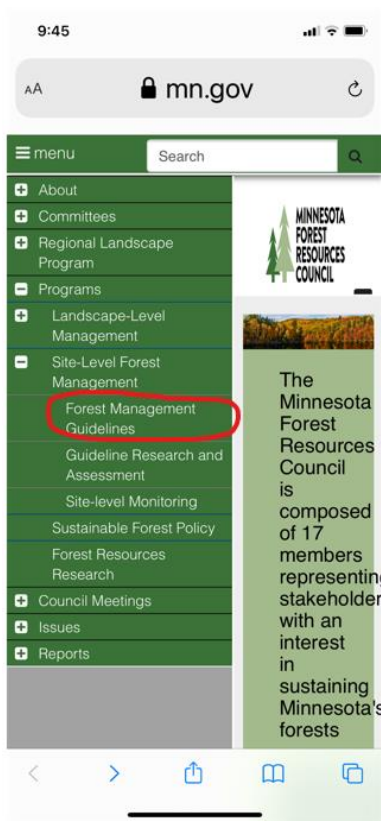
Then "Programs":



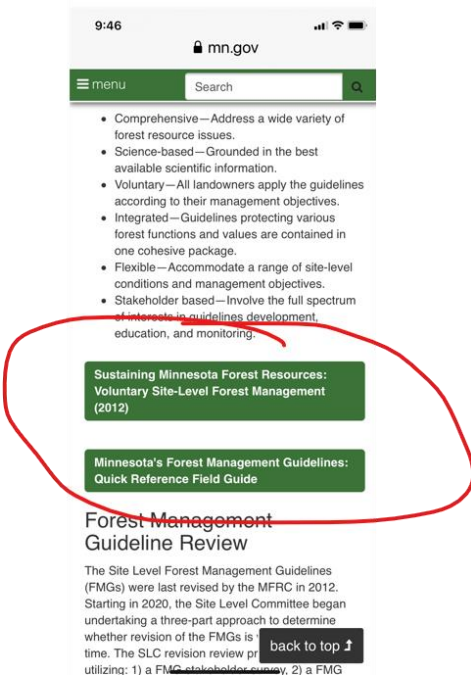
Then Site-Level:




Then “Forest Management Guidelines”:



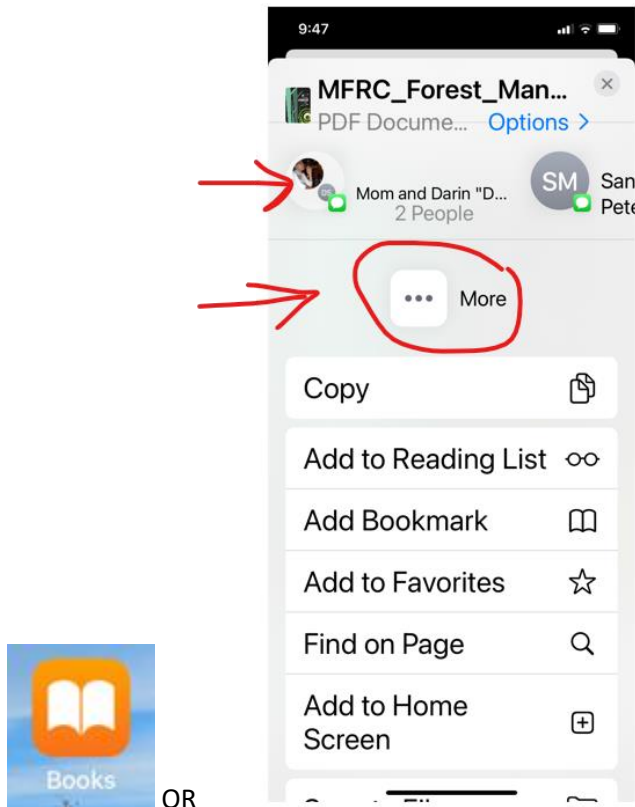
Scroll down on the Forest Management Guidelines page until you see green buttons for the full FMG document and the FMG field guide:



Select a button to open the PDF document. When the document opens, select the “download” icon on the bottom:

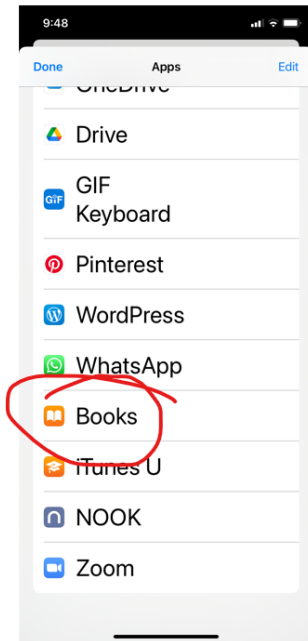


Then next screen will have two rows of options for download across the top. Swipe through them until you find the “Books”. If you do not find the “Books” icon, select “More”.

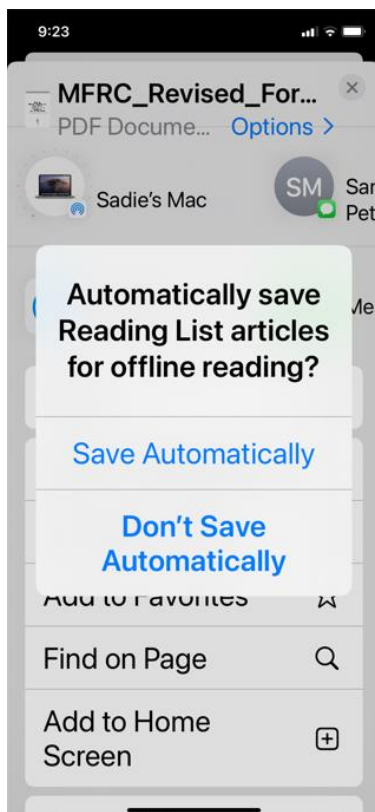


OR

If you selected “More”, scroll down on the next screen and look for “Books”.



At some point you might get a pop up that asks if you would like save automatically for offline reading. I selected “Save Automatically”. The goal is to save these so they are available offline. If you select “Don’t Save Automatically”, you might be asked if you would like this document to be available offline. If you have any troubles with this, please let me know and I’ll try to work through it with you.



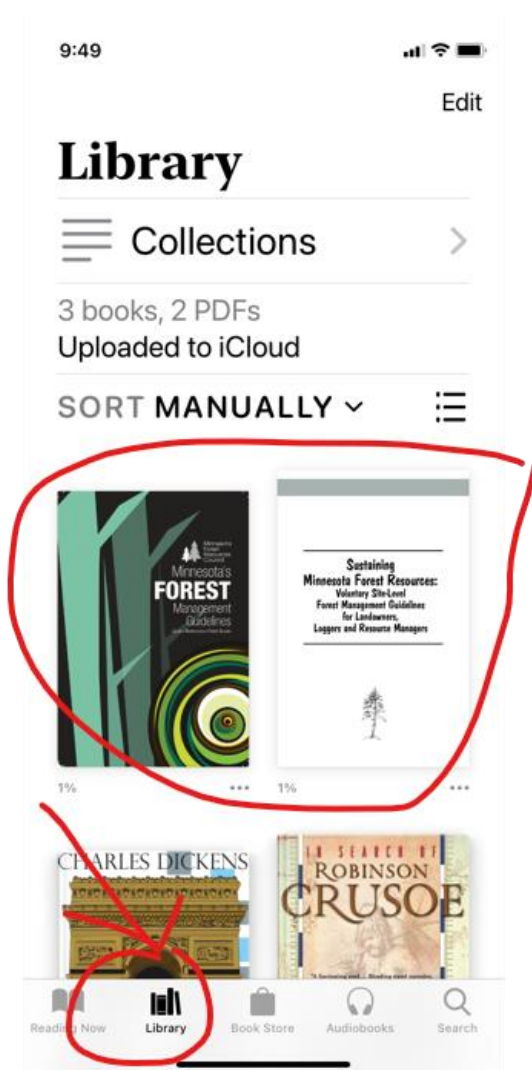
After you click on the Books icon, the document should open in the Books app.

The document should now be saved in Books. To test if it is available offline, go to your settings, turn on Airplane Mode and follow the next steps to see if the document is available.

To access the PDF via the Books app, find the Books icon on your iPhone:



Look in your Library for your document.



If testing, be sure to turn off Airplane mode when done.