









**1. What type of patient record does your ambulance service use?**

		Response Percent	Response Count
Electronic medical record only		27.0%	41
<b>Paper document only</b>		<b>73.0%</b>	<b>111</b>
<b>answered question</b>			<b>152</b>
<b>skipped question</b>			<b>10</b>

**2. What is the annual call volume for your ambulance service?**

		Response Percent	Response Count
less than 100 per year		8.9%	14
<b>100-499 per year</b>		<b>44.6%</b>	<b>70</b>
500-999 per year		15.9%	25
1000-4,999 per year		22.9%	36
5,000-10,000 per year		1.9%	3
More than 10,000 per year		5.7%	9
<b>answered question</b>			<b>157</b>
<b>skipped question</b>			<b>5</b>

### 3. What size community does your ambulance serve?

		Response Percent	Response Count
Urban(Metropolitan)		5.7%	9
Suburban (Areas surrounding metropolitan areas)		15.9%	25
Rural/Wilderness		78.3%	123
answered question			157
skipped question			5

### 4. How would you define the status of the EMS personnel on your ambulance service roster?

		Response Percent	Response Count
All Paid		26.9%	42
Partially Paid (Mix of paid and volunteer)		30.1%	47
<b>All Volunteer (Meets the definition of a volunteer in Minnesota Statutes: Volunteer ambulance attendant. "Volunteer ambulance attendant" means a person who provides emergency medical services for a Minnesota licensed ambulance service without the expectation of remuneration and who does not depend in any way upon the provision of these services for the person's livelihood...")</b>		42.9%	67
answered question			156
skipped question			6

**5. Are you aware the State of Minnesota Emergency Medical Services Regulatory Board (EMSRB) collects EMS data through the MNSTAR EMS data collection system?**

		Response Percent	Response Count
yes		99.4%	157
no		0.6%	1
	Comment		5
answered question			158
skipped question			4






**6. Have you or your medical director ever requested data reports from the EMSRB/MNSTAR database?**

		Response Percent	Response Count
yes		40.5%	64
no		49.4%	78
don't know		10.1%	16
answered question			158
skipped question			4




**7. If you answered yes to the question above, how do you use the data?**

	Response Count
	64
answered question	64
skipped question	98






**8. How often does your ambulance service or medical director use the online report writer functions and tools in MNSTAR for reviewing service data or for service quality assurance and quality improvement?**

		Response Percent	Response Count
Never		41.1%	62
Less than once a month		36.4%	55
Monthly		16.6%	25
Weekly		4.6%	7
Daily		1.3%	2
	Comment		12
<b>answered question</b>			<b>151</b>
<b>skipped question</b>			<b>11</b>




**9. How would you describe the added costs of submitting data to the MNSTAR database as experienced by your ambulance service?**

		Response Percent	Response Count
None or minimal cost		33.1%	50
<b>Modest but manageable cost</b>		<b>54.3%</b>	<b>82</b>
Significant cost		12.6%	19
<b>answered question</b>			<b>151</b>
<b>skipped question</b>			<b>11</b>

**10. How many person-hours per month is spent at your ambulance service submitting data to MNSTAR? (Note: This should not include the time spent entering patient/event data into your charting system, but only tasks directly associated with submitting data to MNSTAR.)**

		Response Percent	Response Count
More than 20 hours/week		6.5%	10
10-19 hours per week		11.0%	17
5-9 hours per week		25.2%	39
<b>1-4 hours per week</b>		<b>51.6%</b>	<b>80</b>
None		5.8%	9
<b>answered question</b>			<b>155</b>
<b>skipped question</b>			<b>7</b>

**11. 3. How does your ambulance service currently submit data to the EMSRB/MNSTAR?**

		Response Percent	Response Count
<b>Direct Data Entry to MNSTAR Web-Site</b>		<b>67.3%</b>	<b>101</b>
Post Data to MNSTAR via the ImageTrend Service Bridge, Field Bridge or Fire Bridge		18.0%	27
Import Data to MNSTAR via 3rd party vendor EMS data collection software		14.7%	22
<b>answered question</b>			<b>150</b>
<b>skipped question</b>			<b>12</b>




## 12. Have you communicated with your software vendor about transitioning to the NEMESIS 3.0 data set?

		Response Percent	Response Count
yes		27.3%	15
no		34.5%	19
I don't know		25.5%	14
N/A (This will be an appropriate response if you are currently using the MNSTAR direct data entry website for submitting patient care reports)		12.7%	7
<b>answered question</b>			<b>55</b>
<b>skipped question</b>			<b>107</b>



## 13. How would you describe the projected cost to your ambulance service if a transition to NEMESIS 3.0 is required?

		Response Percent	Response Count
No cost		14.3%	2
<b>Minimal cost</b>		<b>50.0%</b>	<b>7</b>
Significant but manageable cost		28.6%	4
Cost prohibitive		7.1%	1
Comment			2
<b>answered question</b>			<b>14</b>
<b>skipped question</b>			<b>148</b>




**14. If automatic reports of MNSTAR data were generated and distributed to your region or ambulance service, would you utilize the data?**

		Response Percent	Response Count
Yes		46.8%	72
No		11.7%	18
Unsure		41.6%	64
		<b>answered question</b>	<b>154</b>
		<b>skipped question</b>	<b>8</b>

**15. Which of the following best describes how you would feel if the mandate to submit data to MNSTAR were lifted?**

		Response Percent	Response Count
<b>The cost of submitting is reasonable and we would continue to submit data even if the mandate was lifted.</b>		68.9%	102
The cost of submitting is prohibitive and we would stop submitting data if the mandate were lifted.		31.1%	46
		<b>answered question</b>	<b>148</b>
		<b>skipped question</b>	<b>14</b>

**16. How important is mandatory MNSTAR reporting by ambulance services in terms of Minnesota's ability to maintain and improve the quality of EMS care in the state?**

		Response Percent	Response Count
Very important		36.2%	55
<b>Someone important</b>		<b>37.5%</b>	<b>57</b>
Not important at all		26.3%	40
<b>answered question</b>			<b>152</b>
<b>skipped question</b>			<b>10</b>

**Page 3, Q1. Are you aware the State of Minnesota Emergency Medical Services Regulatory Board (EMSRB) collects EMS data through the MNSTAR EMS data collection system?**

1	It so far has served us no purpose other than taking a lot of time to do	May 6, 2011 6:52 PM
2	I'm the one who enters these reports in for our service.	May 4, 2011 3:43 PM
3	Has been for many years and is mandatory	May 3, 2011 1:58 PM
4	dump this system	May 3, 2011 6:31 AM
5	The amout of data asked for is overwhealming and time consuming for volunteer services	May 2, 2011 10:22 AM



**Page 3, Q3. If you answered yes to the question above, how do you use the data?**

1	quality assurance and data collection	May 14, 2011 4:53 PM
2	grant applications	May 9, 2011 5:52 PM
3	Case and personnel review	May 9, 2011 1:56 PM
4	reports for the hospital	May 8, 2011 3:49 PM
5	USDA-RD wanted some of the data for a grant application and we have used it internally for self-review/improvement	May 6, 2011 5:24 PM
6	To help get grants.	May 5, 2011 4:35 PM
7	QA, Billing	May 5, 2011 12:29 PM
8	QA in response times to the type of call to care given.	May 5, 2011 11:44 AM
9	QA/QI, staffing requests,	May 5, 2011 10:15 AM
10	It was a long time ago when we first started entering in reports. It was just to be able to print out all calls we have in a year with certain criteria(but we don't use it anymore).	May 4, 2011 3:43 PM
11	Review for general operating	May 4, 2011 2:29 PM
12	Not sure	May 4, 2011 11:37 AM
13	How many runs to ski hill or to outlying towns. Runs per month, trauma vs medical, times, mileages, QI. etc.	May 4, 2011 9:14 AM
14	wasn't ever received	May 4, 2011 9:08 AM
15	annual reports, contract info	May 4, 2011 6:53 AM
16	looking up crew no. and type of calls we are having.	May 3, 2011 9:07 PM
17	year end totals and information	May 3, 2011 8:03 PM
18	I pull reports directly from MNStar, mostly for QA purposes.	May 3, 2011 3:56 PM
19	for squad members to read and review certain run reports	May 3, 2011 3:50 PM
20	Strategic analysis, community reports, etc.	May 3, 2011 2:36 PM
21	To compile response times for different types of calls and to track trends in regards to busiest days, location of calls, types of calls, etc.	May 3, 2011 1:58 PM
22	QI	May 3, 2011 1:20 PM
23	Statistics - e.g. destinations, advanced procedures, run times, etc.	May 3, 2011 11:45 AM
24	QA/QI	May 3, 2011 11:26 AM
25	Chart usage and schedule for cost evaluation	May 3, 2011 8:53 AM
26	Run data. Origin of calls by city/county for local government support.	May 3, 2011 8:43 AM

**Page 3, Q3. If you answered yes to the question above, how do you use the data?**

27	Use it to prepare annual recap reports for the 18 entities that we serve	May 3, 2011 8:42 AM
28	More as a comparison to our internal reporting.	May 3, 2011 8:35 AM
29	MVA Stats for possible stop light and Tavern closure, In house reports	May 3, 2011 8:34 AM
30	we pull our own data	May 3, 2011 8:16 AM
31	year to year comparisons	May 3, 2011 7:50 AM
32	We use data from this database to calculate the type of calls we had throughout the year, how many runs each member had and what type of drugs was administered in the year.	May 3, 2011 7:28 AM
33	Track runs to destination to determine percent of inter-facility transfers.	May 3, 2011 7:26 AM
34	we have no reason to use it, the state should not be collecting this data	May 3, 2011 6:31 AM
35	Run volume, higher call times, days, out of city limits runs	May 2, 2011 10:10 PM
36	to review call type and volume and estimate staffing needs. mostly used for demographical info.	May 2, 2011 8:21 PM
37	Annual statistics	May 2, 2011 8:09 PM
38	Basic information for the paper (types of runs).	May 2, 2011 6:59 PM
39	Run reviews on certain calls.	May 2, 2011 5:37 PM
40	for Quality reports for the hospital	May 2, 2011 5:17 PM
41	Used to fill out a quarterly hospital patient quality assurance report.	May 2, 2011 4:28 PM
42	QA/QI , finace	May 2, 2011 3:29 PM
43	Study of what time of day most calls take place, number of transfer from local hospital and time of day they took place.	May 2, 2011 3:10 PM
44	Statistics	May 2, 2011 2:38 PM
45	Just for our own service	May 2, 2011 2:38 PM
46	general statistics only.	May 2, 2011 2:23 PM
47	We compile all the calls and stand bys from the past year and use it to determine training needs and/or stats for the years calls.	May 2, 2011 2:22 PM
48	Annhual reports for ambulance service.	May 2, 2011 2:16 PM
49	call volume, time of calls, response times	May 2, 2011 2:13 PM
50	Q/A and review purposes	May 2, 2011 2:10 PM
51	General statistics	May 2, 2011 2:10 PM
52	monthly call stats	May 2, 2011 1:56 PM

**Page 3, Q3. If you answered yes to the question above, how do you use the data?**

53	QA/QI	May 2, 2011 1:55 PM
54	Annual reports to the board and city council. The MNSTAR system is very important as we use this information to seek subside support from the townships that we cover.	May 2, 2011 1:03 PM
55	to review call response times, timing of calls,number of calls	May 2, 2011 12:59 PM
56	QA processes and quarterly, annual reports	May 2, 2011 12:28 PM
57	Call types times ect.	May 2, 2011 12:04 PM
58	Planning process	May 2, 2011 11:17 AM
59	I am new in this position as fo 2011. I will be requesting Data so that I can keep track of what we do.	May 2, 2011 11:06 AM
60	Call volume, time of day resources needed, day of week resources used to help focus staffing and training. Trauma, medical seperations to determine equipment needs and importance or prioritization. Also to help with training needs decisions.	May 2, 2011 11:05 AM
61	Year end reports. This information is not very user friendly. It is hard to retriive good information	May 2, 2011 10:22 AM
62	Staffing needs	May 2, 2011 10:04 AM
63	Yearly statistics, medication usage, procedure usage, response times	May 2, 2011 10:03 AM
64	QA/QI Staff information regarding patient care, community stats... We use it a lot!	May 2, 2011 9:14 AM

**Page 3, Q4. How often does your ambulance service or medical director use the online report writer functions and tools in MNSTAR for reviewing service data or for service quality assurance and quality improvement?**

1	we have our own	May 5, 2011 8:01 AM
2	We really don't utilize this like we should. I just play around with it once in a while for the fun of it.	May 4, 2011 3:43 PM
3	Was not aware of this being available	May 3, 2011 4:46 PM
4	it is available at our monthly meetings	May 3, 2011 3:50 PM
5	or more	May 3, 2011 11:26 AM
6	Reporting is done quarterly	May 3, 2011 11:05 AM
7	Any additional training would be helpful for people new to the MnStar system	May 3, 2011 10:37 AM
8	Once or twice a year	May 3, 2011 8:42 AM
9	I use it occasionally maybe quarterly	May 2, 2011 2:07 PM
10	once a year	May 2, 2011 12:59 PM
11	We use our Zoll Billing and Dispatch software to run reports and QA.	May 2, 2011 11:18 AM
12	We are just starting the electronic reports so the Report writer tool is awesome	May 2, 2011 11:06 AM

**Page 6, Q1. How would you describe the projected cost to your ambulance service if a transition to NEMSIS 3.0 is required?**

1	Have no idea yet.	May 5, 2011 11:28 AM
2	That we are aware of. Our 3rd party has not given us final numbers yet.	May 2, 2011 11:07 AM