

**2025
PROBATION SURVEY**

Minnesota Department of Corrections
1450 Energy Park Drive, Suite 200 St.
Paul, MN 55108-5219
(651) 361-7200 TTY
(800) 627-3529
April 2026

This information will be provided in
alternative format upon request.

TABLE OF CONTENTS

Introduction.....	3
Methodology.....	3
Survey Design.....	3
Survey Administration.....	3
Findings.....	4
Figure 1. Minnesota Probation Population: 2015-2025.....	4
Table 1. Minnesota Probation Population: 2005-2025.....	4
Table 2. Five Largest Probation Organizations in Minnesota.....	5
Table 3. 2025 Probation Totals by Delivery System.....	5
Table 4. 2025 Probation Totals: Metro vs. Non-Metro.....	5
Figure 2. Adult Probationers by Gender: 2015-2025.....	6
Figure 3. Juvenile Probationers by Gender: 2015-2025.....	6
Figure 4. Adult Probationers by Race: 2015-2025.....	7
Figure 5. Juvenile Probationers by Race: 2015-2025.....	7
Figure 6. All Probationers by Ethnicity Status: 2015-2025.....	8
Appendix A. 2025 Probation Survey Process.....	9
Appendix B. 2025 Probation Survey Data by County.....	11
Appendix C. 2025 Supervised Release Totals.....	31
Appendix D. Court Services in Minnesota.....	37

Introduction

Minnesota’s probation system is a combination of state and county agencies spread throughout the state’s 87 counties. By the end of 2025¹, the Minnesota Department of Corrections (DOC) provided all probation services in 30 counties. In 18 counties, probation services were provided by a combination of county probation offices (CPO) and the DOC. In these counties, the DOC provided supervision for adult felons, and the county provided supervision for juveniles and adult non-felony cases. The remaining 39 counties participated in the Minnesota Community Corrections Act (CCA) where county staff provided all probation services.

The primary purpose of the Minnesota Probation Survey is to collect probation data from all counties annually for use by the DOC, the Minnesota Legislature, other state agencies, county probation offices, and other entities for management, policy-making, and federal reporting purposes. Please note: This survey does **not** count all individuals that state or county probation agencies provide service to; the survey specifically is designed to count only those individuals under “probation” supervision.

Methodology

Survey Design

The probation survey design allows the DOC to collect data requested by the U.S. Department of Justice, Bureau of Justice Statistics regarding Minnesota probationers. Two important tenets included in the survey design are the definition of “probationer” and capturing an individual probationer only once.

The definition of “probationer” refers to both adults and juveniles: “All probationers, regardless of conviction status, who have been placed under the supervision of a probation agency as part of a court order at any time including those ordered to pay restitution, complete community service, or monitoring.”

Capturing an individual probationer only once refers to counting an individual with multiple charges in the one category representing their most serious offense level.

Survey Administration

As part of Minnesota’s criminal justice information integration efforts, the Statewide Supervision System (S³) was designed to provide criminal justice professionals with electronic information through a secure website. This information includes data on juveniles and adults who are or have been on probation, detention, imprisoned, or jailed.

The DOC pulled and compiled probation data directly from S³ for all 87 counties and made county reports available for review and approval by each county prior to publication in this report.

¹ In 2025, Chisago County, Otter Tail County and Waseca County changed from the joint DOC/CPO delivery system to the CCA delivery system.

Findings

Figure 1. Minnesota Probation Population: 2015-2025*

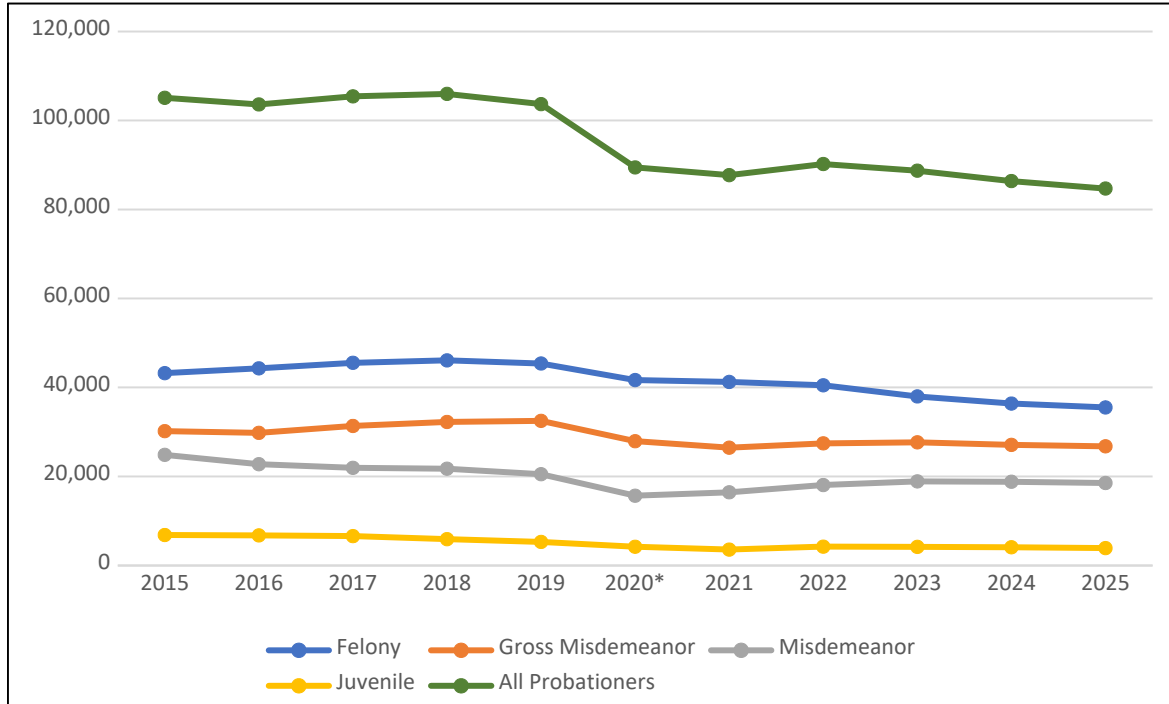


Table 1. Minnesota Probation Population: 2005-2025

	Felony	Gross Misdemeanor	Misdemeanor	All Adults	Juvenile	All Probationers
2005	41,195	33,557	42,321	117,073	14,312	131,385
2006	45,030	36,517	45,742	127,289	14,742	142,031
2007	45,633	38,177	43,987	127,797	14,181	141,978
2008	44,537	37,642	45,448	127,627	13,088	140,715
2009	44,353	36,788	40,305	121,446	11,025	132,471
2010	42,661	34,877	34,348	111,886	9,670	121,556
2011	41,073	33,444	33,269	107,786	8,540	116,326
2012	41,588	33,263	33,306	108,157	8,624	116,781
2013	41,230	31,162	29,370	101,762	7,471	109,233
2014	41,581	30,299	25,781	97,661	6,876	104,537
2015	43,215	30,181	24,862	98,258	6,839	105,097
2016	44,296	29,803	22,753	96,852	6,754	103,606
2017	45,549	31,344	21,937	98,830	6,590	105,420
2018	46,084	32,246	21,746	100,076	5,905	105,981
2019	45,384	32,495	20,511	98,390	5,289	103,679
2020*	41,664	27,920	15,670	85,254	4,201	89,455
2021	41,246	26,464	16,443	84,153	3,563	87,716
2022	40,487	27,442	18,070	85,999	4,221	90,220
2023	37,985	27,672	18,896	84,553	4,176	88,729
2024	36,385	27,096	18,816	82,297	4,092	86,389
2025	35,509	26,778	18,528	80,815	3,897	84,712

*When comparing the probation population over time, it is important to note that there was a substantial drop in the probation population in 2020 due to the coronavirus (COVID-19) pandemic.

Table 2. Five Largest Probation Organizations in Minnesota

	Adult Felony 2025	Adult Gross Misdemeanor 2025	Adult Misdemeanor 2025	Juvenile 2025	Total 2025
Hennepin County Community Corrections	7,637	5,387	1,982	382	15388
MN Dept. of Corrections Field Services	8,547	3,030	2,251	677	14505
Ramsey County Community Corrections	3,946	2,291	2,027	224	8488
Anoka County Community Corrections	2,025	2,059	1,608	236	5928
Dakota County Community Corrections	2,041	1,620	1,040	175	4876
Statewide Total	35,509	26,778	18,528	3,897	84,712

Table 3. 2025 Probation Totals by Delivery System

	2025 Year End	Males	Females	White	Black	American Indian	Asian	Other/Unknown	Hispanic	Non-Hispanic
CCA agencies	62,796	47,630	15,166	35,040	15,086	2,312	2,109	8,249	5,034	57,762
DOC agencies	14,505	10,776	3,729	10,318	1,225	2,018	210	734	984	13,521
CPO agencies	7,411	5,305	2,106	4,477	466	431	97	1,940	401	7,010
Total	86737	63711	21001	49835	16777	4761	2416	10923	6419	78293

Table 4. 2025 Probation Totals: Metro vs. Non-Metro

	2025 Year End	Males	Females	White	Black	American Indian	Asian	Other/Unknown	Hispanic	Non-Hispanic
Non-metro	42,591	31,685	10,906	29,393	3,975	3,472	594	5,157	3,268	39,323
7-County Metro*	42,121	32,026	10,095	20,442	12,802	1,289	1,822	5,766	3,151	38,970
Total	86737	63711	21001	49835	16777	4761	2416	10923	6419	78293

*7-County Metro: Anoka, Carver, Dakota, Hennepin, Ramsey, Scott, Washington

Figure 2. Adult Probationers by Gender: 2015-2025

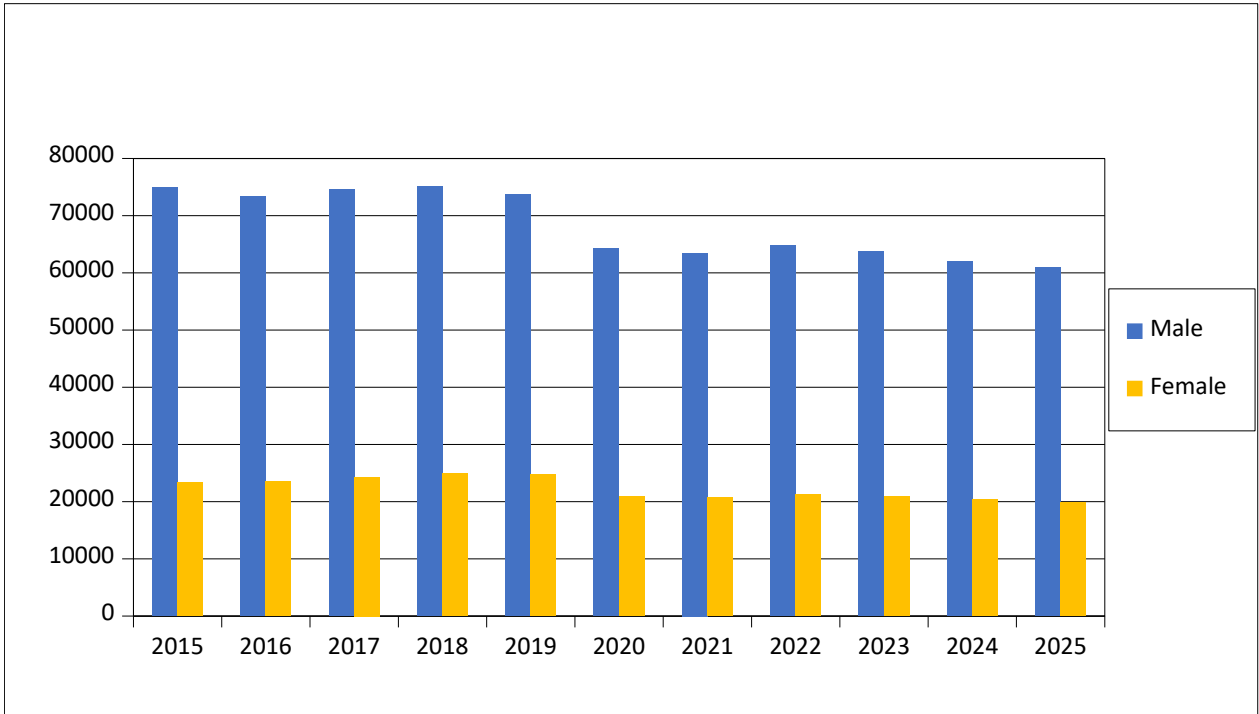


Figure 3. Juvenile Probationers by Gender: 2015-2025

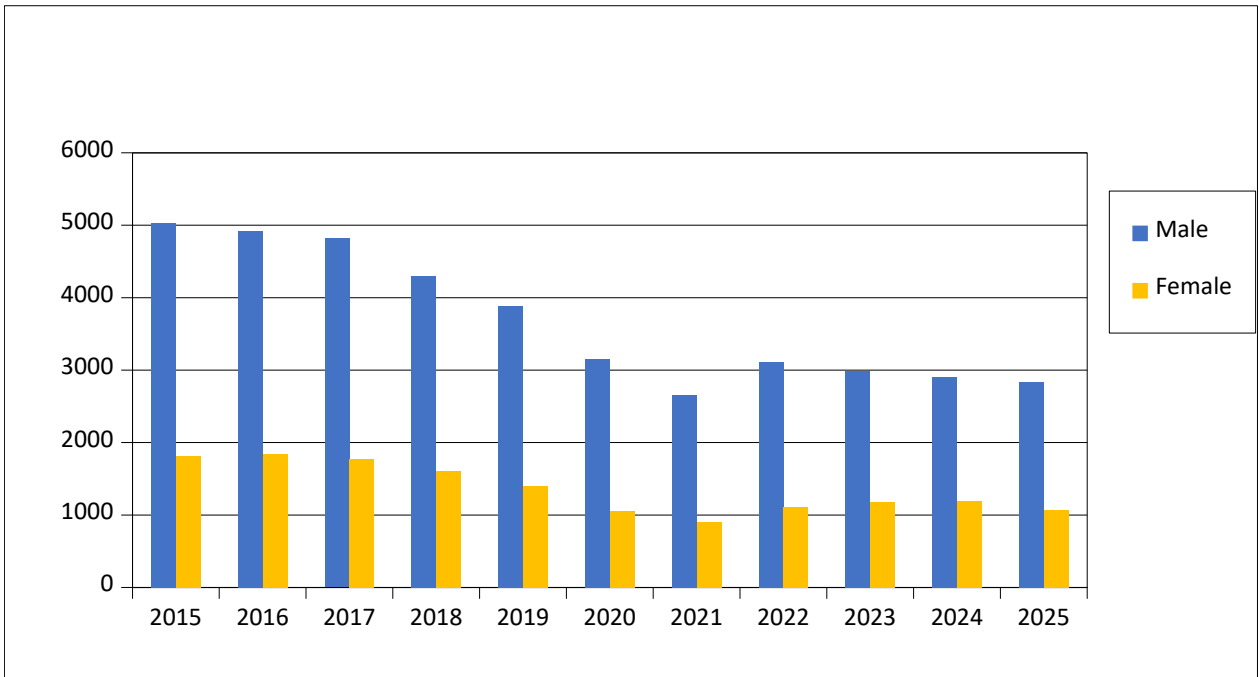


Figure 4. Adult Probationers by Race: 2015-2025

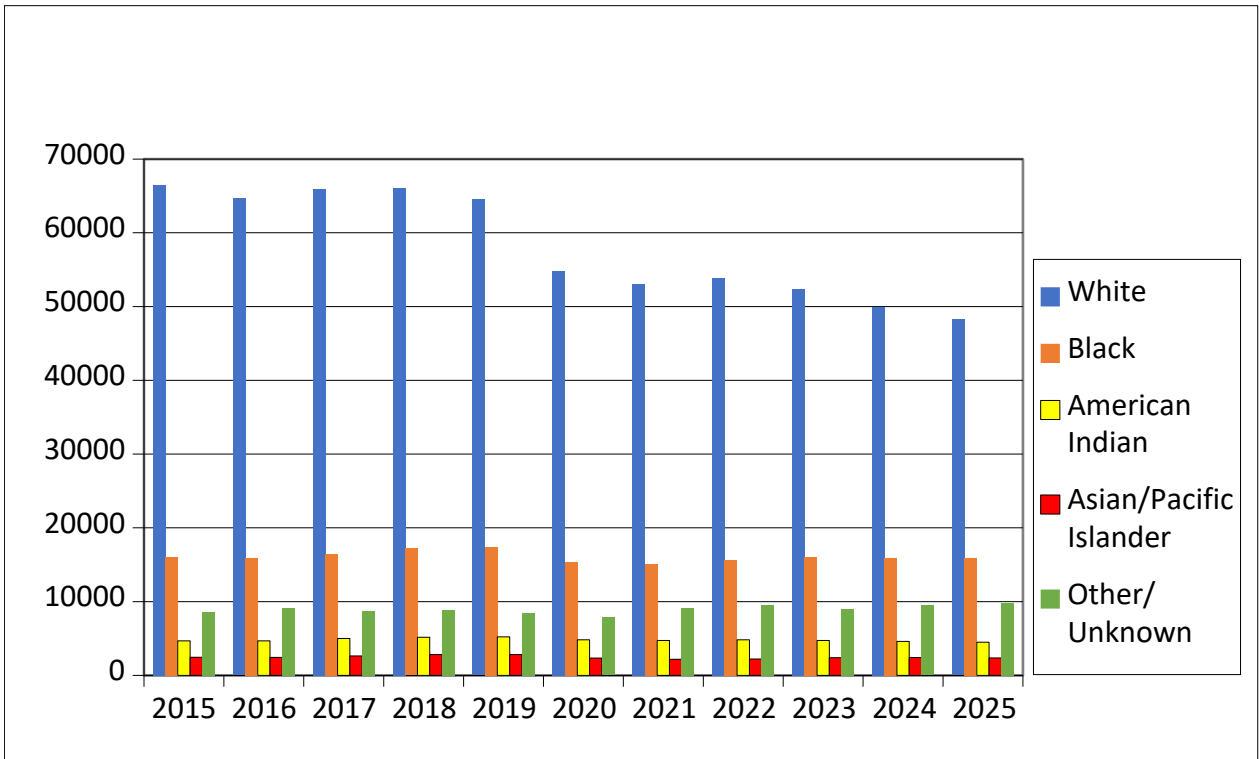


Figure 5. Juvenile Probationers by Race: 2015-2025

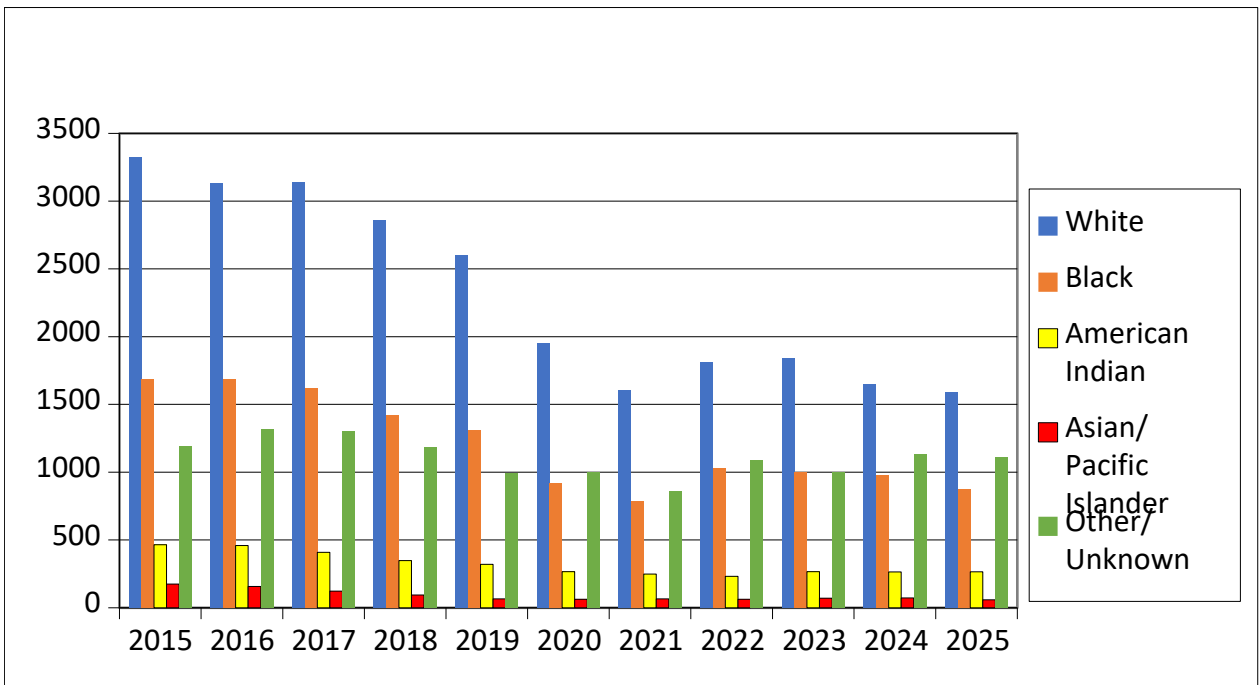
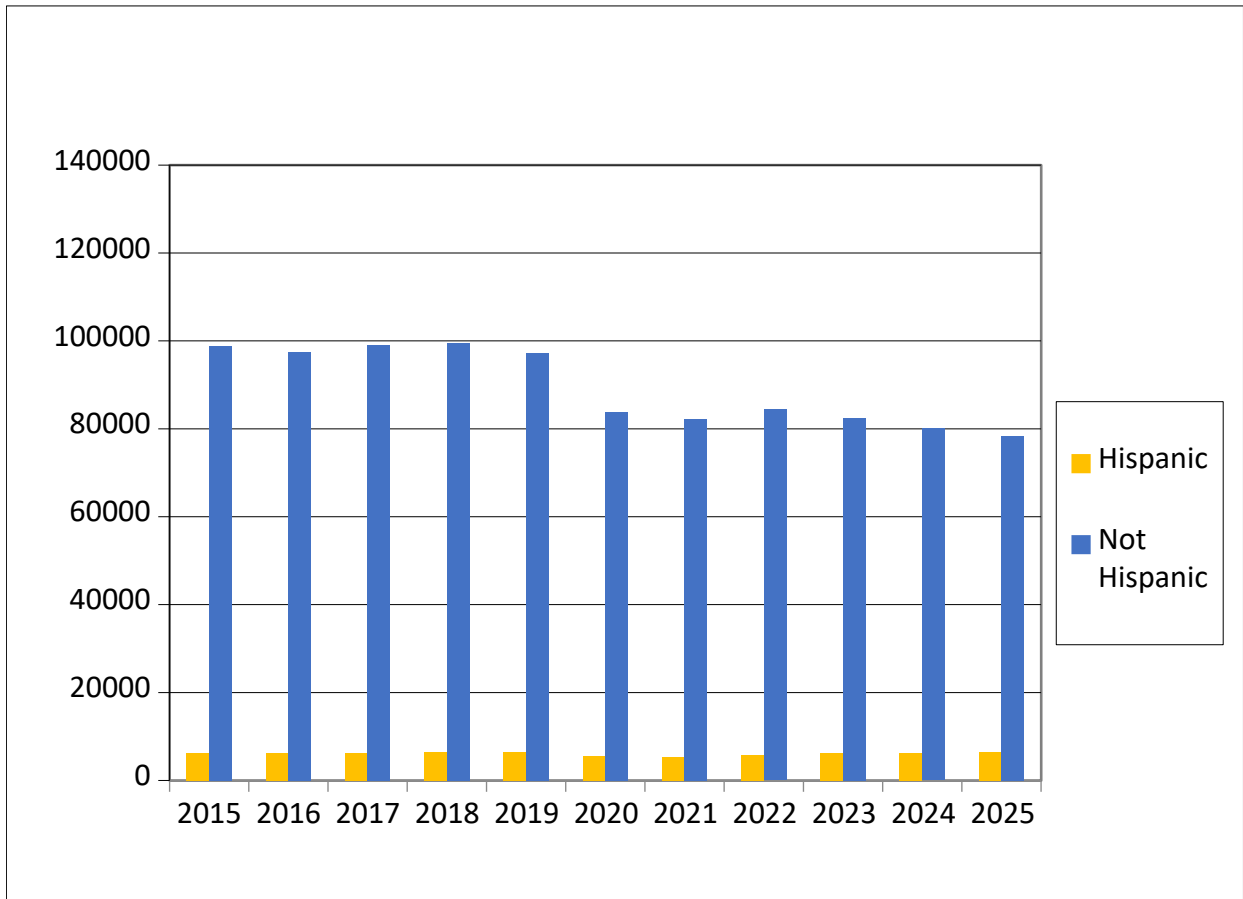


Figure 6. All Probationers by Ethnicity Status: 2015-2025



Appendix A. 2025 Probation Survey Process

The Probation Survey Process:

The probation survey is an annual report completed to provide supervision information to legislators, policymakers, the Minnesota Department of Corrections, Minnesota counties, and other government agencies.

In December of the report year a proposed timeline is created for data collection, reviewing of year-end summary reports and addressing data issues. This proposed timeline is emailed to:

- Community Corrections directors, to collect all CCA county probation information.
- Department of Corrections Field Services directors, to collect data on all probationers supervised by DOC felony agents and DOC contract agents, and
- County Probation Office directors, to collect data on all probationers supervised by CPO agents.

Figure 7. Timeline for the 2025 Probation Survey:

February 9, 2026	Snapshot taken of probation data from S ³
February 9-13, 2026	Agency reports are e-mailed to agency staff person
February 16-20, 2026	Agency staff review report
February 23-27, 2026	Agency staff report back to DOC approving report or indicating concerns
March 2-6, 2026	Data issues addressed and agencies give final approval
April, 2026	2025 Probation Survey Report finalized and published on DOC website

Who should be counted as a “probationer”?

All individuals, regardless of conviction status, under the supervision of your agency as part of a court order at any time between December 31, 2024, and December 31, 2025.

Individuals for whom there is a court order for supervision and/or services such as restitution, community service, or monitoring.

Individuals placed on probation under Minnesota Statutes 152.18 (“deferred adjudication” for certain drug offenses) and 609.135 (stay of imposition or execution) if you are providing probation supervision or services.

Individuals who are sent to your county from another county or state for supervision.

Who is excluded as a “probationer”?

Individuals on investigative status only, such as PSIs, pre-pleas, bail evaluations, etc.

Individuals on “bench probation,” “court probation,” or “summary probation,” who have not been placed under the supervision of a probation agency.

Pre-trial diversion and pre-trial supervision cases.

Juveniles receiving services under a CHIPS petition.

Individuals released from state correctional facilities, who are on supervised release, parole, intensive community supervision, etc.

Each ***probationer*** is reported only once, not the number of offenses or open files. If an individual is on probation for offenses of differing severity, they are reported in the category of highest severity. If a probationer is under both juvenile and adult supervision, the individual is reported only once as an adult or juvenile according to the more serious offense.

Appendix B. 2025 Probation Survey Data by County

	2024 Year-end Population	2025 Entries	2025 Removals	2025 Year-end Population	Male	Female	White	Black	American Indian	Asian/Pacific Islander	Other Race	Hispanic	Not Hispanic	Arson	Assault Domestic	Assault- Domestic	Burglary	Crime Against Family	Crime Against Justice	Crime Against Government	Crime Against Conduct	Criminal Sexual Conduct
Aitkin (CCA)																						
Felony	168	80	102	146	109	37	112	4	24	0	6	3	143	0	20	11	5	1	2	0	16	
Gross Misdemeanor	179	73	115	137	105	32	104	6	12	0	15	2	135	1	2	2	0	0	0	1	1	
Misdemeanor	91	72	61	102	72	30	83	0	6	0	13	2	100	0	5	11	0	0	1	0	0	
Juvenile	17	25	24	18	12	6	12	0	3	0	3	0	18	0	4	0	0	0	1	3	1	
Total	455	250	302	403	298	105	311	10	45	0	37	7	396	1	31	24	5	1	4	4	18	
Anoka (CCA)																						
Felony	1,969	952	896	2,025	1,604	421	1,298	469	65	65	128	130	1,895	8	196	171	76	4	27	14	198	
Gross Misdemeanor	2,222	878	1,041	2,059	1,562	497	1,159	389	52	91	368	209	1,850	1	47	78	9	6	27	12	18	
Misdemeanor	1,866	1,133	1,391	1,608	1,164	444	767	266	29	55	491	154	1,454	0	45	188	0	0	23	0	3	
Juvenile	256	394	414	236	154	82	107	83	8	3	35	34	202	0	35	18	4	0	7	0	6	
Total	6,313	3,357	3,742	5,928	4,484	1,444	3,331	1,207	154	214	1,022	527	5,401	9	323	455	89	10	84	26	225	
Becker (DOC)																						
Felony	312	90	115	287	209	78	161	15	105	2	4	3	284	0	32	29	19	1	2	0	16	
Gross Misdemeanor	97	71	53	115	81	34	63	8	37	1	6	0	115	0	4	12	0	2	1	0	3	
Misdemeanor	34	44	35	43	28	15	22	2	18	0	1	1	42	0	1	30	0	0	0	0	0	
Juvenile	41	92	93	40	27	13	9	2	8	0	21	0	40	0	8	7	1	0	0	2	2	
Total	484	297	296	485	345	140	255	27	168	3	32	4	481	0	45	78	20	3	3	2	21	
Beltrami (DOC)																						
Felony	591	154	181	564	352	212	176	18	366	0	4	8	556	2	60	44	32	1	5	0	30	
Gross Misdemeanor	145	103	59	189	114	75	58	5	108	1	17	1	188	0	6	25	0	6	3	0	4	
Misdemeanor	71	58	43	86	61	25	29	2	47	0	8	1	85	0	7	46	0	0	1	0	0	
Juvenile	48	43	39	52	38	14	11	0	29	0	12	0	52	0	17	0	3	0	2	2	5	
Total	855	358	322	891	565	326	274	25	550	1	41	10	881	2	90	115	35	7	11	2	39	
Benton (DOC)																						
Felony	315	115	127	303	241	62	195	79	15	4	10	12	291	5	35	27	7	0	6	0	28	
Gross Misdemeanor	445	155	153	447	327	120	335	74	7	7	24	19	428	1	8	29	4	3	9	2	4	
Misdemeanor	347	274	248	373	250	123	214	69	5	2	83	9	364	0	10	37	0	0	10	1	1	
Juvenile	58	101	74	85	50	35	18	7	0	0	60	1	84	1	2	7	0	0	0	30	5	
Total	1,165	645	602	1,208	868	340	762	229	27	13	177	41	1,167	7	55	100	11	3	25	33	38	
Bigstone (DOC/CPO)																						
Felony	21	18	16	23	16	7	17	0	2	1	3	2	21	0	2	1	0	0	0	0	2	
Gross Misdemeanor	24	17	14	27	20	7	3	0	0	0	24	0	27	0	0	1	0	0	0	0	0	
Misdemeanor	20	13	15	18	12	6	1	0	0	0	17	0	18	0	1	1	0	0	0	0	0	
Juvenile	2	10	7	5	4	1	0	0	0	0	5	0	5	0	0	0	0	0	0	0	2	
Total	67	58	52	73	52	21	21	0	2	1	49	2	71	0	3	3	0	0	0	0	4	
Blue Earth (CCA)																						
Felony	454	185	216	423	342	81	283	96	12	7	25	16	407	1	60	41	12	2	10	1	36	
Gross Misdemeanor	342	223	237	328	256	72	220	74	4	5	25	14	314	0	7	22	2	0	5	1	4	
Misdemeanor	269	351	335	285	209	76	177	56	5	7	40	16	269	0	23	42	0	0	7	0	0	
Juvenile	137	122	129	130	74	56	51	45	4	0	30	4	126	2	13	8	0	0	2	7	4	
Total	1,202	881	917	1,166	881	285	731	271	25	19	120	50	1,116	3	103	113	14	2	24	9	44	
Brown (DOC/CPO)																						
Felony	148	63	66	145	110	35	123	12	2	1	7	8	137	0	9	9	7	0	0	0	17	
Gross Misdemeanor	139	60	90	109	79	30	95	4	0	0	10	16	93	0	7	6	1	0	2	0	1	
Misdemeanor	145	162	144	163	98	65	77	6	1	0	79	16	147	0	4	10	0	0	0	1	0	
Juvenile	56	57	72	41	20	21	32	2	0	0	7	8	33	0	4	2	0	0	0	3	0	
Total	488	342	372	458	307	151	327	24	3	1	103	48	410	0	24	27	8	0	2	4	18	
Carlton (CCA)																						
Felony	221	103	71	253	198	55	152	11	85	4	1	8	245	2	32	34	5	1	0	0	17	
Gross Misdemeanor	139	76	89	126	88	38	84	7	31	0	4	4	122	0	5	11	1	1	1	1	1	
Misdemeanor	43	31	31	43	30	13	37	1	3	0	2	1	42	0	4	25	0	0	0	0	0	
Juvenile	25	15	22	18	15	3	6	1	9	1	1	0	18	0	6	2	1	0	1	0	4	
Total	428	225	213	440	331	109	279	20	128	5	8	13	427	2	47	72	7	2	2	1	22	
Carver (DOC/CPO)																						
Felony	478	173	172	479	357	122	359	78	16	17	9	14	465	2	57	37	9	1	5	6	47	
Gross Misdemeanor	476	241	221	496	363	133	362	40	6	5	83	50	446	0	13	26	0	2	16	2	5	
Misdemeanor	520	472	390	602	425	177	349	66	4	10	173	54	548	0	24	92	0	2	6	1	0	
Juvenile	80	106	99	87	61	26	64	14	2	1	6	15	72	0	16	5	1	0	2	6	0	
Total	1,554	992	882	1,664	1,206	458	1,134	198	28	33	271	133	1,531	2	110	160	10	5	29	15	52	

	Crim Vehicle Oper Harm	Crim vehicle Oper Death	Disturbing Peace	Drugs	DWI	Escape/Flight	Forgery	Gambling	Harassment/Stalking	Homicide	Status/Federal/Misc.	Kidnaping	Obscenity	Other Person	Property Damage	Robbery	Sex Related	Stolen Property	Theft	Traffic (Exclude DWI)	Vehicle Theft	Weapons	Unknown
Aitkin (CCA)																							
Felony	0	1	0	48	6	1	7	0	2	0	0	1	1	0	2	0	0	8	9	0	0	5	0
Gross Misdemeanor	1	0	4	7	94	0	1	0	1	0	0	0	0	0	2	0	0	0	4	15	0	1	0
Misdemeanor	0	0	11	2	40	0	0	0	5	0	0	0	0	0	2	0	0	0	3	20	2	0	0
Juvenile	0	0	2	0	1	0	1	0	0	0	2	0	0	0	2	0	0	0	0	1	0	0	0
Total	1	1	17	57	141	1	9	0	8	0	2	1	1	0	8	0	0	8	16	36	2	6	0
Anoka (CCA)																							
Felony	29	11	2	507	163	92	101	0	24	8	3	6	14	0	21	40	4	39	186	2	0	79	0
Gross Misdemeanor	26	1	21	72	1,458	12	16	0	17	0	6	0	8	0	20	1	3	9	85	72	0	34	0
Misdemeanor	1	0	155	4	679	2	2	1	22	0	3	0	8	1	13	0	0	7	188	252	1	9	1
Juvenile	0	0	24	0	2	3	1	0	0	2	49	0	4	0	12	4	0	0	25	30	1	9	0
Total	56	12	202	583	2,302	109	120	1	63	10	61	6	34	1	66	45	7	55	484	356	2	131	1
Becker (DOC)																							
Felony	2	1	1	80	40	6	11	0	4	4	0	0	4	0	7	1	0	0	19	0	1	7	0
Gross Misdemeanor	2	0	1	0	78	0	1	0	1	0	0	0	1	0	3	0	0	0	2	1	0	3	0
Misdemeanor	0	0	6	0	3	0	0	0	2	0	0	0	0	0	0	0	0	0	1	0	0	0	0
Juvenile	0	0	5	0	2	1	1	0	0	0	3	2	1	0	2	0	0	0	1	1	0	1	0
Total	4	1	13	80	123	7	13	0	7	4	3	2	6	0	12	1	0	0	23	2	1	11	0
Beltrami (DOC)																							
Felony	7	1	3	150	97	23	23	0	6	2	0	0	7	0	3	4	1	8	42	0	0	13	0
Gross Misdemeanor	4	0	4	7	113	1	1	0	7	0	4	0	1	0	1	0	0	0	1	0	0	1	0
Misdemeanor	0	0	8	0	20	1	0	0	1	0	1	0	0	0	1	0	0	0	0	0	0	0	0
Juvenile	0	0	4	0	0	2	0	0	0	0	0	0	0	0	5	3	0	0	4	1	0	4	0
Total	11	1	19	157	230	27	24	0	14	2	5	0	8	0	10	7	1	8	47	1	0	18	0
Benton (DOC)																							
Felony	2	2	0	95	21	6	12	0	4	3	0	0	6	0	7	2	1	3	14	0	0	10	7
Gross Misdemeanor	7	0	5	12	270	0	6	0	5	0	0	0	0	1	17	0	0	1	10	38	0	14	1
Misdemeanor	0	0	69	2	114	1	0	0	4	0	4	0	1	0	9	0	0	0	48	61	0	1	0
Juvenile	0	0	7	0	1	0	0	0	1	0	7	0	3	0	3	0	0	0	3	13	1	1	0
Total	9	2	81	109	406	7	18	0	14	3	11	0	10	1	36	2	1	4	75	112	1	26	8
Bigstone (DOC/CPO)																							
Felony	1	0	1	7	4	1	1	0	0	0	0	0	0	0	0	0	0	0	2	0	0	1	0
Gross Misdemeanor	0	0	0	2	22	0	0	0	0	0	0	0	0	0	0	0	0	0	1	0	0	1	0
Misdemeanor	0	0	2	0	11	0	0	0	1	0	0	0	0	0	0	0	0	0	0	2	0	0	0
Juvenile	0	0	0	0	0	0	0	0	0	0	0	0	0	0	1	0	0	0	0	1	1	0	0
Total	1	0	3	9	37	1	1	0	1	0	0	0	0	0	1	0	0	0	3	3	1	2	0
Blue Earth (CCA)																							
Felony	2	1	0	116	43	12	19	0	5	2	2	3	6	0	5	2	0	4	31	0	0	5	2
Gross Misdemeanor	4	0	2	19	213	0	9	0	6	0	1	0	2	0	8	0	0	2	12	4	0	5	0
Misdemeanor	0	0	35	1	109	1	0	0	7	0	3	0	0	0	8	0	0	0	14	31	1	1	2
Juvenile	0	0	13	1	3	3	0	0	0	1	53	0	1	0	4	1	0	0	11	0	0	3	0
Total	6	1	50	137	368	16	28	0	18	3	59	3	9	0	25	3	0	6	68	35	1	14	4
Brown (DOC/CPO)																							
Felony	0	0	1	33	11	3	20	0	1	1	0	0	4	0	2	0	0	4	17	0	0	4	2
Gross Misdemeanor	0	0	2	3	55	1	2	0	3	0	1	0	0	0	2	0	0	0	14	8	0	1	0
Misdemeanor	0	0	18	1	47	1	0	0	2	0	3	1	0	0	6	0	0	0	50	18	0	1	0
Juvenile	0	0	3	1	0	0	0	0	0	0	14	0	1	0	3	0	0	0	3	3	0	1	3
Total	0	0	24	38	113	5	22	0	6	1	18	1	5	0	13	0	0	4	84	29	0	7	5
Carlton (CCA)																							
Felony	3	2	0	69	27	8	6	0	2	2	1	4	0	0	4	3	4	2	18	0	1	6	0
Gross Misdemeanor	4	0	6	4	84	0	0	0	1	0	0	0	0	0	0	0	1	0	2	1	0	2	0
Misdemeanor	0	0	3	0	9	0	0	0	2	0	0	0	0	0	0	0	0	0	0	0	0	0	0
Juvenile	0	0	0	0	2	0	0	0	0	0	0	0	0	0	1	1	0	0	0	0	0	0	0
Total	7	2	9	73	122	8	6	0	5	2	1	4	0	0	5	4	5	2	20	1	1	8	0
Carver (DOC/CPO)																							
Felony	5	1	1	113	33	15	33	0	9	1	0	3	6	0	9	5	1	8	59	1	0	12	0
Gross Misdemeanor	9	0	6	15	294	2	9	0	5	0	5	0	1	0	7	0	1	0	32	38	0	6	2
Misdemeanor	0	0	52	8	155	1	2	0	7	0	6	0	3	0	15	0	0	0	90	129	1	1	7
Juvenile	0	1	12	1	1	0	0	0	2	0	1	0	0	0	8	0	0	1	3	23	0	4	0
Total	14	2	71	137	483	18	44	0	23	1	12	3	10	0	39	5	2	9	184	191	1	23	9

	2024 Year-end Population	2025 Entries	2025 Removals	2025 Year-end Population	Male	Female	White	Black	American Indian	Asian/Pacific Islander	Other Race	Hispanic	Not Hispanic	Arson	Assault	Assault-Domestic	Burglary	Crime Against Family	Crime Against Justice	Crime Against Government	Criminal Sexual Conduct
Cass (DOC/CPO)																					
Felony	367	97	107	357	243	114	159	5	186	1	6	5	352	1	61	26	12	1	5	1	13
Gross Misdemeanor	274	133	159	248	164	84	115	3	130	0	0	2	246	0	7	13	1	0	5	0	1
Misdemeanor	160	89	119	130	80	50	66	2	61	1	0	0	130	0	12	23	0	0	2	0	0
Juvenile	26	35	34	27	13	14	10	2	15	0	0	0	27	0	16	0	0	1	0	1	1
Total	827	354	419	762	500	262	350	12	392	2	6	7	755	1	96	62	13	2	12	2	15
Chippewa (CCA)																					
Felony	80	38	43	75	53	22	59	5	7	3	1	9	66	0	9	11	3	0	0	0	3
Gross Misdemeanor	48	22	30	40	33	7	33	1	3	1	2	3	37	0	1	6	0	0	0	0	3
Misdemeanor	45	40	44	41	24	17	30	3	3	2	3	4	37	0	2	12	0	0	0	0	0
Juvenile	4	6	9	1	1	0	0	0	0	0	1	0	1	0	0	0	0	0	0	0	0
Total	177	106	126	157	111	46	122	9	13	6	7	16	141	0	12	29	3	0	0	0	6
Chisago (CCA)																					
Felony	493	183	413	263	199	64	233	11	8	2	9	5	258	1	29	13	16	1	2	2	27
Gross Misdemeanor	366	213	213	366	262	104	308	13	8	10	27	13	353	0	2	7	1	1	7	4	6
Misdemeanor	292	267	257	302	225	77	245	8	6	14	29	13	289	0	11	48	0	0	9	0	1
Juvenile	57	58	75	40	29	11	31	1	4	1	3	2	38	0	5	4	0	0	0	2	3
Total	1,208	721	958	971	715	256	817	33	26	27	68	33	938	1	47	72	17	2	18	8	37
Clay (DOC)																					
Felony	528	218	250	496	378	118	323	68	96	2	7	27	469	2	53	54	34	0	9	0	22
Gross Misdemeanor	128	74	68	134	100	34	85	24	22	1	2	13	121	0	3	37	2	1	0	0	0
Misdemeanor	69	81	58	92	68	24	62	19	6	2	3	2	90	0	10	63	0	1	0	0	0
Juvenile	85	81	85	81	53	28	41	18	21	1	0	12	69	1	17	9	3	0	7	1	3
Total	810	454	461	803	599	204	511	129	145	6	12	54	749	3	83	163	39	2	16	1	25
Clearwater (DOC)																					
Felony	79	18	24	73	62	11	48	1	23	0	1	0	73	0	9	8	5	0	1	0	5
Gross Misdemeanor	27	11	6	32	25	7	21	1	7	0	3	0	32	0	1	3	0	0	0	0	1
Misdemeanor	17	10	10	17	13	4	12	0	4	0	1	0	17	0	0	9	0	0	0	0	0
Juvenile	17	9	10	16	11	5	3	0	11	0	2	0	16	0	5	1	3	0	0	1	2
Total	140	48	50	138	111	27	84	2	45	0	7	0	138	0	15	21	8	0	1	1	8
Cook (CCA)																					
Felony	40	4	9	35	23	12	24	1	10	0	0	1	34	0	6	4	2	0	0	1	1
Gross Misdemeanor	24	12	6	30	22	8	23	0	4	1	2	2	28	0	2	2	0	2	0	0	1
Misdemeanor	10	9	8	11	8	3	5	0	5	0	1	1	10	0	1	2	0	0	0	0	0
Juvenile	1	0	1	0	0	0	0	0	0	0	0	0	0	0	0	0	0	0	0	0	0
Total	75	25	24	76	53	23	52	1	19	1	3	4	72	0	9	8	2	2	0	1	2
Cottonwood (DOC)																					
Felony	100	29	19	110	93	17	85	6	2	10	7	5	105	0	25	8	4	1	4	0	14
Gross Misdemeanor	70	48	42	76	57	19	55	8	0	4	9	14	62	0	4	4	0	0	1	1	3
Misdemeanor	42	47	32	57	44	13	36	5	2	5	9	8	49	0	7	4	0	0	0	0	0
Juvenile	17	26	24	19	11	8	11	3	0	2	3	5	14	0	5	0	0	0	0	0	2
Total	229	150	117	262	205	57	187	22	4	21	28	32	230	0	41	16	4	1	5	1	19
Crow Wing (CCA)																					
Felony	640	199	257	582	451	131	502	30	42	2	6	10	572	1	61	55	37	1	9	1	50
Gross Misdemeanor	395	194	193	396	284	112	343	14	29	1	9	9	387	0	10	20	1	1	2	1	9
Misdemeanor	165	70	97	138	100	38	116	8	9	0	5	3	135	0	10	48	0	0	1	0	0
Juvenile	128	110	109	129	93	36	69	9	1	0	50	1	128	0	24	8	2	0	2	6	10
Total	1,328	573	656	1,245	928	317	1,030	61	81	3	70	23	1,222	1	105	131	40	2	14	8	69
Dakota (CCA)																					
Felony	2,214	748	921	2,041	1,644	397	1,165	501	51	67	257	341	1,700	8	214	180	69	4	17	2	185
Gross Misdemeanor	1,759	744	883	1,620	1,168	452	890	305	36	53	336	265	1,355	0	55	74	8	9	17	7	22
Misdemeanor	1,183	729	872	1,040	778	262	507	147	26	39	321	177	863	0	70	151	1	0	10	7	5
Juvenile	197	231	253	175	125	50	74	66	4	3	28	37	138	1	55	16	2	0	1	0	8
Total	5,353	2,452	2,929	4,876	3,715	1,161	2,636	1,019	117	162	942	820	4,056	9	394	421	80	13	45	16	220
Dodge (CCA)																					
Felony	99	42	27	114	94	20	94	5	1	0	14	13	101	0	12	11	1	1	5	0	18
Gross Misdemeanor	55	38	35	58	43	15	42	2	0	0	14	5	53	0	1	2	0	2	4	0	2
Misdemeanor	41	31	36	36	30	6	29	0	1	1	5	3	33	0	1	9	0	0	0	0	0
Juvenile	14	17	17	14	12	2	5	2	0	0	7	1	13	0	3	3	1	0	1	0	3
Total	209	128	115	222	179	43	170	9	2	1	40	22	200	0	17	25	2	3	10	0	23

	Crim Vehicle Oper Harm	Crim vehicle Oper Death	Disturbing Peace	Drugs	DWI	Escape/Flight	Forgery	Gambling	Harassment/ Stalking/ Gambling	Homicide	Status/ Federal/Misc.	Kidnapping	Obscenity	Other Person	Property Damage	Robbery	Sex Related	Stolen Property	Thft (Exclude DWI)	Traffic	Vehicle Theft	Weapons	Unknown
Cass (DOC/CPO)																							
Felony	3	1	2	113	53	9	12	0	3	2	0	0	0	0	8	1	1	3	21	1	0	4	0
Gross Misdemeanor	6	0	3	16	157	0	1	0	3	0	2	0	1	0	6	0	0	0	2	23	0	1	0
Misdemeanor	0	0	25	0	64	0	0	0	0	0	0	0	0	0	0	0	0	1	1	2	0	0	0
Juvenile	0	0	2	1	0	0	0	0	0	1	1	0	1	0	1	0	0	1	0	0	0	0	0
Total	9	1	32	130	274	9	13	0	6	3	3	0	2	0	15	1	1	5	24	26	0	5	0
Chippewa (CCA)																							
Felony	2	0	0	25	7	2	3	0	1	0	0	0	1	0	1	0	0	1	5	0	0	1	0
Gross Misdemeanor	0	0	3	4	19	0	3	0	0	0	0	0	1	0	0	0	0	0	0	0	0	0	0
Misdemeanor	0	0	11	0	11	0	0	0	0	0	1	0	0	0	1	0	0	0	0	3	0	0	0
Juvenile	0	0	0	0	0	0	0	0	0	0	0	0	0	0	1	0	0	0	0	0	0	0	0
Total	2	0	14	29	37	2	6	0	1	0	1	0	2	0	3	0	0	1	5	3	0	1	0
Chisago (CCA)																							
Felony	3	1	0	66	30	12	9	0	3	3	0	0	2	0	6	3	1	7	20	0	0	5	1
Gross Misdemeanor	9	0	6	9	257	0	3	0	0	0	2	0	1	0	2	0	0	2	4	38	0	5	0
Misdemeanor	0	0	23	2	120	1	0	0	2	0	1	0	0	0	6	0	0	0	14	59	0	1	4
Juvenile	0	0	5	0	1	1	0	0	0	0	2	0	0	0	5	0	0	0	2	4	0	1	5
Total	12	1	34	77	408	14	12	0	5	3	5	0	3	0	19	3	1	9	40	101	0	12	10
Clay (DOC)																							
Felony	5	0	1	158	24	28	13	0	4	1	1	0	10	0	8	7	1	17	38	0	0	6	0
Gross Misdemeanor	1	0	8	6	56	3	2	0	1	0	0	0	3	0	5	0	0	1	2	0	0	1	2
Misdemeanor	0	0	13	0	1	0	0	0	2	0	0	0	0	0	0	1	1	0	0	0	0	0	0
Juvenile	0	0	9	1	0	2	0	0	0	1	3	0	0	0	4	2	0	2	6	6	1	3	0
Total	6	0	31	165	81	33	15	0	7	2	4	0	13	0	17	10	2	20	46	6	1	10	2
Clearwater (DOC)																							
Felony	0	0	0	14	18	4	3	0	0	0	0	0	0	0	2	0	0	1	2	0	0	1	0
Gross Misdemeanor	1	0	0	0	25	0	0	0	0	0	1	0	0	0	0	0	0	0	0	0	0	0	0
Misdemeanor	0	0	5	0	1	0	0	0	1	0	0	0	0	0	0	0	0	0	0	0	1	0	0
Juvenile	0	0	0	0	0	0	0	0	2	0	0	0	0	0	1	0	0	0	0	0	1	0	0
Total	1	0	5	14	44	4	3	0	3	0	1	0	0	0	3	0	0	1	2	0	2	1	0
Cook (CCA)																							
Felony	0	0	1	7	4	0	1	0	0	0	0	0	0	0	1	0	0	1	3	0	0	3	0
Gross Misdemeanor	0	0	1	0	21	0	0	0	0	0	0	0	0	0	0	0	0	0	1	0	0	0	0
Misdemeanor	0	0	3	0	2	0	0	0	0	0	0	0	0	0	1	0	0	0	1	1	0	0	0
Juvenile	0	0	0	0	0	0	0	0	0	0	0	0	0	0	0	0	0	0	0	0	0	0	0
Total	0	0	5	7	27	0	1	0	0	0	0	0	0	0	2	0	0	1	5	1	0	3	0
Cottonwood (DOC)																							
Felony	2	2	0	14	7	4	6	0	0	0	1	1	3	0	1	0	0	2	9	0	0	2	0
Gross Misdemeanor	0	0	1	4	49	0	0	0	0	0	0	0	0	0	0	0	0	0	1	6	0	2	0
Misdemeanor	0	0	6	0	24	0	1	0	4	0	0	0	0	0	0	0	0	0	4	5	0	2	0
Juvenile	0	0	0	0	1	0	0	0	1	0	3	0	1	0	1	0	0	0	2	2	0	1	0
Total	2	2	7	18	81	4	7	0	5	0	4	1	4	0	2	0	0	2	16	13	0	7	0
Crow Wing (CCA)																							
Felony	3	1	0	166	80	11	20	0	11	0	0	2	7	1	2	0	0	7	36	1	0	19	0
Gross Misdemeanor	3	0	1	17	293	1	6	0	5	0	1	0	3	0	3	0	0	0	4	8	0	7	0
Misdemeanor	0	0	8	0	62	0	1	0	3	0	0	0	0	0	1	0	0	0	2	0	0	2	0
Juvenile	1	0	10	3	0	6	1	0	0	0	15	0	2	0	7	1	0	0	8	10	1	4	8
Total	7	1	19	186	435	18	28	0	19	0	16	2	12	1	13	1	0	7	50	19	1	32	8
Dakota (CCA)																							
Felony	30	7	1	469	218	74	122	0	32	3	3	1	40	3	22	24	5	19	196	1	2	90	0
Gross Misdemeanor	31	1	21	28	1,079	11	56	0	20	0	4	0	5	1	24	2	1	11	71	22	0	40	0
Misdemeanor	1	0	127	10	438	4	6	0	11	0	4	0	3	1	8	1	1	1	31	141	1	7	0
Juvenile	1	0	20	3	1	6	1	0	1	1	1	2	4	0	14	11	0	3	11	2	2	8	0
Total	63	8	169	510	1,736	95	185	0	64	4	12	3	52	5	68	38	7	34	309	166	5	145	0
Dodge (CCA)																							
Felony	2	1	0	27	13	4	8	0	1	0	0	1	5	0	0	0	0	1	2	0	0	1	0
Gross Misdemeanor	0	0	0	6	37	0	1	0	1	0	0	0	0	0	1	0	0	1	0	0	0	0	0
Misdemeanor	0	0	10	0	10	0	0	0	0	0	0	0	0	0	0	0	0	0	1	5	0	0	0
Juvenile	0	0	0	1	0	0	0	0	0	0	1	0	1	0	0	0	0	0	0	0	0	0	0
Total	2	1	10	34	60	4	9	0	2	0	1	1	6	0	1	0	0	2	3	5	0	1	0

	2024 Year-end Population	2025 Entries	2025 Removals	2025 Year-end Population	Male	Female	White	Black	American Indian	Asian/Pacific Islander	Other Race	Hispanic	Not Hispanic	Arson	Assault	Assault-Domestic	Burglary	Crime Against Family	Crime Against Justice	Crime Against Government	Criminal Sexual Conduct
Douglas (DOC)																					
Felony	236	97	133	200	151	49	175	15	6	4	0	14	186	0	24	16	8	0	0	1	21
Gross Misdemeanor	252	119	111	260	186	74	232	17	9	2	0	11	249	0	2	9	0	0	0	0	5
Misdemeanor	183	151	156	178	129	49	161	12	4	0	1	8	170	0	7	41	0	0	2	0	0
Juvenile	41	35	24	52	36	16	46	3	0	1	2	2	50	0	5	4	2	0	0	7	9
Total	712	402	424	690	502	188	614	47	19	7	3	35	655	0	38	70	10	0	2	8	35
Faribault (DOC)																					
Felony	85	28	33	80	60	20	73	4	1	1	1	9	71	0	5	1	2	0	1	0	29
Gross Misdemeanor	50	22	26	46	38	8	41	2	3	0	0	3	43	0	1	2	1	0	1	0	1
Misdemeanor	47	34	44	37	30	7	29	0	1	1	6	4	33	0	4	8	0	0	0	0	0
Juvenile	19	21	27	13	10	3	9	0	0	0	4	1	12	0	5	1	0	0	0	0	0
Total	201	105	130	176	138	38	152	6	5	2	11	17	159	0	15	12	3	0	2	0	30
Fillmore (CCA)																					
Felony	100	17	26	91	67	24	76	5	1	1	8	2	89	1	4	8	3	0	5	1	16
Gross Misdemeanor	52	29	24	57	45	12	35	3	0	0	19	2	55	0	3	4	0	0	2	0	2
Misdemeanor	30	32	18	44	35	9	17	0	0	0	27	0	44	0	0	9	0	0	1	1	1
Juvenile	4	10	5	9	8	1	2	0	0	0	7	0	9	0	2	0	0	0	1	0	1
Total	186	88	73	201	155	46	130	8	1	1	61	4	197	1	9	21	3	0	9	2	20
Freeborn (DOC/CPO)																					
Felony	195	95	82	208	171	37	169	23	3	11	2	27	181	1	18	27	9	3	2	1	29
Gross Misdemeanor	148	132	115	165	130	35	89	8	2	0	66	8	157	0	4	22	2	2	1	0	0
Misdemeanor	106	138	128	116	74	42	65	3	1	2	45	6	110	0	5	11	0	0	0	0	0
Juvenile	92	58	82	68	54	14	2	0	0	0	66	0	68	0	6	2	2	0	0	13	2
Total	541	423	407	557	429	128	325	34	6	13	179	41	516	1	33	62	13	5	3	14	31
Goodhue (DOC/CPO)																					
Felony	317	120	134	303	223	80	235	29	22	8	9	16	287	0	28	26	12	1	2	1	35
Gross Misdemeanor	427	173	258	342	253	89	263	42	10	9	18	29	313	0	6	17	1	3	6	1	1
Misdemeanor	501	640	623	518	348	170	257	45	17	8	191	23	495	0	17	26	0	0	1	1	0
Juvenile	78	67	88	57	40	17	29	11	4	1	12	2	55	0	10	1	3	0	0	1	1
Total	1,323	1,000	1,103	1,220	864	356	784	127	53	26	230	70	1,150	0	61	70	16	4	9	4	37
Grant (DOC/CPO)																					
Felony	19	6	12	13	12	1	11	0	1	0	1	1	12	0	2	2	1	0	0	0	1
Gross Misdemeanor	35	12	20	27	21	6	4	0	0	0	23	0	27	0	1	1	0	0	1	0	1
Misdemeanor	20	11	14	17	12	5	4	1	0	0	12	0	17	0	0	5	0	0	0	0	0
Juvenile	6	4	3	7	4	3	1	0	0	0	6	0	7	0	2	0	0	0	0	0	0
Total	80	33	49	64	49	15	20	1	1	0	42	1	63	0	5	8	1	0	1	0	2
Hennepin (CCA)																					
Felony	7,542	3,067	2,972	7,637	6,080	1,557	2,803	3,802	443	222	367	229	7,408	25	1,130	718	284	34	165	36	395
Gross Misdemeanor	5,168	2,355	2,136	5,387	3,883	1,504	2,954	1,628	111	191	503	130	5,257	0	71	124	3	23	27	0	47
Misdemeanor	2,164	1,713	1,895	1,982	1,491	491	960	593	30	64	335	45	1,937	0	57	274	0	1	10	4	1
Juvenile	436	310	364	382	323	59	47	248	24	2	61	34	348	0	93	8	6	0	4	0	26
Total	15,310	7,445	7,367	15,388	11,777	3,611	6,764	6,271	608	479	1,266	438	14,950	25	1,351	1,124	293	58	206	40	469
Houston (DOC)																					
Felony	58	15	17	56	46	10	51	4	1	0	0	0	56	0	9	1	1	0	2	0	14
Gross Misdemeanor	41	21	25	37	25	12	37	0	0	0	0	0	37	0	0	1	0	0	0	0	0
Misdemeanor	51	42	51	42	28	14	39	2	0	0	1	2	40	0	4	8	0	0	0	0	0
Juvenile	8	11	9	10	8	2	9	1	0	0	0	0	10	0	2	0	0	0	0	0	1
Total	158	89	102	145	107	38	136	7	1	0	1	2	143	0	15	10	1	0	2	0	15
Hubbard (DOC)																					
Felony	221	45	69	197	136	61	130	5	50	0	12	0	197	1	16	12	8	0	5	0	15
Gross Misdemeanor	100	37	39	98	68	30	57	0	23	1	17	0	98	0	7	11	0	0	1	1	0
Misdemeanor	32	15	25	22	16	6	14	2	3	0	3	2	20	0	0	15	0	0	0	0	0
Juvenile	32	12	24	20	16	4	14	1	3	0	2	1	19	0	5	4	0	0	0	0	3
Total	385	109	157	337	236	101	215	8	79	1	34	3	334	1	28	42	8	0	6	1	18
Isanti (CCA)																					
Felony	330	122	161	291	224	67	255	12	2	2	20	5	286	0	34	29	10	0	2	2	27
Gross Misdemeanor	317	137	142	312	238	74	238	8	4	1	61	6	306	0	6	13	1	2	5	2	2
Misdemeanor	281	166	210	237	164	73	151	7	0	3	76	0	237	0	10	44	0	0	4	0	0
Juvenile	31	47	45	33	30	3	19	4	2	0	8	1	32	0	7	0	0	0	0	0	1
Total	959	472	558	873	656	217	663	31	8	6	165	12	861	0	57	86	11	2	11	4	30

	Crim Vehicle Oper Harm	Crim vehicle Oper Death	Disturbing Peace	Drugs	DWI	Escape/Flight	For gery	Gambling	Harassment/ Stalking	Homicide	Status/ Federal/Misc.	Kidnapping	Obscenity	Other Person	Property Damage	Robbery	Sex Related	Stolen Property	Theft (Exclude DWI)	Traffic	Vehicle Theft	Weapons	Unknown
Douglas (DOC)																							
Felony	3	0	0	70	23	0	8	0	0	0	0	0	5	1	3	1	0	1	12	0	2	1	0
Gross Misdemeanor	0	0	2	13	202	0	4	0	3	0	0	0	0	0	1	0	0	0	10	6	0	3	0
Misdemeanor	0	0	17	0	95	1	0	0	1	0	0	0	0	0	7	0	0	0	3	3	0	0	1
Juvenile	0	0	3	0	1	2	1	0	1	0	8	0	0	0	1	0	0	0	5	2	0	1	0
Total	3	0	22	83	321	3	13	0	5	0	8	0	5	1	12	1	0	1	30	11	2	5	1
Faribault (DOC)																							
Felony	0	0	0	26	5	1	1	0	0	0	0	1	1	0	1	0	0	0	3	0	1	2	0
Gross Misdemeanor	0	0	0	5	23	0	0	0	1	0	1	0	0	0	1	0	0	0	2	4	0	3	0
Misdemeanor	0	0	4	0	15	0	1	0	2	0	0	0	0	0	0	0	0	0	1	2	0	0	0
Juvenile	0	0	6	0	0	0	1	0	0	0	0	0	0	0	0	0	0	0	0	0	0	0	0
Total	0	0	10	31	43	1	3	0	3	0	1	1	1	0	2	0	0	0	6	6	1	5	0
Fillmore (CCA)																							
Felony	2	3	0	19	5	3	7	0	1	2	0	0	1	0	2	0	0	0	1	0	0	1	6
Gross Misdemeanor	0	0	1	0	35	0	1	0	2	0	0	0	0	0	0	0	0	0	0	4	0	0	3
Misdemeanor	0	0	5	1	21	1	0	0	2	0	0	0	0	0	0	0	0	0	1	0	0	0	1
Juvenile	0	0	0	0	1	0	1	0	0	0	2	0	0	0	0	0	0	0	0	0	0	1	0
Total	2	3	6	20	62	4	9	0	5	2	2	0	1	0	2	0	0	0	2	4	0	2	10
Freeborn (DOC/CPO)																							
Felony	2	0	1	59	17	6	8	0	3	0	0	0	3	0	3	1	0	3	7	0	0	5	0
Gross Misdemeanor	2	0	1	4	91	0	2	0	9	0	0	0	1	0	2	0	0	0	4	12	0	5	1
Misdemeanor	0	0	13	1	52	0	0	0	1	0	1	0	0	0	1	0	0	0	16	14	0	1	0
Juvenile	0	0	10	2	0	2	0	0	0	0	19	0	0	0	0	0	0	0	1	1	0	1	7
Total	4	0	25	66	160	8	10	0	13	0	20	0	4	0	6	1	0	3	28	27	0	12	8
Goodhue (DOC/CPO)																							
Felony	3	2	0	111	21	8	13	0	7	0	0	1	6	0	1	1	0	1	18	0	1	4	0
Gross Misdemeanor	5	0	7	47	148	0	7	1	3	0	0	0	0	0	4	0	0	3	17	46	0	10	9
Misdemeanor	0	0	48	2	102	0	0	0	8	0	2	0	2	0	9	0	0	1	36	251	8	0	4
Juvenile	0	0	11	2	2	1	0	0	0	1	4	0	0	0	5	0	0	1	10	3	1	0	0
Total	8	2	66	162	273	9	20	1	18	1	6	1	8	0	19	1	0	6	81	300	10	14	13
Grant (DOC/CPO)																							
Felony	0	0	0	2	3	0	0	0	1	0	0	0	0	0	0	0	0	0	1	0	0	0	0
Gross Misdemeanor	0	0	0	1	21	0	0	0	0	0	0	0	0	0	0	0	0	0	1	0	0	0	0
Misdemeanor	0	0	2	1	7	0	0	0	2	0	0	0	0	0	0	0	0	0	0	0	0	0	0
Juvenile	0	0	0	0	2	0	0	0	0	0	1	0	0	0	2	0	0	0	0	0	0	0	0
Total	0	0	2	4	33	0	0	0	3	0	1	0	0	0	2	0	0	0	2	0	0	0	0
Hennepin (CCA)																							
Felony	91	10	48	1,390	682	325	246	1	72	32	27	11	76	9	106	202	55	104	712	13	5	629	4
Gross Misdemeanor	44	0	65	86	4,628	17	9	0	27	0	12	0	8	0	12	1	8	5	35	55	0	77	3
Misdemeanor	1	1	299	8	868	5	1	0	28	0	8	0	11	1	9	0	2	0	13	356	1	20	3
Juvenile	4	0	3	5	0	14	2	0	0	15	2	2	0	0	14	61	0	5	31	12	3	66	6
Total	140	11	415	1,489	6,178	361	258	1	127	47	49	13	95	10	141	264	65	114	791	436	9	792	16
Houston (DOC)																							
Felony	0	1	0	13	0	1	5	0	1	0	0	0	1	0	0	0	0	3	1	0	0	3	0
Gross Misdemeanor	0	0	0	9	14	1	1	0	2	0	0	0	0	0	3	0	0	0	1	3	0	2	0
Misdemeanor	0	0	7	0	18	0	1	0	0	0	0	0	0	0	1	0	0	0	1	2	0	0	0
Juvenile	0	0	3	0	0	0	0	0	0	0	1	0	0	0	0	0	0	0	2	0	1	0	0
Total	0	1	10	22	32	2	7	0	3	0	1	0	1	0	4	0	0	3	5	5	1	5	0
Hubbard (DOC)																							
Felony	2	1	0	57	49	5	5	0	2	0	1	0	2	0	1	0	1	0	8	0	0	6	0
Gross Misdemeanor	2	0	1	6	60	0	0	0	5	0	0	0	1	0	1	0	0	0	0	0	0	2	0
Misdemeanor	0	0	1	0	2	0	0	0	1	0	1	0	1	0	0	0	0	0	0	1	0	0	0
Juvenile	0	0	0	0	1	1	0	0	0	0	0	0	0	0	1	1	0	0	3	0	0	1	0
Total	4	1	2	63	112	6	5	0	8	0	2	0	4	0	3	1	1	0	11	1	0	9	0
Isanti (CCA)																							
Felony	2	2	0	76	18	10	16	0	2	1	0	0	6	0	7	2	1	3	23	0	0	13	5
Gross Misdemeanor	2	0	6	10	203	0	5	0	2	0	2	0	2	0	2	0	0	0	12	26	0	6	3
Misdemeanor	0	0	25	1	60	0	1	0	3	0	3	0	0	0	4	0	0	0	27	49	0	0	6
Juvenile	0	0	6	0	0	0	0	0	0	0	2	0	0	0	6	1	0	1	3	2	0	0	4
Total	4	2	37	87	281	10	22	0	7	1	7	0	8	0	19	3	1	4	65	77	0	19	18

	2024 Year-end Population	2025 Entries	2025 Removals	2025 Year-end Population	Male	Female	White	Black	American Indian	Asian/Pacific Islander	Other Race	Hispanic	Not Hispanic	Arson	Assault	Assault-Domestic	Burglary	Crime Against Family	Crime Against Justice	Crime Against Government	Criminal Sexual Conduct
Itasca (DOC/CPO)																					
Felony	465	131	145	451	348	103	346	18	78	4	5	5	446	1	49	37	18	2	8	2	49
Gross Misdemeanor	262	139	144	257	187	70	206	7	36	1	7	4	253	0	7	15	1	2	10	2	4
Misdemeanor	141	130	146	125	84	41	97	4	17	0	7	2	123	0	5	25	0	0	3	2	0
Juvenile	101	65	84	82	59	23	38	5	23	1	15	2	80	1	16	2	0	0	5	3	11
Total	969	465	519	915	678	237	687	34	154	6	34	13	902	2	77	79	19	4	26	9	64
Jackson (DOC/CPO)																					
Felony	57	22	23	56	45	11	48	3	1	3	1	4	52	2	5	4	4	0	3	0	5
Gross Misdemeanor	90	22	54	58	43	15	21	1	1	0	35	1	57	0	3	4	0	0	2	0	1
Misdemeanor	64	59	47	76	60	16	31	4	0	2	39	7	69	0	3	10	0	0	4	0	0
Juvenile	18	24	25	17	12	5	7	0	0	1	9	0	17	0	2	0	2	0	0	0	0
Total	229	127	149	207	160	47	107	8	2	6	84	12	195	2	13	18	6	0	9	0	6
Kanabec (DOC/CPO)																					
Felony	170	62	68	164	127	37	151	7	4	0	2	3	161	0	13	16	15	2	1	4	18
Gross Misdemeanor	168	58	97	129	91	38	121	5	0	0	3	4	125	0	2	6	0	1	5	2	2
Misdemeanor	87	75	73	89	62	27	71	2	2	2	12	0	89	0	2	14	0	0	5	1	0
Juvenile	14	6	11	9	9	0	5	0	0	0	4	2	7	0	2	1	0	0	0	0	0
Total	439	201	249	391	289	102	348	14	6	2	21	9	382	0	19	37	15	3	11	7	20
Kandiyohi (CCA)																					
Felony	426	108	123	411	314	97	364	25	5	8	9	168	243	2	47	24	11	0	5	2	40
Gross Misdemeanor	278	109	135	252	198	54	218	16	4	5	9	92	160	0	6	15	2	1	1	0	4
Misdemeanor	147	130	116	161	129	32	141	11	0	3	6	73	88	1	11	25	0	0	4	0	0
Juvenile	29	34	36	27	22	5	24	2	0	1	0	12	15	0	6	0	1	0	0	3	1
Total	880	381	410	851	663	188	747	54	9	17	24	345	506	3	70	64	14	1	10	5	45
Kittson (DOC)																					
Felony	9	3	6	6	4	2	5	0	1	0	0	2	4	1	0	0	1	0	0	0	2
Gross Misdemeanor	9	8	2	15	13	2	15	0	0	0	0	0	15	0	0	1	0	0	0	0	0
Misdemeanor	1	1	1	1	1	0	1	0	0	0	0	0	1	0	0	0	0	0	0	0	0
Juvenile	1	1	0	2	2	0	0	1	0	0	1	0	2	0	2	0	0	0	0	0	0
Total	20	13	9	24	20	4	21	1	1	0	1	2	22	1	2	1	1	0	0	0	2
Koochiching (CCA)																					
Felony	190	42	43	189	149	40	156	11	20	1	1	3	186	1	25	6	18	0	1	0	27
Gross Misdemeanor	103	33	43	93	63	30	76	0	12	0	5	0	93	0	6	3	0	0	1	0	2
Misdemeanor	22	3	6	19	15	4	14	0	5	0	0	0	19	0	0	3	0	0	1	1	0
Juvenile	12	19	14	17	15	2	15	1	1	0	0	0	17	0	2	1	0	0	1	0	0
Total	327	97	106	318	242	76	261	12	38	1	6	3	315	1	33	13	18	0	4	1	29
Lac Qui Parle (CCA)																					
Felony	42	12	21	33	26	7	27	1	1	1	3	1	32	0	4	1	0	0	1	0	3
Gross Misdemeanor	16	6	8	14	12	2	10	0	2	0	2	0	14	0	0	2	0	0	0	0	1
Misdemeanor	16	14	19	11	9	2	9	0	0	0	2	1	10	0	0	0	0	0	0	0	0
Juvenile	7	7	9	5	5	0	4	0	0	0	1	2	3	0	0	1	1	0	0	0	1
Total	81	39	57	63	52	11	50	1	3	1	8	4	59	0	4	4	1	0	1	0	5
Lake (CCA)																					
Felony	69	18	20	67	60	7	61	2	2	0	2	4	63	0	11	10	1	1	1	0	9
Gross Misdemeanor	25	15	8	32	23	9	30	1	1	0	0	1	31	0	0	4	0	0	0	0	0
Misdemeanor	5	9	3	11	8	3	9	0	1	0	1	0	11	0	0	6	0	0	0	0	0
Juvenile	5	7	6	6	6	0	3	2	1	0	0	0	6	0	4	0	1	0	0	0	0
Total	104	49	37	116	97	19	103	5	5	0	3	5	111	0	15	20	2	1	1	0	9
Lake of the Woods (DOC)																					
Felony	21	8	5	24	22	2	23	0	1	0	0	0	24	0	2	1	3	1	0	0	4
Gross Misdemeanor	8	10	4	14	10	4	13	0	0	0	1	1	13	0	1	3	1	1	0	0	0
Misdemeanor	7	1	4	4	4	0	2	2	0	0	0	0	4	0	0	2	0	0	0	0	0
Juvenile	2	0	2	0	0	0	0	0	0	0	0	0	0	0	0	0	0	0	0	0	0
Total	38	19	15	42	36	6	38	2	1	0	1	1	41	0	3	6	4	2	0	0	4
Le Sueur (DOC)																					
Felony	139	49	66	122	97	25	114	3	3	1	1	19	103	0	14	6	2	0	1	0	17
Gross Misdemeanor	98	51	69	80	63	17	71	6	2	0	1	11	69	0	1	4	1	0	4	0	1
Misdemeanor	73	60	61	72	54	18	63	3	1	4	1	9	63	0	3	15	0	0	1	0	0
Juvenile	22	29	29	22	17	5	19	1	2	0	0	1	21	0	3	1	0	0	1	2	1
Total	332	189	225	296	231	65	267	13	8	5	3	40	256	0	21	26	3	0	7	2	19

	Crim Vehicle Oper Harm	Crim vehicle Oper Death	Disturbing Peace	Drugs	DWI	Escape/Flight	Forgery	Gambling	Harassment/Stalking	Homicide	Status/Federal/Misc.	Kidnapping	Obscenity	Other Person	Property Damage	Robbery	Sex Related	Stolen Property	Theft (Exclude DWI))	Traffic	Vehicle Theft	Weapons	Unknown
Itasca (DOC/CPO)																							
Felony	7	3	2	120	70	5	21	0	4	2	1	0	0	1	4	0	1	0	26	0	1	17	0
Gross Misdemeanor	5	0	7	8	160	0	2	0	1	0	1	0	0	0	1	0	1	1	5	22	0	1	1
Misdemeanor	0	0	16	0	55	0	0	0	4	0	0	0	1	0	0	0	0	0	1	10	0	2	1
Juvenile	0	0	9	1	1	0	1	0	0	0	4	0	0	0	3	0	0	2	5	8	2	3	5
Total	12	3	34	129	286	5	24	0	9	2	6	0	1	1	8	0	2	3	37	40	3	23	7
Jackson (DOC/CPO)																							
Felony	1	1	0	10	10	0	2	1	1	0	1	1	0	0	0	0	0	1	4	0	0	0	0
Gross Misdemeanor	3	0	0	1	33	1	0	0	3	0	0	0	0	0	1	0	0	0	2	4	0	0	0
Misdemeanor	0	0	11	0	25	0	2	0	1	0	2	0	0	0	1	0	0	0	1	15	0	0	1
Juvenile	0	0	2	0	0	0	0	0	0	0	2	0	0	0	0	0	0	0	0	2	0	0	7
Total	4	1	13	11	68	1	4	1	5	0	5	1	0	0	2	0	0	1	7	21	0	0	8
Kanabec (DOC/CPO)																							
Felony	3	1	1	51	7	3	7	0	3	0	0	0	1	0	1	1	0	0	6	0	0	9	1
Gross Misdemeanor	1	0	2	11	71	1	1	0	1	0	1	0	0	0	1	0	0	0	3	14	0	4	0
Misdemeanor	0	0	18	1	22	1	0	0	2	0	0	0	0	0	3	0	0	0	5	11	0	1	3
Juvenile	0	0	1	0	0	0	0	0	0	0	0	0	0	0	0	0	0	0	4	0	0	0	1
Total	4	1	22	63	100	5	8	0	6	0	1	0	1	0	5	1	0	0	18	25	0	14	5
Kandiyohi (CCA)																							
Felony	2	0	0	134	28	17	25	0	5	0	2	2	9	0	6	0	0	3	21	0	0	7	19
Gross Misdemeanor	2	0	4	28	152	0	5	0	2	0	0	0	1	0	3	0	1	0	9	3	0	7	6
Misdemeanor	0	0	14	0	71	1	1	0	6	0	1	0	0	0	1	0	0	1	7	9	0	2	6
Juvenile	0	0	4	0	0	0	0	0	0	0	3	0	0	0	1	0	0	0	2	4	0	1	1
Total	4	0	22	162	251	18	31	0	13	0	6	2	10	0	11	0	1	4	39	16	0	17	32
Kittson (DOC)																							
Felony	0	0	0	0	0	1	0	0	0	0	0	0	0	0	0	0	0	0	1	0	0	0	0
Gross Misdemeanor	0	0	0	1	13	0	0	0	0	0	0	0	0	0	0	0	0	0	0	0	0	0	0
Misdemeanor	0	0	1	0	0	0	0	0	0	0	0	0	0	0	0	0	0	0	0	0	0	0	0
Juvenile	0	0	0	0	0	0	0	0	0	0	0	0	0	0	0	0	0	0	0	0	0	0	0
Total	0	0	1	1	13	1	0	0	0	0	0	0	0	0	0	0	0	0	1	0	0	0	0
Koochiching (CCA)																							
Felony	3	0	1	51	8	7	7	0	6	0	0	0	0	0	4	0	0	0	13	0	6	4	1
Gross Misdemeanor	3	0	5	2	57	1	0	0	0	0	0	0	0	0	1	0	0	0	3	5	0	4	0
Misdemeanor	0	0	2	0	10	0	1	0	0	0	1	0	0	0	0	0	0	0	0	0	0	0	0
Juvenile	0	0	0	0	1	1	0	0	0	0	3	0	1	0	1	0	0	0	3	2	0	1	0
Total	6	0	8	53	76	9	8	0	6	0	4	0	1	0	6	0	0	0	19	7	6	9	1
Lac Qui Parle (CCA)																							
Felony	0	0	1	11	3	1	2	0	2	0	0	0	0	0	0	0	0	1	3	0	0	0	0
Gross Misdemeanor	0	0	0	0	10	0	0	0	0	0	0	0	0	0	0	0	0	1	0	0	0	0	0
Misdemeanor	0	0	2	0	3	0	0	0	3	0	0	0	0	0	0	0	0	0	0	2	0	0	1
Juvenile	0	0	0	0	0	0	0	0	0	0	0	0	0	0	2	0	0	0	0	0	0	0	0
Total	0	0	3	11	16	1	2	0	5	0	0	0	0	0	2	0	0	2	3	2	0	0	1
Lake (CCA)																							
Felony	1	0	0	12	4	2	2	0	1	1	0	0	0	0	0	0	0	0	1	0	0	2	8
Gross Misdemeanor	0	0	0	2	24	0	0	0	0	0	0	0	0	0	1	0	0	0	0	0	0	1	0
Misdemeanor	0	0	3	0	0	0	0	0	0	0	0	0	0	0	1	0	0	0	0	0	0	0	1
Juvenile	0	0	0	0	1	0	0	0	0	0	0	0	0	0	0	0	0	0	0	0	0	0	0
Total	1	0	3	14	29	2	2	0	1	1	0	0	0	0	2	0	0	0	1	0	0	3	9
Lake of the Woods (DOC)																							
Felony	0	0	0	6	4	0	0	0	1	0	0	0	0	0	0	0	0	0	0	0	0	2	0
Gross Misdemeanor	0	0	0	1	7	0	0	0	0	0	0	0	0	0	0	0	0	0	0	0	0	0	0
Misdemeanor	0	0	0	0	2	0	0	0	0	0	0	0	0	0	0	0	0	0	0	0	0	0	0
Juvenile	0	0	0	0	0	0	0	0	0	0	0	0	0	0	0	0	0	0	0	0	0	0	0
Total	0	0	0	7	13	0	0	0	1	0	0	0	0	0	0	0	0	0	0	0	0	2	0
Le Sueur (DOC)																							
Felony	1	0	0	35	11	4	8	0	1	0	0	0	4	0	2	0	0	1	8	0	0	7	0
Gross Misdemeanor	0	0	0	7	56	0	0	0	1	0	0	0	0	0	0	0	0	0	1	2	0	2	0
Misdemeanor	0	0	6	0	36	0	0	0	1	0	1	0	0	0	2	0	0	0	4	3	0	0	0
Juvenile	0	0	3	0	0	1	0	0	0	0	2	0	0	0	3	1	0	1	2	1	0	0	0
Total	1	0	9	42	103	5	8	0	3	0	3	0	4	0	7	1	0	2	15	6	0	9	0

	2024 Year-end Population	2025 Entries	2025 Removals	2025 Year-end Population	Male	Female	White	Black	American Indian	Asian/Pacific Islander	Other Race	Hispanic	Not Hispanic	Arson	Assault	Assault-Domestic	Burglary	Crime Against Family	Crime Against Justice	Crime Against Government	Criminal Sexual Conduct	
Lincoln (DOC)																						
Felony	29	9	12	26	18	8	24	0	2	0	0	0	26	0	3	2	1	2	0	0	3	
Gross Misdemeanor	14	1	7	8	6	2	8	0	0	0	0	8	0	0	0	0	0	0	0	0	0	
Misdemeanor	15	11	12	14	10	4	10	1	1	0	2	0	14	0	0	1	0	0	0	0	0	
Juvenile	0	1	1	0	0	0	0	0	0	0	0	0	0	0	0	0	0	0	0	0	0	
Total	58	22	32	48	34	14	42	1	3	0	2	0	48	0	3	3	1	2	0	0	3	
Lyon (DOC)																						
Felony	293	68	76	285	227	58	230	31	6	16	2	48	237	1	31	30	13	0	9	1	18	
Gross Misdemeanor	170	75	63	182	141	41	144	24	5	8	1	49	133	0	9	15	0	1	6	3	1	
Misdemeanor	159	149	166	142	106	36	93	27	3	2	17	26	116	0	4	16	0	0	4	0	0	
Juvenile	39	41	51	29	22	7	24	0	1	2	2	4	25	0	5	2	1	0	1	1	2	
Total	661	333	356	638	496	142	491	82	15	28	22	127	511	1	49	63	14	1	20	5	21	
McLeod (DOC)																						
Felony	233	89	109	213	161	52	187	13	1	0	12	29	184	0	24	20	6	0	3	0	35	
Gross Misdemeanor	154	89	82	161	131	30	142	9	1	2	7	18	143	0	7	4	1	4	1	0	2	
Misdemeanor	206	132	164	174	108	66	122	10	1	1	40	12	162	0	11	25	0	0	6	2	0	
Juvenile	43	56	51	48	34	14	37	5	2	0	4	13	35	0	13	7	1	0	1	0	4	
Total	636	366	406	596	434	162	488	37	5	3	63	72	524	0	55	56	8	4	11	2	41	
Mahnomen (DOC)																						
Felony	167	39	42	164	117	47	27	4	129	1	3	4	160	0	25	18	8	0	4	0	4	
Gross Misdemeanor	56	20	21	55	35	20	13	0	36	0	6	1	54	0	1	9	1	0	1	0	0	
Misdemeanor	6	3	3	6	5	1	2	0	4	0	0	0	6	0	0	5	0	0	0	0	0	
Juvenile	9	6	8	7	4	3	1	0	5	0	1	0	7	0	3	0	0	0	0	0	0	
Total	238	68	74	232	161	71	43	4	174	1	10	5	227	0	29	32	9	0	5	0	4	
Marshall (DOC)																						
Felony	39	14	13	40	33	7	35	1	2	0	2	2	38	0	3	1	2	0	2	0	8	
Gross Misdemeanor	16	4	7	13	8	5	10	0	0	0	3	1	12	0	0	0	0	0	0	0	0	
Misdemeanor	2	2	2	2	1	1	2	0	0	0	0	0	2	0	0	0	0	0	0	0	0	
Juvenile	2	7	5	4	3	1	3	0	0	0	1	0	4	0	2	1	0	0	0	0	0	
Total	59	27	27	59	45	14	50	1	2	0	6	3	56	0	5	2	2	0	2	0	8	
Martin (DOC)																						
Felony	141	45	53	133	108	25	128	4	0	1	0	6	127	0	16	11	8	2	4	2	24	
Gross Misdemeanor	79	34	45	68	57	11	63	4	1	0	0	8	60	0	4	5	3	0	2	0	2	
Misdemeanor	34	16	23	27	21	6	25	1	0	0	1	4	23	0	3	9	0	0	0	0	0	
Juvenile	13	39	28	24	21	3	20	1	0	0	3	1	23	0	6	3	0	0	0	0	1	
Total	267	134	149	252	207	45	236	10	1	1	4	19	233	0	29	28	11	2	6	2	27	
Meeker (DOC)																						
Felony	106	49	48	107	81	26	100	5	0	1	1	10	97	0	13	18	3	0	1	0	6	
Gross Misdemeanor	107	58	62	103	79	24	93	4	2	1	3	12	91	0	4	4	0	0	0	0	2	
Misdemeanor	91	54	71	74	59	15	69	1	1	1	2	7	67	0	6	17	0	0	0	0	0	
Juvenile	27	23	40	10	9	1	7	0	0	0	3	3	7	0	2	0	0	0	0	0	1	
Total	331	184	221	294	228	66	269	10	3	3	9	32	262	0	25	39	3	0	1	0	9	
Mille Lacs (DOC)																						
Felony	315	137	139	313	207	106	181	11	118	1	2	8	305	0	26	30	10	1	3	2	16	
Gross Misdemeanor	273	111	109	275	206	69	194	9	64	2	6	6	269	0	10	16	0	4	2	0	3	
Misdemeanor	267	208	223	252	176	76	198	5	31	0	18	14	238	0	5	26	0	1	3	0	0	
Juvenile	43	38	50	31	21	10	3	1	16	0	11	0	31	0	13	6	0	0	0	0	2	
Total	898	494	521	871	610	261	576	26	229	3	37	28	843	0	54	78	10	6	8	2	21	
Morrison (CCA)																						
Felony	214	100	118	196	141	55	174	7	13	2	0	9	187	0	20	15	10	0	3	0	20	
Gross Misdemeanor	171	82	99	154	105	49	145	4	3	2	0	5	149	0	3	6	1	0	2	0	3	
Misdemeanor	126	95	93	128	95	33	115	8	2	2	1	10	118	0	7	16	0	0	0	0	0	
Juvenile	30	41	46	25	20	5	20	1	0	0	4	2	23	0	3	2	0	0	0	1	1	
Total	541	318	356	503	361	142	454	20	18	6	5	26	477	0	33	39	11	0	5	1	24	
Mower (DOC/CPO)																						
Felony	307	125	143	289	230	59	218	43	4	13	11	39	250	2	29	31	13	0	5	2	37	
Gross Misdemeanor	245	163	188	220	170	50	136	19	0	14	51	19	201	0	3	23	1	1	4	1	1	
Misdemeanor	172	183	169	186	126	60	90	11	0	8	77	5	181	0	3	18	0	1	0	0	0	
Juvenile	25	29	21	33	27	6	14	10	0	1	8	2	31	1	7	0	1	0	1	0	2	
Total	749	500	521	728	553	175	458	83	4	36	147	65	663	3	42	72	15	2	10	3	40	

	Crim Vehicle Oper Harm	Crim Vehicle Oper Death	Crim Vehicle Oper Peace	Disturbing Peace	Drugs	DWI	Escape/Flight	Forgery	Gambling	Harassment/Stalking	Homicide	Status/Federal/Misc.	Kidnapping	Obscenity	Other Person	Property Damage	Robbery	Sex Related	Stolen Property	Theft	Traffic (Exclude DWI)	Vehicle Theft	Weapons	Unknown
Lincoln (DOC)																								
Felony	0	0	0	9	1	1	1	0	0	0	0	0	0	0	0	0	0	0	0	3	0	0	0	0
Gross Misdemeanor	0	0	1	0	4	0	0	0	0	0	0	0	0	0	0	0	0	0	0	0	2	0	1	0
Misdemeanor	0	0	5	0	5	0	0	0	0	0	0	0	0	0	0	0	0	0	0	0	3	0	0	0
Juvenile	0	0	0	0	0	0	0	0	0	0	0	0	0	0	0	0	0	0	0	0	0	0	0	0
Total	0	0	6	9	10	1	1	0	0	0	0	0	0	0	0	0	0	0	0	3	5	0	1	0
Lyon (DOC)																								
Felony	4	0	0	75	23	6	26	0	2	0	0	2	5	2	5	0	1	1	23	0	1	6	0	0
Gross Misdemeanor	0	0	2	4	97	1	3	0	4	0	1	0	1	0	2	0	0	2	5	21	0	4	0	0
Misdemeanor	0	0	29	1	35	2	0	0	4	0	2	0	0	0	5	0	0	1	15	22	0	2	0	0
Juvenile	0	0	0	1	3	2	0	0	0	0	5	0	0	0	3	0	0	0	1	1	0	1	0	0
Total	4	0	31	81	158	11	29	0	10	0	8	2	6	2	15	0	1	4	44	44	1	13	0	0
McLeod (DOC)																								
Felony	1	0	0	69	17	4	13	0	4	0	0	0	2	0	2	0	0	0	8	0	0	5	0	0
Gross Misdemeanor	1	0	3	6	105	0	1	0	3	0	2	0	0	0	1	0	0	0	7	12	0	1	0	0
Misdemeanor	0	0	28	0	41	0	0	0	4	0	2	0	0	1	3	0	0	0	16	35	0	0	0	0
Juvenile	0	0	6	0	0	0	1	0	0	0	0	0	1	0	8	0	0	0	2	2	1	1	0	0
Total	2	0	37	75	163	4	15	0	11	0	4	0	3	1	14	0	0	0	33	49	1	7	0	0
Mahnomen (DOC)																								
Felony	0	0	0	62	32	0	1	0	0	0	0	0	1	0	1	0	0	2	2	0	0	4	0	0
Gross Misdemeanor	4	0	0	2	34	0	0	0	1	0	1	0	0	0	1	0	0	0	0	0	0	0	0	0
Misdemeanor	0	0	1	0	0	0	0	0	0	0	0	0	0	0	0	0	0	0	0	0	0	0	0	0
Juvenile	0	0	0	0	0	0	0	0	0	0	1	0	0	0	1	0	0	0	1	0	0	1	0	0
Total	4	0	1	64	66	0	1	0	1	0	2	0	1	0	3	0	0	2	3	0	0	5	0	0
Marshall (DOC)																								
Felony	1	0	0	9	5	0	0	0	1	0	0	0	1	0	1	0	0	0	4	0	0	2	0	0
Gross Misdemeanor	2	0	1	1	8	0	0	0	0	0	0	0	0	0	0	0	0	0	0	1	0	0	0	0
Misdemeanor	0	0	0	2	0	0	0	0	0	0	0	0	0	0	0	0	0	0	0	0	0	0	0	0
Juvenile	0	0	0	0	0	0	0	0	1	0	0	0	0	0	0	0	0	0	0	0	0	0	0	0
Total	3	0	1	12	13	0	0	0	2	0	0	0	1	0	1	0	0	0	4	1	0	2	0	0
Martin (DOC)																								
Felony	2	1	0	35	2	1	2	0	0	0	1	1	6	0	0	0	0	2	9	0	0	4	0	0
Gross Misdemeanor	0	0	1	3	36	0	2	0	1	0	0	0	0	0	0	0	0	0	5	1	1	1	1	1
Misdemeanor	0	0	1	0	8	0	0	0	2	0	0	0	0	0	0	0	0	0	1	1	0	0	0	2
Juvenile	0	0	0	0	3	0	0	0	0	0	6	0	0	0	0	0	0	1	1	2	1	0	0	0
Total	2	1	2	38	49	1	4	0	3	0	7	1	6	0	0	0	0	3	16	4	2	5	3	3
Meeker (DOC)																								
Felony	3	0	1	30	11	1	0	0	3	0	0	0	1	0	0	0	0	1	7	0	1	7	0	0
Gross Misdemeanor	0	0	4	22	59	0	0	0	0	0	0	0	0	0	1	0	0	0	1	4	0	2	0	0
Misdemeanor	1	0	5	0	32	0	0	0	2	0	0	0	0	1	3	0	0	0	2	5	0	0	0	0
Juvenile	0	0	1	1	0	0	0	0	0	0	0	0	1	0	1	0	0	0	2	1	0	0	0	0
Total	4	0	11	53	102	1	0	0	5	0	0	0	2	1	5	0	0	1	12	10	1	9	0	0
Mille Lacs (DOC)																								
Felony	4	0	0	111	35	12	11	0	8	2	2	0	2	0	4	2	0	7	14	0	0	11	0	0
Gross Misdemeanor	7	0	3	20	164	1	2	0	3	0	0	0	0	0	2	0	0	1	8	22	0	7	0	0
Misdemeanor	0	0	27	2	125	1	1	0	3	0	1	0	1	0	5	0	0	0	15	31	1	4	0	0
Juvenile	0	0	4	0	0	0	0	0	0	0	0	0	0	0	2	0	0	0	2	0	0	2	0	0
Total	11	0	34	133	324	14	14	0	14	2	3	0	3	0	13	2	0	8	39	53	1	24	0	0
Morrison (CCA)																								
Felony	1	1	0	64	12	6	6	0	1	0	0	0	2	0	3	0	2	3	23	0	0	4	0	0
Gross Misdemeanor	1	0	1	5	128	0	0	0	0	0	0	0	0	0	1	0	1	1	0	1	0	0	0	0
Misdemeanor	0	0	13	0	76	0	0	0	1	0	1	0	0	0	2	0	0	0	4	8	0	0	0	0
Juvenile	0	0	1	0	3	0	0	0	0	0	2	0	0	0	4	0	1	0	4	3	0	0	0	0
Total	2	1	15	69	219	6	6	0	2	0	3	0	2	0	10	0	4	4	31	12	0	4	0	0
Mower (DOC/CPO)																								
Felony	6	2	0	60	50	2	4	0	4	0	0	1	7	0	6	3	1	0	5	0	0	19	0	0
Gross Misdemeanor	6	0	4	4	155	0	2	0	2	0	0	0	2	0	1	0	0	0	2	4	0	4	0	0
Misdemeanor	0	0	31	0	106	0	0	0	2	0	0	0	0	1	1	0	0	0	6	16	0	1	0	0
Juvenile	2	0	3	0	2	0	0	0	1	1	0	0	2	0	6	1	0	0	0	0	1	1	1	1
Total	14	2	38	64	313	2	6	0	9	1	0	1	11	1	14	4	1	0	13	20	1	25	1	0

	2024 Year-end Population	2025 Entries	2025 Removals	2025 Year-end Population	Male	Female	White	Black	American Indian	Asian/Pacific Islander	Other Race	Hispanic	Not Hispanic	Arson	Assault	Assault-Domestic	Burglary	Crime Against Family	Crime Against Justice	Crime Against Government	Criminal Sexual Conduct
Murray (DOC)																					
Felony	49	9	18	40	28	12	37	0	1	1	1	3	37	2	1	2	1	0	1	0	6
Gross Misdemeanor	18	11	13	16	14	2	13	1	1	1	0	3	13	0	1	1	0	0	0	0	1
Misdemeanor	15	12	12	15	13	2	10	2	0	1	2	1	14	0	0	3	0	0	0	0	0
Juvenile	1	11	8	4	4	0	1	0	0	0	3	0	4	0	1	0	0	0	0	0	0
Total	83	43	51	75	59	16	61	3	2	3	6	7	68	2	3	6	1	0	1	0	7
Nicollet (CCA)																					
Felony	182	74	61	195	159	36	111	26	5	0	53	21	174	0	28	17	7	1	5	1	21
Gross Misdemeanor	141	81	62	160	122	38	66	11	2	0	81	9	151	0	2	10	1	0	2	0	4
Misdemeanor	149	142	142	149	98	51	32	5	0	0	112	4	145	0	4	13	0	0	0	0	0
Juvenile	49	51	62	38	23	15	9	2	0	0	27	0	38	0	1	2	0	0	0	0	2
Total	521	348	327	542	402	140	218	44	7	0	273	34	508	0	35	42	8	1	7	1	27
Nobles (CCA)																					
Felony	269	94	76	287	224	63	206	31	12	31	7	112	175	0	33	17	7	0	5	0	29
Gross Misdemeanor	312	105	136	281	242	39	232	22	5	17	5	165	116	1	3	11	2	0	6	2	1
Misdemeanor	230	207	211	226	179	47	184	10	2	8	22	124	102	0	8	19	0	0	12	0	0
Juvenile	57	47	38	66	44	22	54	3	0	4	5	38	28	2	10	4	3	0	0	12	3
Total	868	453	461	860	689	171	676	66	19	60	39	439	421	3	54	51	12	0	23	14	33
Norman (CCA)																					
Felony	62	29	37	54	40	14	49	1	2	0	2	4	50	0	8	6	2	0	0	0	7
Gross Misdemeanor	15	16	12	19	15	4	17	0	1	0	1	1	18	0	0	0	1	0	0	0	0
Misdemeanor	14	8	14	8	3	5	5	0	1	0	2	0	8	0	1	4	0	0	0	0	0
Juvenile	3	4	5	2	0	2	2	0	0	0	0	0	2	0	0	0	0	0	0	0	0
Total	94	57	68	83	58	25	73	1	4	0	5	5	78	0	9	10	3	0	0	0	7
Olmsted (CCA)																					
Felony	980	289	387	882	717	165	601	213	9	29	30	62	820	3	93	92	30	2	19	1	92
Gross Misdemeanor	559	378	371	566	395	171	377	124	3	22	40	84	482	0	8	35	3	1	10	0	13
Misdemeanor	233	210	211	232	166	66	136	64	2	8	22	28	204	1	25	80	0	0	3	0	1
Juvenile	52	71	49	74	63	11	11	23	1	3	36	7	67	1	17	4	5	0	2	1	2
Total	1,824	948	1,018	1,754	1,341	413	1,125	424	15	62	128	181	1,573	5	143	211	38	3	34	2	108
Otter Tail (CCA)																					
Felony	764	154	513	405	300	105	336	32	15	1	21	12	393	2	35	36	20	1	6	2	32
Gross Misdemeanor	275	183	170	288	220	68	199	19	5	0	65	4	284	0	4	11	1	4	3	3	4
Misdemeanor	183	163	142	204	152	52	107	10	7	1	79	3	201	0	15	58	0	0	4	0	1
Juvenile	56	78	69	65	44	21	28	2	2	0	33	0	65	0	10	5	5	0	0	2	7
Total	1,278	578	894	962	716	246	670	63	29	2	198	19	943	2	64	110	26	5	13	7	44
Pennington (DOC)																					
Felony	109	47	51	105	70	35	92	1	10	1	1	6	99	2	19	7	5	1	6	0	4
Gross Misdemeanor	35	17	23	29	14	15	21	1	1	0	6	2	27	0	0	2	0	0	1	0	1
Misdemeanor	14	5	11	8	6	2	6	1	1	0	0	1	7	0	0	6	0	0	1	0	0
Juvenile	18	6	12	12	9	3	8	0	2	0	2	1	11	0	3	0	4	0	0	0	0
Total	176	75	97	154	99	55	127	3	14	1	9	10	144	2	22	15	9	1	8	0	5
Pine (DOC/CPO)																					
Felony	334	103	142	295	218	77	223	15	46	4	7	3	292	0	33	16	13	1	3	0	28
Gross Misdemeanor	317	172	188	301	218	83	221	6	49	4	21	8	293	0	11	19	0	1	6	1	2
Misdemeanor	211	167	182	196	143	53	150	6	17	0	23	4	192	0	11	40	0	0	6	0	0
Juvenile	37	49	51	35	18	17	13	4	10	0	8	1	34	1	7	4	4	0	2	0	0
Total	899	491	563	827	597	230	607	31	122	8	59	16	811	1	62	79	17	2	17	1	30
Pipestone (DOC)																					
Felony	80	25	34	71	50	21	63	2	5	0	1	11	60	0	10	3	5	0	1	0	7
Gross Misdemeanor	62	26	37	51	44	7	41	5	1	0	4	13	38	0	2	2	0	0	1	0	1
Misdemeanor	37	12	26	23	17	6	14	2	4	0	3	4	19	0	0	5	0	0	1	0	0
Juvenile	2	4	3	3	2	1	2	0	0	0	1	1	2	0	0	0	0	0	0	0	0
Total	181	67	100	148	113	35	120	9	10	0	9	29	119	0	12	10	5	0	3	0	8
Polk (CCA)																					
Felony	350	161	172	339	235	104	281	32	24	0	2	67	272	0	57	25	18	3	7	0	20
Gross Misdemeanor	130	64	93	101	76	25	73	11	11	1	5	13	88	0	2	3	0	0	0	0	1
Misdemeanor	9	6	8	7	5	2	6	0	0	0	1	0	7	0	0	2	0	0	0	0	0
Juvenile	24	14	19	19	11	8	17	1	1	0	0	4	15	0	4	2	1	0	0	0	1
Total	513	245	292	466	327	139	377	44	36	1	8	84	382	0	63	32	19	3	7	0	22

	Crim Vehicle Oper Harm	Crim vehicle Oper Death	Disturbing Peace	Drugs	DWI	Escape/Flight	Forgery	Gambling	Harassment/Stalking	Homicide	Status/Federal/Misc.	Kidnapping	Obscenity	Other Person	Property Damage	Robbery	Sex Related	Stolen Property	Theft	Traffic (Exclude DWI)	Vehicle Theft	Weapons	Unknown
Murray (DOC)																							
Felony	2	0	0	13	3	1	3	0	1	0	0	0	1	0	0	0	0	0	3	0	0	0	0
Gross Misdemeanor	0	0	0	0	8	0	0	0	0	0	1	0	1	0	0	0	0	0	1	1	0	1	0
Misdemeanor	0	0	2	0	6	0	0	0	0	0	0	0	0	0	0	0	0	0	0	4	0	0	0
Juvenile	0	0	0	0	0	1	0	0	0	0	1	0	0	0	0	0	0	0	1	0	0	0	0
Total	2	0	2	13	17	2	3	0	1	0	2	0	2	0	0	0	0	0	5	5	0	1	0
Nicollet (CCA)																							
Felony	2	0	1	38	19	7	9	0	4	0	0	1	9	0	3	0	1	0	14	0	0	6	1
Gross Misdemeanor	1	0	0	3	108	0	2	0	6	0	0	0	0	0	2	0	0	0	3	16	0	0	0
Misdemeanor	0	0	11	1	49	1	1	0	2	0	1	0	1	0	3	0	0	0	13	47	1	0	1
Juvenile	0	0	1	0	1	1	1	0	0	0	6	0	1	0	2	0	0	0	2	2	1	2	13
Total	3	0	13	42	177	9	13	0	12	0	7	1	11	0	10	0	1	0	32	65	2	8	15
Nobles (CCA)																							
Felony	1	1	1	82	43	8	27	0	3	0	0	0	4	1	3	0	0	3	12	0	0	6	1
Gross Misdemeanor	4	0	3	17	197	0	5	0	1	0	0	0	1	0	2	0	0	0	8	15	0	2	0
Misdemeanor	1	0	29	3	79	1	0	0	0	0	0	0	0	0	3	0	0	0	20	45	1	2	3
Juvenile	0	0	8	1	0	2	0	0	0	0	4	0	0	0	0	0	0	1	5	9	0	0	2
Total	6	1	41	103	319	11	32	0	4	0	4	0	5	1	8	0	0	4	45	69	1	10	6
Norman (CCA)																							
Felony	0	0	0	13	9	1	3	0	0	0	0	0	0	0	0	0	0	0	1	0	0	4	0
Gross Misdemeanor	0	0	0	1	14	0	0	0	1	0	1	0	0	0	1	0	0	0	0	0	0	0	0
Misdemeanor	0	0	0	0	2	1	0	0	0	0	0	0	0	0	0	0	0	0	0	0	0	0	0
Juvenile	0	0	1	0	0	0	0	0	0	0	0	0	0	0	1	0	0	0	0	0	0	0	0
Total	0	0	1	14	25	2	3	0	1	0	1	0	0	0	2	0	0	0	1	0	0	4	0
Olmsted (CCA)																							
Felony	8	1	2	222	125	13	33	0	10	1	0	1	30	0	6	4	6	9	46	0	2	31	0
Gross Misdemeanor	8	0	10	35	366	0	9	0	11	0	0	0	1	0	6	0	2	4	28	6	0	10	0
Misdemeanor	0	0	35	0	60	2	0	0	3	0	0	0	1	0	2	0	0	0	8	10	0	0	1
Juvenile	0	0	3	1	0	4	3	0	0	1	2	0	3	0	6	6	0	0	6	0	0	7	0
Total	16	1	50	258	551	19	45	0	24	2	2	1	35	0	20	10	8	13	88	16	2	48	1
Otter Tail (CCA)																							
Felony	3	0	0	112	54	9	23	1	6	2	1	1	3	2	3	4	2	5	23	0	2	11	4
Gross Misdemeanor	7	0	3	14	189	2	2	0	2	0	2	0	1	0	5	0	0	1	3	17	0	2	8
Misdemeanor	0	0	23	2	75	0	0	0	2	0	0	0	0	0	2	0	0	0	6	7	1	3	5
Juvenile	0	0	5	5	2	1	1	0	0	0	2	0	0	0	2	0	0	0	3	6	1	3	5
Total	10	0	31	133	320	12	26	1	10	2	5	1	4	2	12	4	2	6	35	30	4	19	22
Pennington (DOC)																							
Felony	1	0	0	28	10	0	3	0	1	0	0	0	5	0	2	1	1	0	4	0	0	4	1
Gross Misdemeanor	1	0	0	2	21	0	0	0	1	0	0	0	0	0	0	0	0	0	0	0	0	0	0
Misdemeanor	0	0	0	0	1	0	0	0	0	0	0	0	0	0	0	0	0	0	0	0	0	0	0
Juvenile	0	0	0	0	0	0	0	0	0	0	0	0	0	0	0	0	0	0	5	0	0	0	0
Total	2	0	0	30	32	0	3	0	2	0	0	0	5	0	2	1	1	0	9	0	0	4	1
Pine (DOC/CPO)																							
Felony	4	1	0	94	22	19	10	0	0	1	0	0	6	1	5	2	0	14	13	1	0	8	0
Gross Misdemeanor	2	0	2	36	165	0	2	0	1	0	3	0	0	0	5	0	0	1	9	31	0	4	0
Misdemeanor	0	0	20	1	74	0	0	0	1	0	2	0	0	0	4	0	0	0	15	17	1	4	0
Juvenile	0	0	3	0	2	0	0	0	0	0	0	0	0	0	3	0	0	0	2	4	1	1	1
Total	6	1	25	131	263	19	12	0	2	1	5	0	6	1	17	2	0	15	39	53	2	17	1
Pipstone (DOC)																							
Felony	0	0	0	32	3	1	1	0	0	1	0	0	1	0	0	0	1	1	2	0	0	2	0
Gross Misdemeanor	0	0	0	7	31	0	1	0	1	0	0	0	0	0	1	0	0	0	0	4	0	0	0
Misdemeanor	0	0	3	0	10	0	0	0	0	0	0	0	0	0	3	0	0	0	0	1	0	0	0
Juvenile	0	0	0	0	1	0	0	0	0	0	0	0	0	0	2	0	0	0	0	0	0	0	0
Total	0	0	3	39	45	1	2	0	1	1	0	0	1	0	6	0	1	1	2	5	0	2	0
Polk (CCA)																							
Felony	4	1	0	118	46	7	7	0	3	2	0	1	5	2	0	1	1	0	4	0	0	5	2
Gross Misdemeanor	3	0	2	3	80	0	0	0	2	0	0	0	1	0	0	0	0	0	1	3	0	0	0
Misdemeanor	0	0	0	1	3	0	0	0	0	0	0	0	0	1	0	0	0	0	0	0	0	0	0
Juvenile	0	0	3	3	1	0	0	0	1	0	0	0	0	0	2	0	0	0	0	0	0	0	1
Total	7	1	5	125	130	7	7	0	6	2	0	1	6	3	2	1	1	0	5	3	0	5	3

	2024 Year-end Population	2025 Entries	2025 Removals	2025 Year-end Population	Male	Female	White	Black	American Indian	Asian/Pacific Islander	Other Race	Hispanic	Not Hispanic	Arson	Assault	Assault-Domestic	Burglary	Crime Against Family	Crime Against Justice	Crime Against Government	Criminal Sexual Conduct
Pope (DOC/CPO)																					
Felony	32	40	34	38	32	6	37	0	0	1	0	1	37	0	2	2	1	0	1	0	15
Gross Misdemeanor	89	42	39	92	71	21	72	1	0	0	19	2	90	0	2	7	1	2	2	0	0
Misdemeanor	89	73	88	74	55	19	37	2	1	0	34	2	72	0	3	5	0	0	1	0	0
Juvenile	4	19	15	8	8	0	5	1	0	0	2	1	7	0	0	0	0	0	0	2	1
Total	214	174	176	212	166	46	151	4	1	1	55	6	206	0	7	14	2	2	4	2	16
Ramsey (CCA)																					
Felony	4,102	1,257	1,413	3,946	3,176	770	1,441	1,724	116	290	375	245	3,701	25	581	339	214	9	67	15	246
Gross Misdemeanor	2,215	1,125	1,049	2,291	1,705	586	798	767	57	172	497	161	2,130	5	109	184	29	10	29	4	33
Misdemeanor	2,074	1,381	1,428	2,027	1,521	506	737	572	21	121	576	149	1,878	0	102	333	2	0	40	17	2
Juvenile	214	213	203	86224	188	36	28	111	5	23	57	25	199	0	50	7	7	0	3	0	5
Total	8,605	3,976	4,093	8,488	6,590	1,898	3,004	3,174	199	606	1,505	580	7,908	30	842	863	252	19	139	36	286
Red Lake (CCA)																					
Felony	19	12	5	26	18	8	23	1	2	0	0	1	25	0	5	0	0	0	1	0	6
Gross Misdemeanor	8	6	8	6	5	1	5	1	0	0	0	0	6	0	0	0	0	0	0	0	0
Misdemeanor	0	3	2	1	0	1	1	0	0	0	0	0	1	0	0	0	0	0	0	0	0
Juvenile	0	0	0	0	0	0	0	0	0	0	0	0	0	0	0	0	0	0	0	0	0
Total	27	21	15	33	23	10	29	2	2	0	0	1	32	0	5	0	0	0	1	0	6
Redwood (DOC)																					
Felony	157	42	74	125	94	31	76	12	31	2	4	6	119	2	29	11	11	1	1	0	8
Gross Misdemeanor	84	49	56	77	51	26	47	5	16	1	8	5	72	0	3	4	0	1	2	0	2
Misdemeanor	76	70	92	54	36	18	26	4	10	1	13	1	53	0	4	13	0	1	2	0	0
Juvenile	23	25	30	18	13	5	4	1	5	0	8	0	18	0	8	0	0	0	0	0	2
Total	340	186	252	274	194	80	153	22	62	4	33	12	262	2	44	28	11	3	5	0	12
Renville (DOC)																					
Felony	162	48	71	139	102	37	122	7	4	4	2	19	120	1	23	11	5	1	5	1	8
Gross Misdemeanor	76	64	42	98	77	21	85	2	5	3	3	20	78	0	2	5	1	0	2	1	0
Misdemeanor	52	58	35	75	54	21	65	3	3	0	4	26	49	0	0	14	0	0	1	0	0
Juvenile	18	10	17	11	11	0	9	1	1	0	0	1	10	0	2	2	2	0	0	1	1
Total	308	180	165	323	244	79	281	13	13	7	9	66	257	1	27	32	8	1	8	3	9
Rice (CCA)																					
Felony	489	123	180	432	329	103	369	48	3	7	5	78	354	1	46	40	17	0	8	2	39
Gross Misdemeanor	247	99	130	216	166	50	184	23	1	1	7	41	175	0	2	15	1	1	2	0	9
Misdemeanor	158	124	133	149	104	45	114	17	2	3	13	31	118	0	13	34	0	0	0	0	0
Juvenile	27	48	40	35	23	12	20	6	0	0	9	7	28	0	15	1	2	0	1	1	2
Total	921	394	483	832	622	210	687	94	6	11	34	157	675	1	76	90	20	1	11	3	50
Rock (CCA)																					
Felony	41	13	21	33	21	12	25	4	0	2	2	3	30	0	1	0	2	0	0	0	1
Gross Misdemeanor	40	24	15	49	42	7	41	3	1	2	2	9	40	0	0	1	0	0	0	1	0
Misdemeanor	31	46	23	54	45	9	44	5	4	0	1	8	46	0	0	4	0	1	0	0	0
Juvenile	3	10	4	9	7	2	9	0	0	0	0	1	8	0	1	0	0	0	0	1	0
Total	115	93	63	145	115	30	119	12	5	4	5	21	124	0	2	5	2	1	0	2	1
Roseau (DOC)																					
Felony	69	27	30	66	56	10	51	6	2	3	4	4	62	1	9	8	4	1	2	1	8
Gross Misdemeanor	49	31	29	51	40	11	39	3	4	2	3	1	50	0	2	4	0	0	0	0	1
Misdemeanor	10	11	9	12	8	4	10	0	1	0	1	0	12	0	0	10	0	0	0	0	0
Juvenile	11	12	15	8	6	2	4	0	0	0	4	0	8	0	5	1	0	0	0	0	1
Total	139	81	83	137	110	27	104	9	7	5	12	5	132	1	16	23	4	1	2	1	10
St. Louis (CCA)																					
Felony	1,430	571	580	1,421	1,111	310	1,007	193	195	11	15	31	1,390	4	224	156	73	3	36	3	101
Gross Misdemeanor	950	470	575	845	593	252	633	71	115	4	22	22	823	0	28	80	8	13	18	0	16
Misdemeanor	307	235	222	320	238	82	236	43	34	0	7	6	314	0	40	144	1	0	6	3	1
Juvenile	87	155	140	102	83	19	58	20	15	1	8	8	94	0	21	9	8	0	3	0	14
Total	2,774	1,431	1,517	2,688	2,025	663	1,934	327	359	16	52	67	2,621	4	313	389	90	16	63	6	132
Scott (CCA)																					
Felony	1,019	348	496	871	622	249	584	160	50	37	40	132	739	1	75	55	21	3	8	2	56
Gross Misdemeanor	899	412	452	859	646	213	618	124	33	53	31	154	705	0	13	18	2	5	10	1	8
Misdemeanor	384	333	284	433	331	102	292	57	13	22	49	101	332	0	23	86	0	0	7	1	0
Juvenile	53	69	77	45	29	16	8	23	5	0	9	5	40	0	10	4	0	0	1	0	2
Total	2,355	1,162	1,309	2,208	1,628	580	1,502	364	101	112	129	392	1,816	1	121	163	23	8	26	4	66

	Crim Vehicle Oper Harm	Crim vehicle Oper Death	Disturbing Peace	Drugs	DWI	Escape/Flight	Forgery	Gambling	Harassment/Stalking	Homicide	Status/Federal/Misc.	Kidnapping	Obscenity	Other Person	Property Damage	Robbery	Sex Related	Stolen Property	Theft (Exclude DWI)	Traffic	Vehicle Theft	Weapons	Unknown
Pope (DOC/CPO)																							
Felony	0	0	0	8	5	0	0	0	0	1	0	0	1	0	0	0	0	0	2	0	0	0	0
Gross Misdemeanor	1	0	3	4	64	0	1	0	0	0	0	0	0	0	0	0	0	0	0	3	0	1	1
Misdemeanor	0	0	2	4	36	0	0	0	1	0	0	0	0	0	0	0	0	0	0	19	0	2	1
Juvenile	0	0	0	0	2	0	0	0	0	0	0	0	0	0	1	0	0	0	0	2	0	0	0
Total	1	0	5	16	107	0	1	0	1	1	0	0	1	0	1	0	0	0	2	24	0	3	2
Ramsey (CCA)																							
Felony	35	10	3	748	228	112	264	0	24	18	3	7	31	7	73	139	17	73	384	4	23	235	12
Gross Misdemeanor	29	0	37	128	1,360	18	27	2	16	0	4	0	8	1	26	4	19	10	65	34	1	94	5
Misdemeanor	0	0	236	7	737	5	1	0	17	0	10	0	5	3	31	0	16	1	81	346	3	14	18
Juvenile	3	2	17	1	0	2	0	0	0	1	7	0	1	0	6	13	0	5	19	0	6	42	27
Total	67	12	293	884	2,325	137	292	2	57	19	24	7	45	11	136	156	52	89	549	384	33	385	62
Red Lake (CCA)																							
Felony	0	0	0	4	5	0	1	0	1	0	0	0	1	0	0	0	0	0	1	0	0	1	0
Gross Misdemeanor	0	0	0	1	4	0	0	0	1	0	0	0	0	0	0	0	0	0	0	0	0	0	0
Misdemeanor	0	0	0	1	0	0	0	0	0	0	0	0	0	0	0	0	0	0	0	0	0	0	0
Juvenile	0	0	0	0	0	0	0	0	0	0	0	0	0	0	0	0	0	0	0	0	0	0	0
Total	0	0	0	6	9	0	1	0	2	0	0	0	1	0	0	0	0	0	1	0	0	1	0
Redwood (DOC)																							
Felony	0	0	0	28	10	4	8	0	0	0	0	2	1	0	2	2	0	1	1	0	0	3	0
Gross Misdemeanor	2	0	0	1	37	0	1	0	3	0	0	0	1	0	0	0	0	0	1	18	0	1	0
Misdemeanor	0	0	6	1	17	1	0	0	2	0	1	0	0	0	0	0	0	0	1	5	0	0	0
Juvenile	0	0	1	0	0	0	0	0	0	0	3	0	1	0	0	0	0	0	2	1	0	0	0
Total	2	0	7	30	64	5	9	0	5	0	4	2	3	0	2	2	0	1	5	24	0	4	0
Renville (DOC)																							
Felony	1	0	0	48	12	7	3	0	1	0	0	0	2	0	0	0	0	1	7	0	0	2	0
Gross Misdemeanor	1	0	1	7	67	0	0	0	1	0	1	0	0	0	2	0	0	0	0	6	0	1	0
Misdemeanor	0	0	17	0	36	0	0	0	3	0	1	0	0	0	0	0	0	0	0	3	0	0	0
Juvenile	0	0	0	0	0	0	0	0	0	0	1	0	1	0	1	0	0	0	0	0	0	0	0
Total	2	0	18	55	115	7	3	0	5	0	3	0	3	0	3	0	0	1	7	9	0	3	0
Rice (CCA)																							
Felony	6	0	0	154	25	14	14	0	7	1	0	2	9	0	5	3	0	6	26	0	0	4	3
Gross Misdemeanor	2	0	4	7	134	1	9	0	5	0	0	0	1	0	5	0	0	1	5	8	0	4	0
Misdemeanor	0	0	16	2	48	0	2	0	5	0	0	0	2	0	3	0	0	0	10	12	0	1	1
Juvenile	0	0	4	1	0	3	0	0	0	0	1	0	0	0	2	1	0	0	1	0	0	0	0
Total	8	0	24	164	207	18	25	0	17	1	1	2	12	0	15	4	0	7	42	20	0	9	4
Rock (CCA)																							
Felony	0	0	0	15	4	2	2	0	0	0	0	0	0	0	0	0	1	0	5	0	0	0	0
Gross Misdemeanor	0	0	2	2	39	0	0	0	0	0	0	0	0	0	1	0	0	0	2	1	0	0	0
Misdemeanor	0	0	8	2	24	0	1	0	0	0	0	0	0	0	3	0	0	0	4	7	0	0	0
Juvenile	0	0	0	0	0	0	1	0	0	1	1	0	0	0	1	0	0	0	1	2	0	0	0
Total	0	0	10	19	67	2	4	0	0	1	1	0	0	0	5	0	1	0	12	10	0	0	0
Roseau (DOC)																							
Felony	1	0	0	14	6	1	3	0	0	0	1	0	3	0	0	0	0	0	2	0	0	1	0
Gross Misdemeanor	0	0	1	0	40	0	0	0	1	0	0	0	0	0	0	0	0	0	1	1	0	0	0
Misdemeanor	0	0	0	0	1	0	0	0	0	0	1	0	0	0	0	0	0	0	0	0	0	0	0
Juvenile	0	0	0	0	0	0	0	0	0	0	1	0	0	0	0	0	0	0	0	0	0	0	0
Total	1	0	1	14	47	1	3	0	1	0	3	0	3	0	0	0	0	0	3	1	0	1	0
St. Louis (CCA)																							
Felony	18	4	2	293	158	35	44	0	16	3	4	4	32	0	21	8	2	18	90	2	2	52	13
Gross Misdemeanor	12	0	18	47	536	3	5	0	11	0	1	0	1	0	6	0	0	6	14	8	1	12	1
Misdemeanor	0	0	40	1	46	1	0	0	18	0	0	0	1	0	2	0	0	0	3	7	1	1	4
Juvenile	0	0	8	3	3	3	1	0	1	1	2	0	1	0	7	2	0	1	7	1	1	5	0
Total	30	4	68	344	743	42	50	0	46	4	7	4	35	0	36	10	2	25	114	18	5	70	18
Scott (CCA)																							
Felony	10	1	1	339	61	22	40	0	13	1	1	1	20	0	7	6	4	23	81	0	0	19	0
Gross Misdemeanor	16	0	7	45	651	3	9	0	7	0	3	0	0	0	5	0	1	3	26	19	0	7	0
Misdemeanor	0	0	33	1	229	3	0	0	4	0	3	0	2	1	9	0	0	1	8	17	1	3	1
Juvenile	1	0	8	1	0	0	0	0	1	0	0	0	3	0	1	2	0	0	6	0	0	5	0
Total	27	1	49	386	941	28	49	0	25	1	7	1	25	1	22	8	5	27	121	36	1	34	1

	2024 Year-end Population	2025 Entries	2025 Removals	2025 Year-end Population	Male	Female	White	Black	American Indian	Asian/Pacific Islander	Other Race	Hispanic	Not Hispanic	Arson	Assault	Assault-Domestic	Burglary	Crime Against Family	Crime Against Justice	Crime Against Government	Criminal Sexual Conduct
Sherburne (CCA)																					
Felony	633	278	295	616	456	160	495	58	13	12	38	20	596	1	68	44	19	2	5	1	46
Gross Misdemeanor	540	284	282	542	421	121	408	41	19	8	66	29	513	0	12	11	1	0	8	1	3
Misdemeanor	328	306	274	360	252	108	216	36	5	4	99	9	351	0	17	62	0	0	5	2	0
Juvenile	86	161	135	112	84	28	67	15	3	0	27	5	107	1	22	17	3	0	1	2	9
Total	1,587	1,029	986	1,630	1,213	417	1,186	150	40	24	230	63	1,567	2	119	134	23	2	19	6	58
Sibley (DOC)																					
Felony	78	35	33	80	67	13	70	7	0	1	2	9	71	0	3	2	4	0	2	0	5
Gross Misdemeanor	65	29	31	63	53	10	56	2	0	0	5	7	56	0	1	5	0	2	3	0	1
Misdemeanor	68	55	44	79	56	23	46	4	0	0	29	3	76	0	6	8	0	0	1	0	0
Juvenile	21	14	18	17	10	7	11	0	0	0	6	2	15	0	5	1	0	0	0	0	0
Total	232	133	126	239	186	53	183	13	0	1	42	21	218	0	15	16	4	2	6	0	6
Stearns (CCA)																					
Felony	1,078	439	444	1,073	850	223	629	253	28	12	151	82	991	5	149	113	46	2	6	2	106
Gross Misdemeanor	850	419	413	856	652	204	432	135	16	3	270	62	794	1	35	46	2	3	9	3	15
Misdemeanor	1,026	568	680	914	648	266	378	141	15	8	372	68	846	0	37	96	0	2	23	2	0
Juvenile	306	281	325	262	175	87	31	64	0	0	167	7	255	1	56	18	3	0	5	0	22
Total	3,260	1,707	1,862	3,105	2,325	780	1,470	593	59	23	960	219	2,886	7	277	273	51	7	43	7	143
Steele (CCA)																					
Felony	179	74	89	164	134	30	123	18	4	1	18	19	145	2	19	21	0	0	3	0	20
Gross Misdemeanor	129	94	98	125	94	31	92	4	4	0	25	8	117	0	4	13	0	0	2	0	2
Misdemeanor	173	179	169	183	129	54	137	18	0	2	26	7	176	0	8	31	0	0	2	2	0
Juvenile	47	66	66	47	35	12	32	5	0	0	10	7	40	0	9	5	1	0	0	0	5
Total	528	413	422	519	392	127	384	45	8	3	79	41	478	2	40	70	1	0	7	2	27
Stevens (DOC/CPO)																					
Felony	31	13	14	30	26	4	22	3	3	0	2	2	28	0	5	1	0	0	0	0	5
Gross Misdemeanor	31	16	12	35	27	8	4	0	0	0	31	0	35	0	0	4	0	0	0	0	0
Misdemeanor	38	28	24	42	29	13	1	0	0	0	41	0	42	0	3	5	0	0	1	0	0
Juvenile	13	9	11	11	8	3	1	0	0	0	10	0	11	0	2	2	0	0	0	4	0
Total	113	66	61	118	90	28	28	3	3	0	84	2	116	0	10	12	0	0	1	4	5
Swift (CCA)																					
Felony	49	23	17	55	42	13	42	5	2	3	3	4	51	0	8	6	3	0	1	0	7
Gross Misdemeanor	34	24	24	34	24	10	28	2	0	3	1	6	28	0	1	2	0	0	1	0	0
Misdemeanor	30	32	26	36	31	5	21	5	1	6	3	2	34	0	2	7	0	0	1	0	0
Juvenile	7	10	10	7	5	2	7	0	0	0	0	1	6	0	0	2	0	0	0	0	1
Total	120	89	77	132	102	30	98	12	3	12	7	13	119	0	11	17	3	0	3	0	8
Todd (CCA)																					
Felony	115	51	63	103	89	14	97	2	2	2	0	9	94	0	8	6	3	2	1	0	12
Gross Misdemeanor	93	67	59	101	67	34	94	4	0	1	2	18	83	0	0	2	0	1	1	0	0
Misdemeanor	61	62	70	53	39	14	40	8	0	3	2	18	35	0	3	8	0	0	1	0	0
Juvenile	37	46	52	31	22	9	28	2	0	0	1	10	21	0	2	4	2	0	0	1	5
Total	306	226	244	288	217	71	259	16	2	6	5	55	233	0	13	20	5	3	3	1	17
Traverse (DOC/CPO)																					
Felony	20	22	11	31	23	8	21	1	9	0	0	2	29	0	4	2	1	0	1	0	2
Gross Misdemeanor	20	5	6	19	11	8	2	0	0	0	17	0	19	1	1	1	0	0	1	0	0
Misdemeanor	13	11	9	15	11	4	1	0	0	0	14	0	15	0	1	1	0	0	0	0	0
Juvenile	5	2	2	5	1	4	0	0	0	0	5	0	5	0	2	1	0	0	0	0	0
Total	58	40	28	70	46	24	24	1	9	0	36	2	68	1	8	5	1	0	2	0	2
Wabasha (DOC/CPO)																					
Felony	104	30	41	93	75	18	86	3	0	1	3	1	92	0	8	6	2	0	2	3	18
Gross Misdemeanor	73	54	42	85	63	22	55	5	1	2	22	6	79	0	5	7	0	0	0	0	3
Misdemeanor	133	84	123	94	82	12	56	1	1	0	36	9	85	0	3	10	0	0	1	0	0
Juvenile	7	15	13	9	9	0	5	0	0	0	4	0	9	0	3	0	0	0	0	0	1
Total	317	183	219	281	229	52	202	9	2	3	65	16	265	0	19	23	2	0	3	3	22
Wadena (CCA)																					
Felony	67	41	40	68	50	18	60	4	2	0	2	4	64	3	10	4	3	0	2	1	11
Gross Misdemeanor	70	47	38	79	62	17	73	1	1	0	4	3	76	0	2	3	1	0	0	0	1
Misdemeanor	29	48	39	38	31	7	32	4	1	0	1	1	37	0	1	10	0	0	0	0	0
Juvenile	22	24	23	23	17	6	11	1	3	0	8	1	22	0	7	2	3	0	0	0	0
Total	188	160	140	208	160	48	176	10	7	0	15	9	199	3	20	19	7	0	2	1	12

	Crim Vehicle Oper Harm	Crim Vehicle Oper Death	Disturbing Peace	Drugs	DWI	Escape/Flight	Forgery	Gambling	Harassment/Stalking	Homicide	Status/Federal/Misc.	Kidnapping	Obscenity	Other Person	Property Damage	Robbery	Sex Related	Stolen Property	Theft	Traffic (Exclude DWI)	Vehicle Theft	Weapons	Unknown
Sherburne (CCA)																							
Felony	8	4	5	231	53	14	29	1	5	1	0	0	7	0	8	1	1	5	35	1	0	20	1
Gross Misdemeanor	10	0	6	13	398	1	3	1	2	0	1	0	2	0	10	0	1	1	9	37	0	11	0
Misdemeanor	0	0	33	1	144	1	0	0	8	0	2	0	1	0	1	0	0	1	32	49	0	1	0
Juvenile	0	0	5	0	1	2	1	0	1	1	4	0	1	0	9	1	0	0	3	20	0	5	3
Total	18	4	49	245	596	18	33	2	16	2	7	0	11	0	28	2	2	7	79	107	0	37	4
Sibley (DOC)																							
Felony	2	1	0	28	13	3	4	0	1	1	0	0	0	0	0	0	1	1	7	0	0	2	0
Gross Misdemeanor	1	0	0	1	44	0	0	0	0	0	1	0	1	0	1	0	0	0	0	1	0	1	0
Misdemeanor	0	0	16	0	40	0	0	0	1	0	0	0	0	0	1	0	0	0	0	6	0	0	0
Juvenile	0	0	2	0	0	0	1	0	0	0	0	0	1	0	3	0	0	0	1	3	0	0	0
Total	3	1	18	29	97	3	5	0	2	1	1	0	2	0	5	0	1	1	8	10	0	3	0
Stearns (CCA)																							
Felony	12	4	1	274	77	25	46	0	14	7	1	1	12	0	10	9	4	11	100	1	0	30	5
Gross Misdemeanor	10	0	13	66	509	3	15	0	10	0	1	0	8	0	18	0	7	1	44	24	1	10	2
Misdemeanor	0	0	146	8	344	10	1	0	8	0	10	0	7	0	29	0	2	0	98	73	2	4	12
Juvenile	1	0	24	2	1	7	0	0	0	0	58	0	7	0	10	8	0	1	11	16	1	5	5
Total	23	4	184	350	931	45	62	0	32	7	70	1	34	0	67	17	13	13	253	114	4	49	24
Steele (CCA)																							
Felony	4	0	0	51	15	1	4	0	1	0	0	1	3	0	1	1	1	0	9	0	0	3	4
Gross Misdemeanor	2	0	2	8	61	0	5	0	2	0	1	0	1	0	1	0	0	0	8	10	0	1	2
Misdemeanor	0	0	20	0	55	0	0	0	1	0	0	0	0	0	1	0	0	1	15	47	0	0	0
Juvenile	1	0	2	1	1	0	0	0	0	0	4	0	0	0	1	0	0	0	3	9	0	2	3
Total	7	0	24	60	132	1	9	0	4	0	5	1	4	0	4	1	1	1	35	66	0	6	9
Stevens (DOC/CPO)																							
Felony	0	0	0	9	4	1	0	0	1	0	0	0	1	0	1	0	0	0	2	0	0	0	0
Gross Misdemeanor	0	0	0	3	26	0	0	0	0	0	0	0	0	0	1	0	0	0	0	0	0	1	0
Misdemeanor	0	0	7	0	19	0	0	0	2	0	1	0	0	0	0	0	1	0	0	3	0	0	0
Juvenile	0	0	0	0	0	0	1	0	0	0	1	0	0	0	0	0	0	0	1	0	0	0	0
Total	0	0	7	12	49	1	1	0	3	0	2	0	1	0	2	0	1	0	3	3	0	1	0
Swift (CCA)																							
Felony	0	0	0	18	4	1	2	0	1	0	0	0	0	0	0	0	0	1	2	0	0	1	0
Gross Misdemeanor	0	0	2	3	21	0	1	0	1	0	0	0	0	0	0	0	0	0	0	1	0	1	0
Misdemeanor	0	0	9	1	12	0	0	0	0	0	0	0	0	0	0	0	0	0	0	4	0	0	0
Juvenile	0	0	0	0	0	0	0	0	0	0	0	0	0	0	3	0	0	0	0	0	0	1	0
Total	0	0	11	22	37	1	3	0	2	0	0	0	0	0	3	0	0	1	2	5	0	3	0
Todd (CCA)																							
Felony	1	1	0	36	9	3	3	0	1	0	0	0	2	0	2	0	0	2	8	0	0	3	0
Gross Misdemeanor	0	0	1	7	82	0	0	0	2	0	0	0	0	0	0	0	0	1	0	2	0	2	0
Misdemeanor	0	0	13	1	22	0	0	0	0	0	0	0	0	1	0	0	0	0	0	3	0	1	0
Juvenile	0	0	1	0	1	0	1	0	1	0	6	0	0	0	3	0	0	0	3	0	0	1	0
Total	1	1	15	44	114	3	4	0	4	0	6	0	2	1	5	0	0	3	11	5	0	7	0
Traverse (DOC/CPO)																							
Felony	1	0	0	5	7	0	2	0	2	0	0	0	0	0	0	1	0	0	2	0	0	1	0
Gross Misdemeanor	0	0	0	2	10	0	0	0	0	0	0	0	0	0	1	0	0	0	1	1	0	0	0
Misdemeanor	0	0	6	0	6	0	0	0	0	0	0	0	0	0	1	0	0	0	0	0	0	0	0
Juvenile	0	0	0	0	0	0	0	0	0	0	0	0	0	0	0	0	0	0	2	0	0	0	0
Total	1	0	6	7	23	0	2	0	2	0	0	0	0	0	2	1	0	0	5	1	0	1	0
Wabasha (DOC/CPO)																							
Felony	1	0	3	23	5	3	6	0	2	0	0	1	1	2	1	0	0	0	4	0	0	2	0
Gross Misdemeanor	0	0	2	4	38	0	3	0	2	0	0	0	0	0	5	0	0	0	3	10	0	2	1
Misdemeanor	0	0	12	0	42	0	0	0	0	0	0	0	0	0	0	0	0	0	4	21	0	0	1
Juvenile	0	0	0	0	0	0	0	0	0	0	0	0	2	0	0	0	0	0	2	1	0	0	0
Total	1	0	17	27	85	3	9	0	4	0	0	1	3	2	6	0	0	0	13	32	0	4	2
Wadena (CCA)																							
Felony	1	0	0	15	4	3	3	0	0	0	0	0	2	0	2	0	0	0	2	0	0	1	1
Gross Misdemeanor	0	0	2	1	61	0	0	0	1	0	0	0	0	0	1	0	0	0	0	3	0	3	0
Misdemeanor	0	0	9	0	9	0	0	0	2	0	0	0	0	0	0	0	0	0	3	4	0	0	0
Juvenile	0	1	2	0	0	0	1	0	0	0	1	0	0	0	2	1	0	0	3	0	0	0	0
Total	1	1	13	16	74	3	4	0	3	0	1	0	2	0	5	1	0	0	8	7	0	4	1

	2024 Year-end Population	2025 Entries	2025 Removals	2025 Year-end Population	Male	Female	White	Black	American Indian	Asian/Pacific Islander	Other Race	Hispanic	Not Hispanic	Arson	Assault	Assault-Domestic	Burglary	Crime Against Family	Crime Against Justice	Crime Against Government	Criminal Sexual Conduct
Waseca (CCA)																					
Felony	151	145	151	145	109	36	113	15	1	1	15	13	132	0	19	10	5	1	3	1	11
Gross Misdemeanor	105	48	53	100	73	27	59	6	0	0	35	4	96	0	3	5	0	0	5	2	0
Misdemeanor	64	64	46	82	59	23	43	6	0	0	33	5	77	0	6	14	0	0	1	0	0
Juvenile	17	19	20	16	12	4	11	1	1	0	3	4	12	0	1	2	1	0	0	0	2
Total	337	276	270	343	253	90	226	28	2	1	86	26	317	0	29	31	6	1	9	3	13
Washington (CCA)																					
Felony	874	528	501	901	704	197	546	218	41	47	49	71	830	1	81	61	33	2	8	4	66
Gross Misdemeanor	1,055	621	470	1,206	877	329	784	169	22	82	149	95	1,111	0	16	33	3	2	14	3	11
Misdemeanor	1,167	963	781	1,349	965	384	723	174	18	86	348	90	1,259	0	19	72	0	0	13	5	1
Juvenile	103	162	152	113	80	33	18	8	1	1	85	5	108	1	16	1	2	0	1	4	3
Total	3,199	2,274	1,904	3,569	2,626	943	2,071	569	82	216	631	261	3,308	2	132	167	38	4	36	16	81
Watsonwan (DOC)																					
Felony	71	18	18	71	61	10	64	3	2	2	0	27	44	0	6	6	3	0	4	0	18
Gross Misdemeanor	57	28	30	55	47	8	52	0	3	0	0	30	25	0	0	7	0	0	0	0	1
Misdemeanor	49	65	42	72	53	19	66	2	1	2	1	32	40	0	5	9	0	0	0	2	0
Juvenile	6	7	8	5	2	3	1	0	0	0	4	1	4	0	3	0	0	0	0	0	0
Total	183	118	98	203	163	40	183	5	6	4	5	90	113	0	14	22	3	0	4	2	19
Wilkin (DOC/CPO)																					
Felony	65	31	40	56	36	20	41	3	11	0	1	0	56	0	4	3	2	0	0	0	5
Gross Misdemeanor	89	28	47	70	52	18	5	0	0	0	65	0	70	0	1	3	0	0	2	0	0
Misdemeanor	42	22	27	37	26	11	1	0	0	0	36	0	37	0	2	8	0	1	0	0	0
Juvenile	9	15	8	16	11	5	2	0	0	0	14	0	16	0	3	2	0	0	0	4	1
Total	205	96	122	179	125	54	49	3	11	0	116	0	179	0	10	16	2	1	2	4	6
Winona (DOC)																					
Felony	220	63	61	222	188	34	174	42	2	3	1	14	208	0	31	20	11	1	7	0	28
Gross Misdemeanor	184	97	99	182	141	41	133	32	5	4	8	19	163	0	4	6	1	0	6	0	1
Misdemeanor	188	150	140	198	146	52	151	32	5	1	9	23	175	0	3	22	0	0	3	1	0
Juvenile	27	39	32	34	25	9	14	13	1	3	3	2	32	0	12	3	0	0	0	0	3
Total	619	349	332	636	500	136	472	119	13	11	21	58	578	0	50	51	12	1	16	1	32
Wright (DOC/CPO)																					
Felony	747	348	297	798	638	160	657	97	18	11	15	26	772	4	77	53	24	1	10	1	80
Gross Misdemeanor	788	459	394	853	646	207	664	70	12	12	95	41	812	0	25	39	2	1	5	5	7
Misdemeanor	622	586	486	722	504	218	374	37	5	11	295	44	678	1	30	75	0	1	9	3	0
Juvenile	122	165	146	141	107	34	83	16	3	1	38	6	135	0	18	8	6	0	1	8	6
Total	2,279	1,558	1,323	2,514	1,895	619	1,778	220	38	35	443	117	2,397	5	150	175	32	3	25	17	93
Yellow Medicine (CCA)																					
Felony	56	43	25	74	57	17	55	2	14	0	3	8	66	1	14	5	3	0	2	0	10
Gross Misdemeanor	32	23	25	30	21	9	25	0	3	1	1	3	27	0	5	1	0	1	1	0	0
Misdemeanor	26	31	24	33	26	7	22	4	7	0	0	4	29	0	2	8	0	0	3	0	0
Juvenile	10	10	13	7	4	3	3	0	3	0	1	0	7	0	2	2	0	0	0	0	2
Total	124	107	87	144	108	36	105	6	27	1	5	15	129	1	23	16	3	1	6	0	12

	Crim Vehicle Oper Harm	Crim vehicle Oper Death	Disturbing Peace	Drugs	DWI	Escape/flight	Forgery	Gambling	Harassment/ Stalking	Homicide	Status/ Federal/Misc.	Kidnapping	Obscenity	Other Person	Property Damage	Robbery	Sex Related	Stolen Property	Theft	Traffic (Exclude DWI)	Vehicle Theft	Weapons	Unknown
Waseca (CCA)																							
Felony	2	1	0	39	11	5	8	0	2	0	0	0	5	0	4	1	0	1	10	2	0	3	1
Gross Misdemeanor	0	0	1	2	55	0	2	0	6	0	1	0	0	0	3	0	0	0	5	9	0	1	0
Misdemeanor	0	0	7	2	23	1	0	0	2	0	1	0	2	0	2	0	0	0	8	12	0	0	1
Juvenile	0	0	2	0	1	1	0	0	0	0	1	0	1	0	3	0	0	0	0	0	0	1	0
Total	2	1	10	43	90	7	10	0	10	0	3	0	8	0	12	1	0	1	23	23	0	5	2
Washington (CCA)																							
Felony	11	3	1	216	90	40	47	0	13	5	4	2	27	2	14	10	17	23	85	5	1	24	5
Gross Misdemeanor	18	0	13	20	934	8	13	0	7	0	6	0	3	1	4	1	5	1	34	43	0	10	3
Misdemeanor	1	0	158	0	646	0	2	0	6	0	4	0	6	0	15	0	3	2	131	257	1	4	3
Juvenile	0	0	22	0	3	1	0	0	1	0	7	0	1	0	9	3	0	0	15	14	1	4	4
Total	30	3	194	236	1,673	49	62	0	27	5	21	2	37	3	42	14	25	26	265	319	3	42	15
Watsonwan (DOC)																							
Felony	0	0	0	16	4	2	1	0	0	0	0	0	3	0	0	0	1	0	5	0	0	2	0
Gross Misdemeanor	0	1	1	1	33	0	1	0	2	0	0	0	0	0	2	0	0	0	2	3	0	1	0
Misdemeanor	0	0	19	0	21	2	0	0	3	0	0	0	0	0	3	0	0	0	0	8	0	0	0
Juvenile	0	0	2	0	0	0	0	0	0	0	0	0	0	0	0	0	0	0	0	0	0	0	0
Total	0	1	22	17	58	4	2	0	5	0	0	0	3	0	5	0	1	0	7	11	0	3	0
Wilkin (DOC/CPO)																							
Felony	0	0	0	21	9	1	0	0	0	0	0	0	0	0	0	0	0	1	4	0	0	6	0
Gross Misdemeanor	0	0	2	1	51	0	0	0	1	0	0	0	0	0	2	0	0	0	0	4	0	3	0
Misdemeanor	0	0	2	0	17	0	0	0	0	0	0	0	0	0	3	0	0	0	1	2	1	0	0
Juvenile	0	0	1	0	1	0	0	0	0	0	0	0	0	0	2	1	0	0	0	0	0	0	1
Total	0	0	5	22	78	1	0	0	1	0	0	0	0	0	7	1	0	1	5	6	1	9	1
Winona (DOC)																							
Felony	1	0	0	49	21	9	9	0	5	0	0	1	1	0	3	0	0	0	15	0	1	9	0
Gross Misdemeanor	1	0	1	11	107	0	7	0	4	0	1	0	0	0	2	0	0	2	11	11	2	4	0
Misdemeanor	0	0	21	0	100	0	0	0	1	0	0	0	0	0	1	0	0	0	11	32	2	1	0
Juvenile	0	0	5	0	1	0	0	0	1	1	2	0	0	0	1	0	0	0	4	0	0	1	0
Total	2	0	27	60	229	9	16	0	11	1	3	1	1	0	7	0	0	2	41	43	5	15	0
Wright (DOC/CPO)																							
Felony	13	2	0	265	61	10	48	1	11	1	1	1	22	0	6	6	2	17	56	1	0	23	1
Gross Misdemeanor	12	0	7	33	603	2	6	0	9	0	0	0	1	0	11	0	0	5	34	25	0	19	2
Misdemeanor	0	0	69	8	223	1	2	0	17	0	8	0	0	0	6	0	0	0	88	169	0	8	4
Juvenile	0	0	12	4	2	2	0	0	0	0	7	0	2	0	20	1	0	0	13	22	0	3	6
Total	25	2	88	310	889	15	56	1	37	1	16	1	25	0	43	7	2	22	191	217	0	53	13
Yellow Medicine (CCA)																							
Felony	1	0	0	16	6	3	4	0	1	1	0	0	0	0	0	1	0	1	1	0	0	4	0
Gross Misdemeanor	0	0	0	4	13	0	0	0	0	0	0	0	0	0	3	0	0	0	1	1	0	0	0
Misdemeanor	0	0	8	0	11	0	0	0	0	0	0	0	0	0	0	0	0	0	0	0	1	0	0
Juvenile	0	0	0	0	0	0	0	0	0	0	0	0	0	0	0	0	0	0	0	0	0	1	0
Total	1	0	8	20	30	3	4	0	1	1	0	0	0	0	3	1	0	1	2	1	1	5	0

	2024 Year-end Population	2025 Entries	2025 Removals	2025 4 Year-end Population	Male	Female	White	Black	American Indian	Asian/Pacific Islander	Other Race	Hispanic	Not Hispanic	Arson	Assault	Assault-Domestic	Burglary	Crime Against Family	Crime Against Justice	Crime Against Government	Criminal Sexual Conduct
CCA Agencies																					
Felony	28,200	10,767	12,005	26,962	21,221	5,741	15,031	8,038	1,332	873	1,688	1,955	25,007	99	3,476	2,395	1,089	81	448	97	2,027
Gross Misdemeanor	20,358	9,829	9,972	20,215	14,908	5,307	12,150	4,009	615	731	2,710	1,653	18,562	9	476	879	84	89	222	49	249
Misdemeanor	13,472	10,006	10,421	13,057	9,608	3,449	6,918	2,287	264	462	3,126	1,161	11,896	2	583	1,998	4	4	192	45	17
Juvenile	2,650	2,992	3,080	2,562	1,893	669	941	752	101	43	725	265	2,297	9	516	162	65	0	38	46	157
Total	64,680	33,594	35,478	62,796	47,630	15,166	35,040	15,086	2,312	2,109	8,249	5,034	57,762	119	5,051	5,434	1,242	174	900	237	2,450
CPO Agencies																					
Felony	0	0	0	0	0	0	0	0	0	0	0	0	0	0	0	0	0	0	0	0	0
Gross Misdemeanor	3,695	1,926	2,088	3,533	2,609	924	2,438	211	247	47	590	190	3,343	1	98	214	10	15	68	14	29
Misdemeanor	3,084	2,943	2,807	3,220	2,231	989	1,728	190	127	44	1,131	172	3,048	1	129	379	0	5	39	9	0
Juvenile	695	735	772	658	465	193	311	65	57	6	219	39	619	3	116	30	19	1	11	45	28
Total	7,474	5,604	5,667	7,411	5,305	2,106	4,477	466	431	97	1,940	401	7,010	5	343	623	29	21	118	68	57
DOC Agencies																					
Felony	8,889	3,132	3,474	8,547	6,449	2,098	6,143	707	1,391	137	169	464	8,083	33	962	706	369	26	139	29	829
Gross Misdemeanor	2,969	1,474	1,413	3,030	2,251	779	2,237	246	363	41	143	268	2,762	1	88	230	16	25	47	8	41
Misdemeanor	2,263	1,831	1,843	2,251	1,601	650	1,599	213	157	23	259	200	2,051	0	100	467	0	3	36	6	1
Juvenile	694	800	817	677	475	202	339	59	107	9	163	52	625	2	159	60	20	0	12	47	50
Total	14,815	7,237	7,547	14,505	10,776	3,729	10,318	1,225	2,018	210	734	984	13,521	36	1,309	1,463	405	54	234	90	921
7-County Metro																					
Felony	18,198	7,073	7,371	17,900	14,187	3,713	8,196	6,952	782	745	1,225	1,162	16,738	70	2,334	1,561	706	57	297	79	1,193
Gross Misdemeanor	13,794	6,376	6,252	13,918	10,204	3,714	7,565	3,422	317	647	1,967	1,064	12,854	6	324	537	54	57	140	29	144
Misdemeanor	9,358	6,724	7,041	9,041	6,675	2,366	4,335	1,875	141	397	2,293	770	8,271	0	340	1,196	3	3	109	35	12
Juvenile	1,339	1,485	1,562	1,262	960	302	346	553	49	33	281	155	1,107	2	275	59	22	0	19	10	50
Total	42,689	21,658	22,226	42,121	32,026	10,095	20,442	12,802	1,289	1,822	5,766	3,151	38,970	78	3,273	3,353	785	117	565	153	1,399
Non-Metro Counties																					
Felony	18,891	6,826	8,108	17,609	13,483	4,126	12,978	1,793	1,941	265	632	1,257	16,352	62	2,104	1,540	752	50	290	47	1,663
Gross Misdemeanor	13,228	6,853	7,221	12,860	9,564	3,296	9,260	1,044	908	172	1,476	1,047	11,813	5	338	786	56	72	197	42	175
Misdemeanor	9,461	8,056	8,030	9,487	6,765	2,722	5,910	815	407	132	2,223	763	8,724	3	472	1,648	1	9	158	25	6
Juvenile	2,700	3,042	3,107	2,635	1,873	762	1,245	323	216	25	826	201	2,434	12	516	193	82	1	42	128	185
Total	44,280	24,777	26,466	42,591	31,685	10,906	29,393	3,975	3,472	594	5,157	3,268	39,323	82	3,430	4,167	891	132	687	242	2,029
Minnesota (Statewide)																					
Felony	37,089	13,899	15,479	35,509	27,670	7,839	21,174	8,745	2,723	1,010	1,857	2,419	33,090	132	4,438	3,101	1,458	107	587	126	2,856
Gross Misdemeanor	27,022	13,229	13,473	26,778	19,768	7,010	16,825	4,466	1,225	819	3,443	2,111	24,667	11	662	1,323	110	129	337	71	319
Misdemeanor	18,819	14,780	15,071	18,528	13,440	5,088	10,245	2,690	548	529	4,516	1,533	16,995	3	812	2,844	4	12	267	60	18
Juvenile	4,039	4,527	4,669	3,897	2,833	1,064	1,591	876	265	58	1,107	356	3,541	14	791	252	104	1	61	138	235
Total	86,969	46,435	48,692	84,712	63,711	21,001	49,835	16,777	4,761	2,416	10,923	6,419	78,293	160	6,703	7,520	1,676	249	1,252	395	3,428

	Crim Vehicle Oper Harm	Crim Vehicle Oper Death	Disturbing Peace	Drugs	DWI	Escape/Flight	Forgery	Gambling	Harassment/Stalking	Homicide	Status/Federal/Misc.	Kidnapping	Obscenity	Other Person	Property Damage	Robbery	Sex Related	Stolen Property	Theft	Traffic (Exclude DWI)	Vehicle Theft	Weapons	Unknown
CCA Agencies																							
Felony	303	72	71	6,291	2,397	912	1,220	3	296	96	52	53	372	27	354	464	129	384	2,242	32	44	1,337	99
Gross Misdemeanor	252	2	273	726	14,604	81	222	3	178	0	49	0	59	3	179	9	50	61	498	511	3	359	36
Misdemeanor	5	1	1,583	63	5,207	41	21	1	173	0	57	0	50	9	163	1	24	15	746	1,883	18	76	75
Juvenile	12	3	204	32	31	61	17	0	7	24	243	4	32	0	144	117	1	17	188	149	18	178	87
Total	572	78	2,131	7,112	22,239	1,095	1,480	7	654	120	401	57	513	39	840	591	204	477	3,674	2,575	83	1,950	297
CPO Agencies																							
Felony	0	0	0	0	0	0	0	0	0	0	0	0	0	0	0	0	0	0	0	0	0	0	0
Gross Misdemeanor	52	0	48	195	2,164	7	38	1	43	0	13	0	6	0	50	0	2	10	130	245	0	63	17
Misdemeanor	0	0	354	27	1,063	4	6	0	51	0	25	1	6	1	50	0	1	2	314	699	11	21	22
Juvenile	2	1	69	12	15	5	2	0	3	3	54	0	8	0	55	3	0	5	46	70	6	14	32
Total	54	1	471	234	3,242	16	46	1	97	3	92	1	20	1	155	3	3	17	490	1,014	17	98	71
DOC Agencies																							
Felony	97	24	18	2,478	899	222	371	2	102	23	10	16	136	7	102	41	15	105	522	4	9	239	12
Gross Misdemeanor	37	1	41	159	1,861	7	33	0	51	0	14	0	10	1	47	0	0	7	72	168	3	58	4
Misdemeanor	1	0	323	8	809	9	4	0	44	0	15	0	3	2	44	1	1	1	123	233	4	10	3
Juvenile	0	0	61	3	14	12	5	0	7	2	47	2	10	0	43	7	0	4	50	36	6	18	0
Total	135	25	443	2,648	3,583	250	413	2	204	25	86	18	159	10	236	49	16	117	767	441	22	325	19
7-County Metro																							
Felony	211	43	57	3,782	1,475	680	853	1	187	68	41	31	214	21	252	426	103	289	1,703	26	31	1,088	21
Gross Misdemeanor	173	2	170	394	10,404	71	139	2	99	0	40	0	33	3	98	9	38	39	348	283	1	268	13
Misdemeanor	4	1	1,060	38	3,752	20	14	1	95	0	38	0	38	7	100	1	22	12	542	1,498	9	58	33
Juvenile	9	3	106	11	7	26	4	0	5	19	67	4	13	0	64	94	0	14	110	81	13	138	37
Total	397	49	1,393	4,225	15,638	797	1,010	4	386	87	186	35	298	31	514	530	163	354	2,703	1,888	54	1,552	104
Non-Metro Counties																							
Felony	189	53	32	4,987	1,821	454	738	4	211	51	21	38	294	13	204	79	41	200	1,061	10	22	488	90
Gross Misdemeanor	168	1	192	686	8,225	24	154	2	173	0	36	0	42	1	178	0	14	39	352	641	5	212	44
Misdemeanor	2	0	1,200	60	3,327	34	17	0	173	0	59	1	21	5	157	1	4	6	641	1,317	24	49	67
Juvenile	5	1	228	36	53	52	20	0	12	10	277	2	37	0	178	33	1	12	174	174	17	72	82
Total	364	55	1,652	5,769	13,426	564	929	6	569	61	393	41	394	19	717	113	60	257	2,228	2,142	68	821	283
Minnesota (Statewide)																							
Felony	400	96	89	8,769	3,296	1,134	1,591	5	398	119	62	69	508	34	456	505	144	489	2,764	36	53	1,576	111
Gross Misdemeanor	341	3	362	1,080	18,629	95	293	4	272	0	76	0	75	4	276	9	52	78	700	924	6	480	57
Misdemeanor	6	1	2,260	98	7,079	54	31	1	268	0	97	1	59	12	257	2	26	18	1,183	2,815	33	107	100
Juvenile	14	4	334	47	60	78	24	0	17	29	344	6	50	0	242	127	1	26	284	255	30	210	119
Total	761	104	3,045	9,994	29,064	1,361	1,939	10	955	148	579	76	692	50	1,231	643	223	611	4,931	4,030	122	2,373	387

Appendix C. 2025 Supervised Release Totals

Table 1. December 31, 2025, Supervised Release, Parole, and Intensive Supervised Release Population by County

Agency	Adult							Certified Adult				Juvenile		Total
	CIP*	CMR	CRP	ISR**	Parole	SR	Sub-Total	ISR	Parole	SR	Sub-Total	Parole	Sub-Total	
Aitkin	1	0	0	1	0	23	25	0	0	0	0	0	0	25
Anoka	24	1	1	26	4	216	272	0	0	1	1	0	0	273
Becker	2	0	0	3	0	64	69	0	0	0	0	0	0	69
Beltrami	26	0	3	27	0	95	151	1	0	2	3	1	1	155
Benton	5	0	0	2	0	28	35	0	0	0	0	0	0	35
Big Stone	2	0	0	0	0	2	4	0	0	0	0	0	0	4
Blue Earth	12	1	0	5	0	74	92	0	0	3	3	0	0	95
Brown	1	0	0	2	0	21	24	0	0	1	1	0	0	25
Carlton	4	0	0	2	1	23	30	0	0	0	0	0	0	30
Carver	2	0	0	2	0	33	37	0	1	0	1	0	0	38
Cass	5	0	0	9	0	56	70	0	0	2	2	0	0	72
Chippewa	1	0	0	3	0	23	27	0	0	0	0	0	0	27
Chisago	3	0	0	2	1	35	41	0	0	0	0	0	0	41
Clay	23	0	0	9	0	129	161	0	0	1	1	0	0	162
Clearwater	0	0	0	1	0	9	10	0	0	0	0	0	0	10
Cook	0	0	0	1	1	4	6	0	0	0	0	0	0	6
Cottonwood	2	0	1	0	0	16	19	0	0	0	0	0	0	19
Crow Wing	14	0	0	12	0	88	114	0	0	0	0	0	0	114
Dakota	9	0	0	27	1	214	251	0	1	3	4	0	0	255
Dodge	0	0	0	2	0	7	9	0	0	0	0	0	0	9

Key

CIP: Challenge Incarceration Program

CMR: Conditional Medical Release

CRP: Conditional Release Program

ISR: Intensive Supervised Release SR:

Supervised Release

* It should be noted that the Department of Corrections supervises all CIP releasees statewide except for those supervised by Arrowhead Region CC

** It should be noted that the Department of Corrections supervises all ISR releasees statewide except for those supervised by the Counties of Anoka, Dakota, Hennepin, Olmsted, Ramsey and St. Louis

Agency	Adult							Certified Adult				Juvenile		Total
	CIP*	CMR	CRP	ISR**	Parole	SR	Sub-Total	ISR	Parole	SR	Sub-Total	Parole	Sub-Total	
Douglas	8	0	1	8	0	35	52	1	0	0	1	0	0	53
Faribault	1	0	0	1	0	11	13	0	0	0	0	0	0	13
Fillmore	1	0	0	0	0	7	8	0	0	0	0	0	0	8
Freeborn	1	0	0	0	0	36	37	0	0	0	0	2	2	39
Goodhue	2	0	0	7	1	27	37	0	1	0	1	0	0	38
Grant	0	0	0	0	0	4	4	0	0	0	0	0	0	4
Hennepin	69	3	0	157	36	1,339	1,604	11	5	16	32	3	3	1,639
Houston	0	0	0	0	0	1	1	0	0	0	0	0	0	1
Hubbard	1	0	2	0	0	36	39	0	0	1	1	0	0	40
Isanti	3	0	1	2	2	36	44	0	0	0	0	0	0	44
Itasca	4	0	0	1	0	64	69	0	0	0	0	1	1	70
Jackson	1	0	0	0	0	5	6	0	0	0	0	0	0	6
Kanabec	3	0	0	4	0	44	51	0	0	0	0	1	1	52
Kandiyohi	5	0	0	1	1	53	60	0	0	0	0	0	0	60
Kittson	0	0	0	0	0	1	1	0	0	0	0	0	0	1
Koochiching	0	0	0	1	0	11	12	0	0	0	0	0	0	12
Lac qui Parle	0	0	0	0	0	3	3	0	0	0	0	0	0	3
Lake	0	0	0	0	0	10	10	0	0	0	0	0	0	10
Lake of the Woods	1	0	0	0	0	0	1	0	0	0	0	0	0	1
Le Sueur	2	0	0	3	0	18	23	0	0	0	0	0	0	23
Lincoln	1	0	0	0	0	3	4	0	0	0	0	0	0	4
Lyon	1	0	0	0	1	39	41	0	0	0	0	0	0	41
Mahnomen	2	0	0	2	0	18	22	0	0	1	1	0	0	23
Marshall	2	0	0	2	0	2	6	0	0	0	0	0	0	6

Key

CIP: Challenge Incarceration Program
 CMR: Conditional Medical Release
 CRP: Conditional Release Program
 ISR: Intensive Supervised Release SR:
 Supervised Release

* It should be noted that the Department of Corrections supervises all CIP releasees statewide except for those supervised by Arrowhead Region CC
 ** It should be noted that the Department of Corrections supervises all ISR releasees statewide except for those supervised by the Counties of Anoka, Dakota, Hennepin, Olmsted, Ramsey and St. Louis

Agency	Adult							Certified Adult				Juvenile		Total
	CIP*	CMR	CRP	ISR**	Parole	SR	Sub-Total	ISR	Parole	SR	Sub-Total	Parole	Sub-Total	
Martin	0	0	0	0	0	29	29	0	0	0	0	0	0	29
McLeod	1	0	0	1	0	39	41	0	0	0	0	0	0	41
Meeker	2	0	0	0	0	20	22	0	0	0	0	0	0	22
Mille Lacs	8	0	0	10	0	44	62	1	0	0	1	1	1	64
Morrison	0	0	0	3	0	33	36	0	0	0	0	0	0	36
Mower	5	0	0	12	0	85	102	0	0	0	0	0	0	102
Murray	1	0	0	0	0	1	2	0	0	0	0	0	0	2
Nicollet	1	2	0	0	0	25	28	0	0	0	0	0	0	28
Nobles	3	0	0	2	0	28	33	0	0	1	1	0	0	34
Norman	0	0	0	0	0	4	4	0	0	0	0	0	0	4
Olmsted	21	0	0	36	0	164	221	2	0	5	7	0	0	228
Otter Tail	8	0	0	2	0	59	69	0	0	0	0	0	0	69
Pennington	3	0	0	1	0	28	32	0	0	0	0	0	0	32
Pine	6	0	0	0	0	39	45	0	0	0	0	0	0	45
Pipestone	0	0	0	0	0	5	5	0	0	0	0	0	0	5
Polk	12	0	0	7	0	108	127	0	0	0	0	0	0	127
Pope	1	0	0	0	0	5	6	0	0	0	0	0	0	6
Ramsey	52	1	0	94	7	463	617	1	2	5	8	0	0	625
Red Lake	0	0	0	0	0	1	1	0	0	0	0	0	0	1
Redwood	2	0	0	3	0	12	17	0	0	0	0	0	0	17
Renville	3	0	0	0	0	17	20	0	0	0	0	0	0	20
Rice	4	0	1	3	0	33	41	0	0	0	0	0	0	41
Rock	1	0	0	0	0	0	1	0	0	0	0	0	0	1
Roseau	0	0	0	0	0	9	9	0	0	0	0	0	0	9

Key

CIP: Challenge Incarceration Program

CMR: Conditional Medical Release

CRP: Conditional Release Program

ISR: Intensive Supervised Release SR:

Supervised Release

* It should be noted that the Department of Corrections supervises all CIP releasees statewide except for those supervised by Arrowhead Region CC

** It should be noted that the Department of Corrections supervises all ISR releasees statewide except for those supervised by the Counties of Anoka, Dakota, Hennepin, Olmsted, Ramsey and St. Louis

Agency	Adult							Certified Adult				Juvenile		Total
	CIP*	CMR	CRP	ISR**	Parole	SR	Sub-Total	ISR	Parole	SR	Sub-Total	Parole	Sub-Total	
Scott	8	0	0	10	0	79	97	0	0	2	2	0	0	99
Sherburne	7	0	0	2	0	65	74	0	0	0	0	1	1	75
Sibley	1	0	0	0	0	9	10	1	0	0	1	0	0	11
St. Louis	23	0	2	50	5	228	308	0	0	1	1	0	0	309
Stearns	27	0	1	29	0	195	252	0	1	0	1	0	0	253
Steele	5	0	0	12	0	35	52	0	0	0	0	0	0	52
Stevens	0	0	0	0	0	2	2	0	0	0	0	0	0	2
Swift	0	0	0	0	0	6	6	0	0	0	0	0	0	6
Todd	2	0	0	0	0	19	21	0	0	0	0	0	0	21
Traverse	0	0	0	0	0	1	1	0	0	0	0	0	0	1
Wabasha	0	0	0	0	0	14	14	0	0	0	0	0	0	14
Wadena	1	0	0	3	0	25	29	0	0	0	0	0	0	29
Waseca	10	0	0	7	0	11	28	0	0	0	0	0	0	28
Washington	6	0	0	5	4	92	107	1	0	0	1	2	2	110
Watonwan	1	0	0	0	0	15	16	0	0	0	0	0	0	16
Wilkin	0	0	0	0	0	7	7	0	0	0	0	0	0	7
Winona	2	0	0	3	1	34	40	0	0	1	1	0	0	41
Wright	3	0	0	9	0	72	84	0	0	1	1	0	0	85
Yellow Medicine	2	0	0	1	0	8	11	0	0	0	0	0	0	11
Interstate	2	1	1	48	3	306	361	0	1	2	3	0	0	364
Grand Total	478	9	14	678	69	5,437	6,685	19	12	49	80	12	12	6,777

Key

CIP: Challenge Incarceration Program

CMR: Conditional Medical Release

CRP: Conditional Release Program

ISR: Intensive Supervised Release SR:

Supervised Release

* It should be noted that the Department of Corrections supervises all CIP releasees statewide except for those supervised by Arrowhead Region CC

** It should be noted that the Department of Corrections supervises all ISR releasees statewide except for those supervised by the Counties of Anoka, Dakota, Hennepin, Olmsted, Ramsey and St. Louis

**Table 2. December 31, 2025, Supervised Release, Parole, and Intensive Supervised Release
Population: Summary Statistics**

Summary Level	Adult							Certified Adult				Juvenile		Total
	CIP*	CMR	CRP	ISR**	Parole	SR	Sub-Total	ISR	Parole	SR	Sub-Total	Parole	Sub-Total	
CCA Supervision	27	5	3	396	0	3,845	4,276	14	0	37	51	1	1	4,328
DOC Supervision	449	3	10	234	66	1,286	2,048	5	11	10	26	11	11	2,085
Total (In-State)	476	8	13	630	66	5,131	6,324	19	11	47	77	12	12	6,413
7-County Metro	170	5	1	321	52	2,436	2,985	13	9	27	49	5	5	3,039
Non-Metro	306	3	12	309	14	2,695	3,339	6	2	20	28	7	7	3,374
Total (In-State)	476	8	13	630	66	5,131	6,324	19	11	47	77	12	12	6,413
Total (In-State)	476	8	13	630	66	5,131	6,324	19	11	47	77	12	12	6,413
Supervised out of State	2	1	1	48	3	306	361	0	1	2	3	0	0	364
Grand Total	478	9	14	678	69	5,437	6,685	19	12	49	80	12	12	6,777

Key

CIP: Challenge Incarceration Program

CMR: Conditional Medical Release

CRP: Conditional Release Program

ISR: Intensive Supervised Release SR:

Supervised Release

* It should be noted that the Department of Corrections supervises all CIP releasees statewide except for those supervised by Arrowhead Region CC

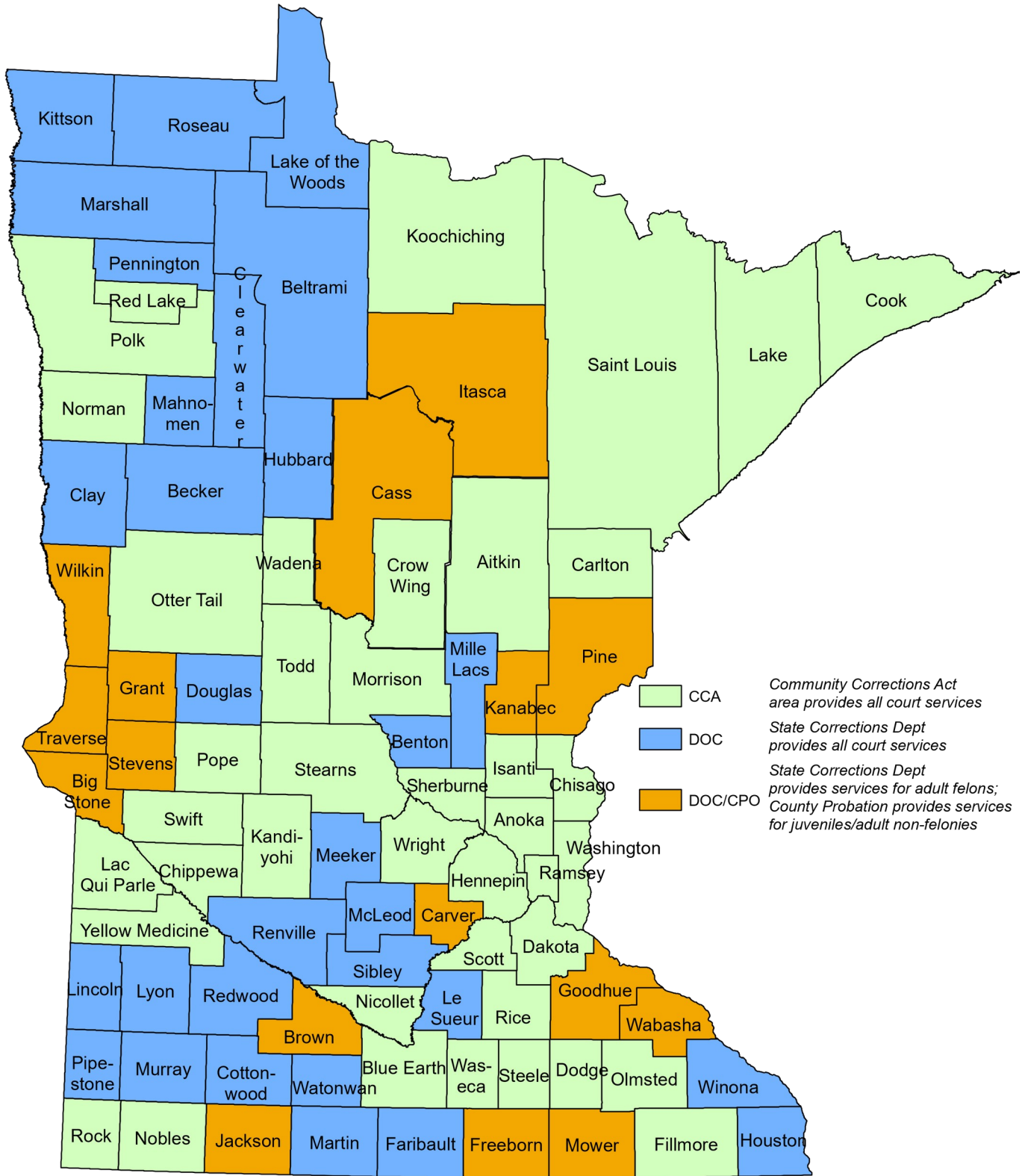
** It should be noted that the Department of Corrections supervises all ISR releasees statewide except for those supervised by the Counties of Anoka, Dakota, Hennepin, Olmsted, Ramsey and St. Louis

Table 3. December 31, 2025, In-State Supervised Release, Parole, and Intensive Supervised Release Population by Status, Gender, and Race/Ethnicity

Status, Gender, Race/Ethnicity Category	Adult	Certified		Total
		Adult	Juvenile	
Challenge Incarceration Program. (CIP)	476	0	0	476
Conditional Medical Release (CMR)	8	0	0	8
Conditional Release Program (CRP)	13	0	0	13
Intensive Supervised Release (ISR)	630	19	0	649
Parole	66	11	12	89
Standard Supervised Release (SR)	5,131	47	0	5,178
Female	473	0	0	473
Male	5,851	77	12	5,940
American Indian non-Hispanic	540	8	3	551
American Indian Hispanic	4	0	0	4
Asian non-Hispanic	177	3	1	181
Asian Hispanic	2	0	0	2
Black non-Hispanic	1,771	32	4	1,807
Black Hispanic	5	0	0	5
Other/Unknown non-Hispanic	8	0	0	8
Other/Unknown Hispanic	7	1	0	8
White non-Hispanic	3,454	24	4	3,482
White Hispanic	356	9	0	365
Grand Total	6,324	77	12	6,413

Appendix D. Court Services in Minnesota

(December 31, 2025)



CCA
Community Corrections Act area provides all court services

DOC
State Corrections Dept provides all court services

DOC/CPO
State Corrections Dept provides services for adult felons; County Probation provides services for juveniles/adult non-felonies