2020
PROBATION SURVEY

Minnesota Department of Corrections
1450 Energy Park Drive, Suite 200
St. Paul, MN 55108-5219
(651) 361-7200
TTY (800) 627-3529
April, 2021

This information will be provided in
alternative format upon request.

TABLE OF CONTENTS

Introduction **3**

Methodology **3**

Survey Design 3

Survey Administration 3

Coronavirus (COVID-19) Pandemic 4

Findings **5**

Table 1. Minnesota Probation Population: 2000-2020 5

Table 2. Five Largest Probation Organizations in Minnesota 5

Table 3. 2020 Probation Totals by Delivery System 6

Table 4. 2020 Probation Totals: Metro vs. Non-Metro 6

Figure 1. Adult Probationers by Gender: 2010-2020 7

Figure 2. Juvenile Probationers by Gender: 2010-2020 7

Figure 3. Adult Probationers by Race: 2010-2020 8

Figure 4. Juvenile Probationers by Race: 2010-2020 8

Figure 5. All Probationers by Ethnicity Status: 2010-2020 9

Appendix A. 2020 Probation Survey and Instructions 10

Appendix B. 2020 Probation Survey Data by County 14

Appendix C. 2020 Supervised Release Totals 34

Appendix D. Court Services in Minnesota 40

Introduction

Minnesota's probation system is a combination of state and county agencies spread throughout the state's 87 counties. In 29 counties, the Minnesota Department of Corrections (DOC) provides all probation services. In 24 counties, probation services are provided by a combination of county probation offices (CPO) and the DOC. In these counties, the DOC provides supervision for adult felons and the county provides supervision for juveniles and adult non-felony cases. The remaining 34 counties participate in the Minnesota Community Corrections Act (CCA) where county staff provides all probation services.

The primary purpose of the Minnesota Probation Survey is to collect probation data from all counties annually for use by the DOC, the Minnesota Legislature, other state agencies, county probation offices, and other entities for management, policy-making, and federal reporting purposes. Please note: This survey does ***not*** count all individuals that state or county probation agencies provide service to; the survey specifically is designed to count only those individuals under "probation" supervision.

Methodology

Survey Design

The probation survey originally was designed to collect data requested by the Bureau of the Census and the Bureau of Justice Statistics regarding Minnesota probationers. In the past, two important tenets were considered in the survey design: the definition of "probationer" and capturing an individual probationer only once.

The definition of "probationer" essentially has stayed the same and refers to both adults and juveniles: "All probationers, regardless of conviction status, who have been placed under the supervision of a probation agency as part of a court order at any time including those ordered to pay restitution, complete community service, or monitoring."

Survey Administration

As part of Minnesota's criminal justice information integration efforts, the Statewide Supervision System (S^3) was designed to provide criminal justice professionals with electronic information through a secure website. This information includes data on juveniles and adults who are or have been on probation, detention, imprisoned, or jailed.

The DOC pulled and compiled probation data directly from S^3 for all 87 counties and made county reports available for review and approval by each county prior to publication in this report.

Coronavirus (COVID-19) Pandemic

When comparing the probation population over time, it is important to note that there was a substantial drop in the probation population in 2020 due to the coronavirus (COVID-19) pandemic. The Minnesota Judicial Branch changed their process for handling cases to reduce the spread of COVID-19, resulting in fewer individuals being placed on probation in 2020. At the same time, probation agencies continued to discharge persons under supervision as normal.

Findings

Table 1. Minnesota Probation Population: 2000-2020

	Felony	Gross Misdemeanor	Misdemeanor	All Adults	Juvenile	All Probationers
2000	36,704	29,889	48,589	115,182	16,695	131,877
2001	35,186	31,119	47,303	113,608	16,723	130,331
2002	38,862	34,644	48,402	121,915	17,460	139,375
2003	38,130	31,877	40,726	110,733	15,977	126,710
2004	40,107	32,031	41,102	113,240	15,142	128,382
2005	41,195	33,557	42,321	117,073	14,312	131,385
2006	45,030	36,517	45,742	127,289	14,742	142,031
2007	45,633	38,177	43,987	127,797	14,181	141,978
2008	44,537	37,642	45,448	127,627	13,088	140,715
2009	44,353	36,788	40,305	121,446	11,025	132,471
2010	42,661	34,877	34,348	111,886	9,670	121,556
2011	41,073	33,444	33,269	107,786	8,540	116,326
2012	41,588	33,263	33,306	108,157	8,624	116,781
2013	41,230	31,162	29,370	101,762	7,471	109,233
2014	41,581	30,299	25,781	97,661	6,876	104,537
2015	43,215	30,181	24,862	98,258	6,839	105,097
2016	44,296	29,803	22,753	96,852	6,754	103,606
2017	45,549	31,344	21,937	98,830	6,590	105,420
2018	46,084	32,246	21,746	100,076	5,905	105,981
2019	45,384	32,495	20,511	98,390	5,289	103,679
2020	41,664	27,920	15,670	85,254	4,201	89,455

Table 2. Five Largest Probation Organizations in Minnesota

	Adult Felony 2020	Adult Gross Misdemeanor 2020	Adult Misdemeanor 2020	Juvenile 2020	Total 2020
Hennepin County Community Corrections	7,931	6,170	2,214	650	16,965
MN Dept. of Corrections Field Services	11,309	2,721	1,566	707	16,303
Ramsey County Community Corrections	4,729	2,154	1,642	202	8,727
Anoka County Community Corrections	2,473	1,961	1,247	177	5,858
Dakota County Community Corrections	2,715	1,625	1,076	212	5,628
Statewide Total	41,664	27,920	15,670	4,201	89,455

Table 3. 2020 Probation Totals by Delivery System

	2020 Year End	Males	Females	White	Black	American Indian	Asian	Other/ Unknown	Hispanic	Non-Hispanic
CCA agencies	63,098	48,079	15,019	37,459	14,728	2,477	2,111	6,323	4,306	58,792
DOC agencies	16,303	12,074	4,229	12,551	1,089	1,999	175	489	961	15,342
CPO agencies	10,054	7,332	2,722	6,779	501	611	112	2,051	370	9,684
Total	89,455	67,485	21,970	56,789	16,318	5,087	2,398	8,863	5,637	83,818

Table 4. 2020 Probation Totals: Metro vs. Non-Metro

	2020 Year End	Males	Females	White	Black	American Indian	Asian	Other/ Unknown	Hispanic	Non-Hispanic
Non-metro	44,894	33,459	11,435	33,004	3,732	3,690	542	3,926	2,714	42,180
7-County Metro*	44,561	34,026	10,535	23,785	12,586	1,397	1,856	4,937	2,923	41,638
Total	89,455	67,485	21,970	56,789	16,318	5,087	2,398	8,863	5,637	83,818

**7-County Metro: Anoka, Carver, Dakota, Hennepin, Ramsey, Scott, Washington*

Figure 1. Adult Probationers by Gender: 2010-2020

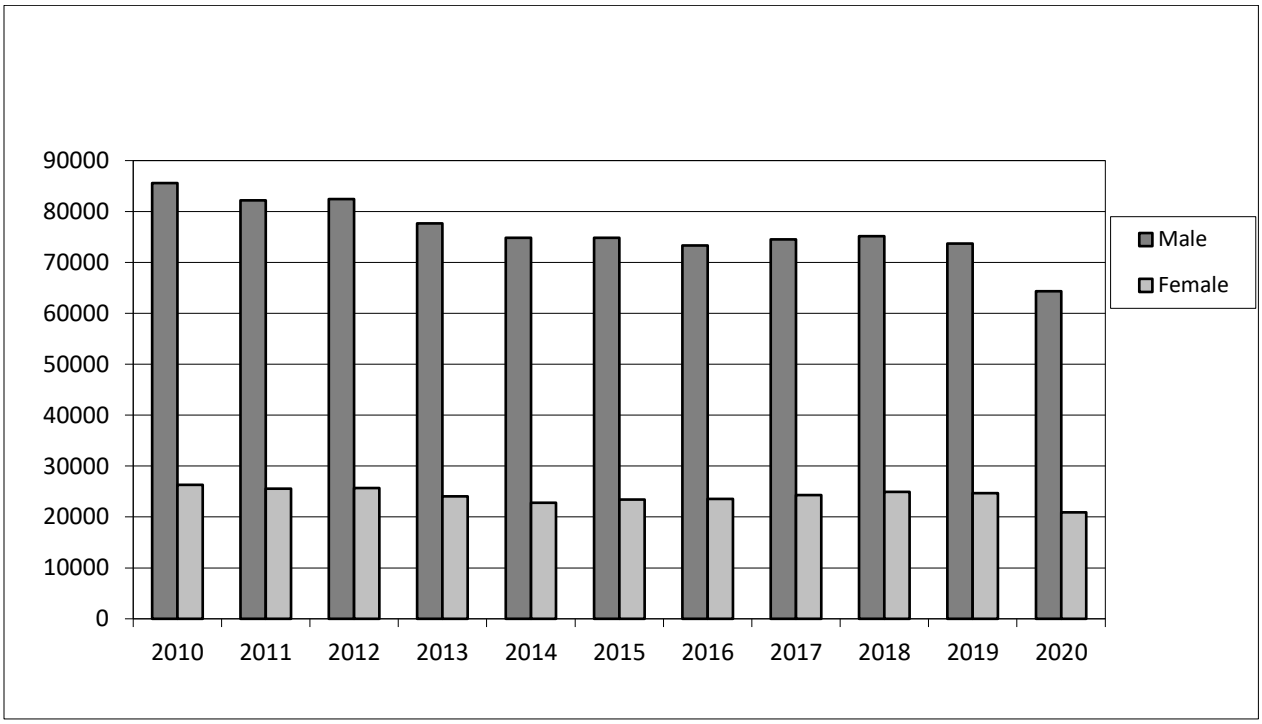

Figure 2. Juvenile Probationers by Gender: 2010-2020

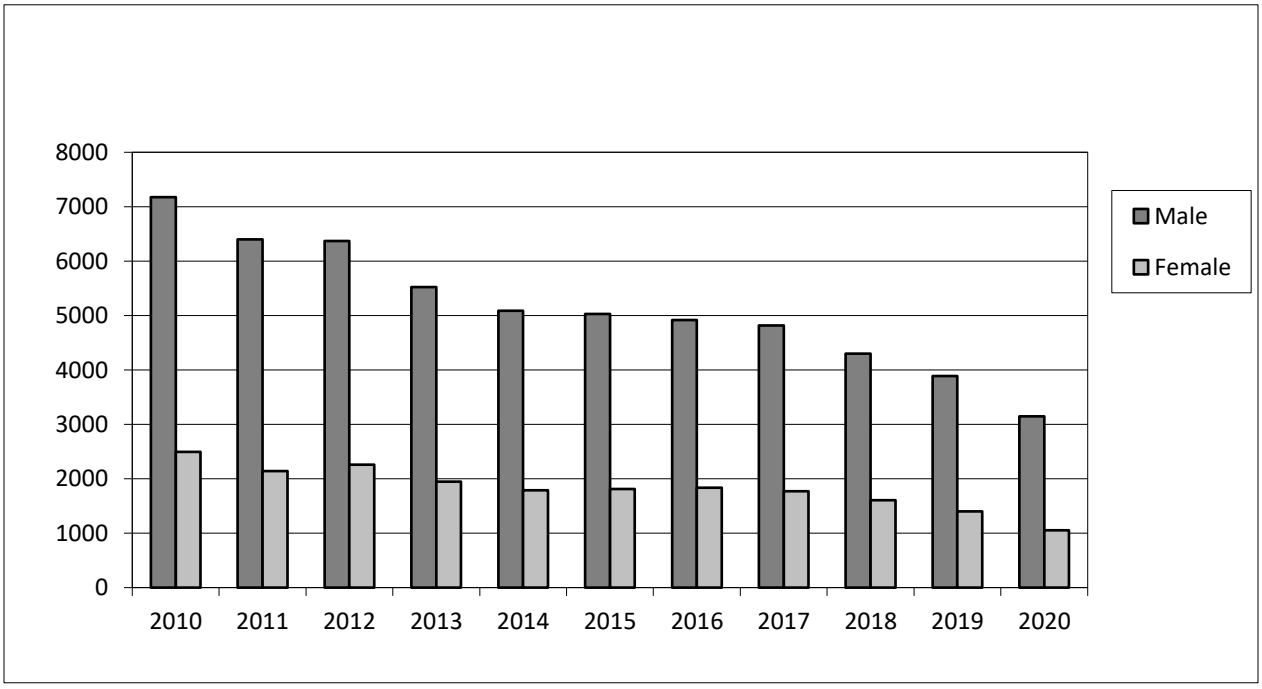

Figure 3. Adult Probationers by Race: 2010-2020

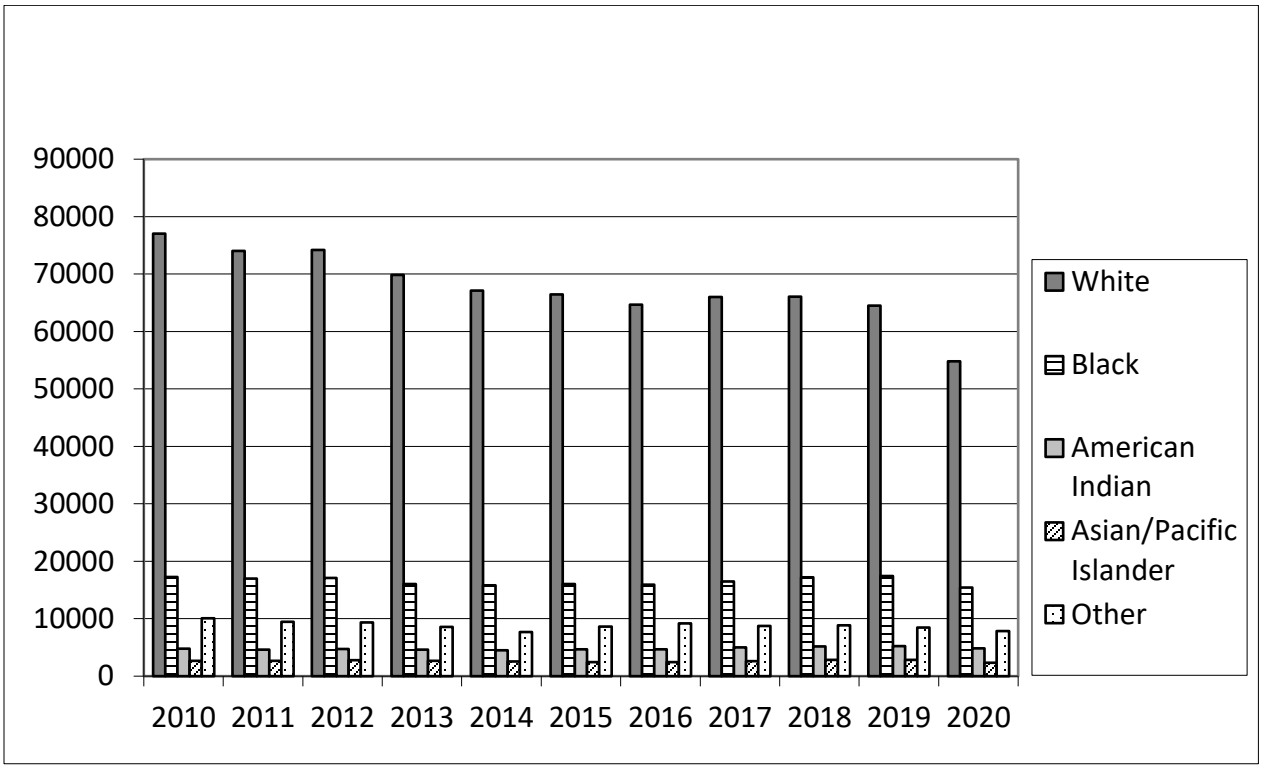

Figure 4. Juvenile Probationers by Race: 2010-2020

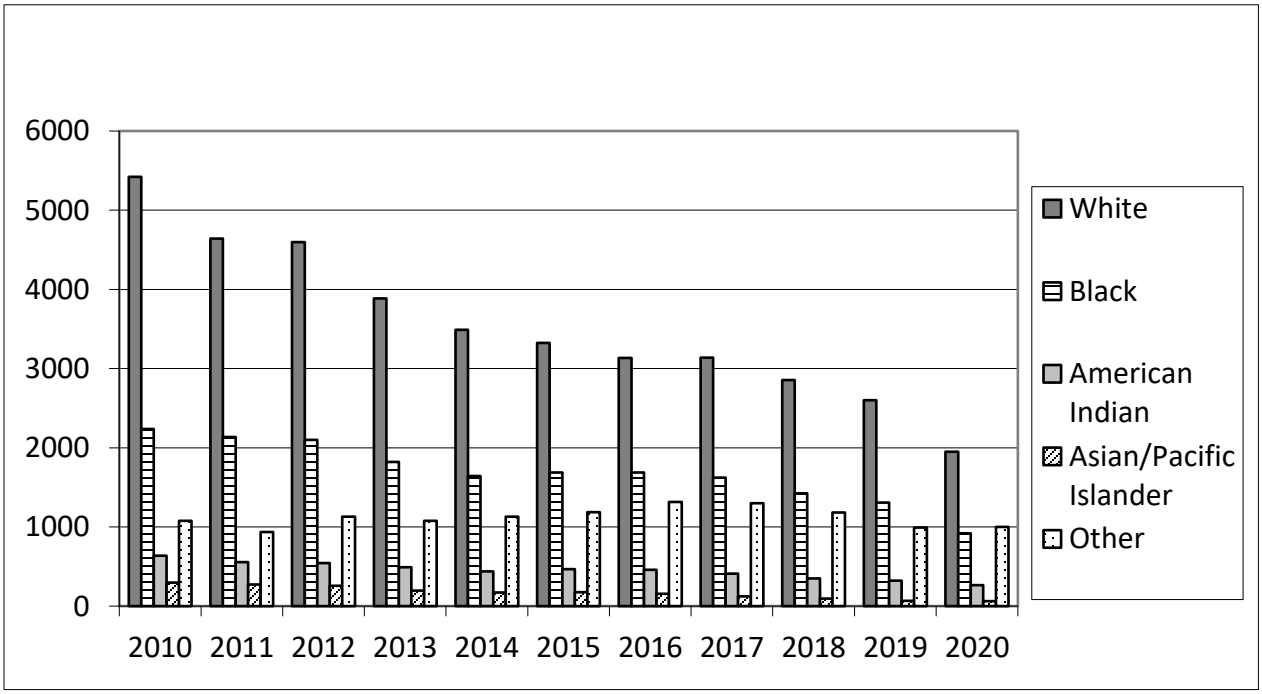

Figure 5. All Probationers by Ethnicity Status: 2010-2020

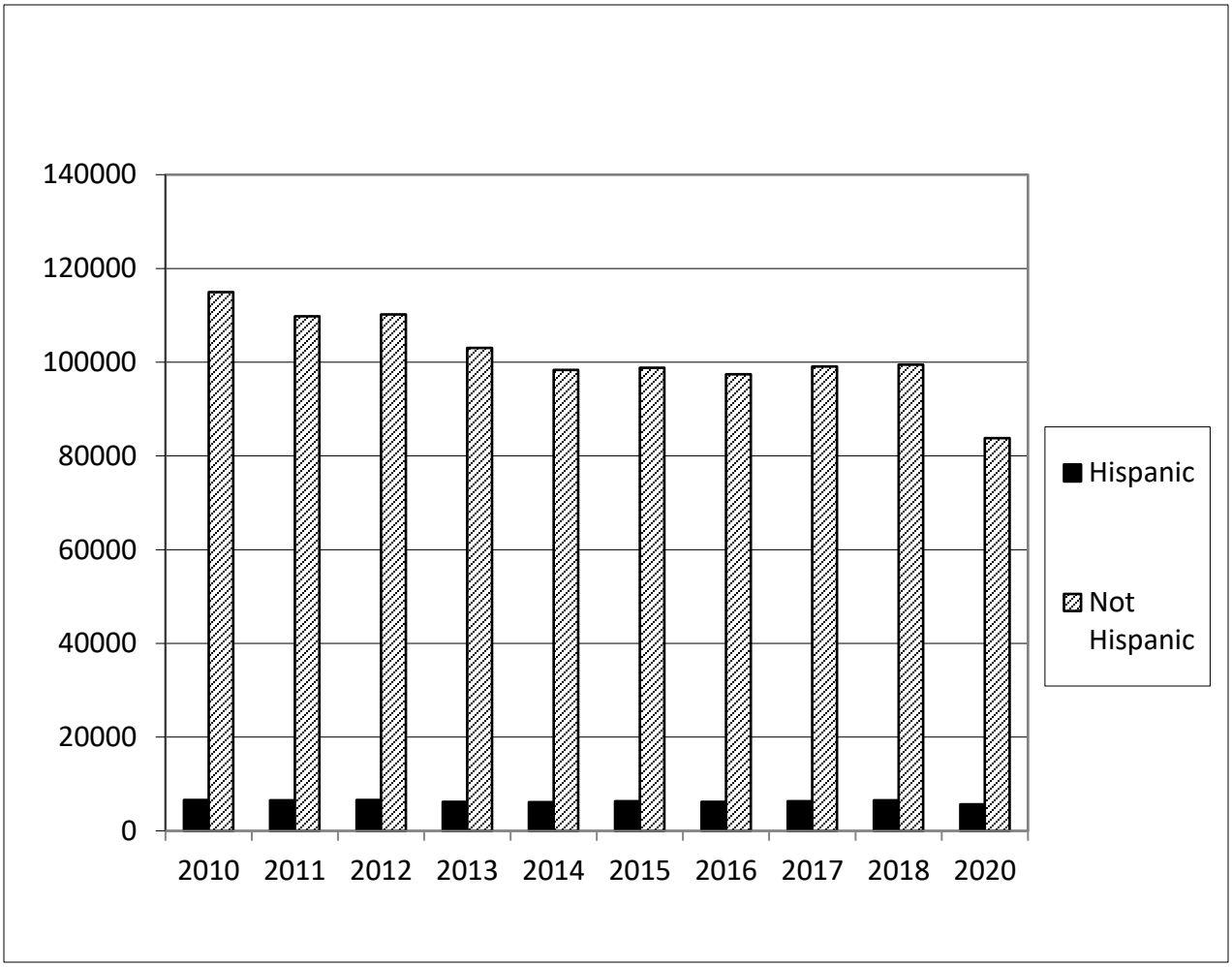

Appendix A. 2020 Probation Survey and Instructions

Probation Survey

County:
Contact Person:

	Adult Felony Probationers	Adult GM Probationers	Adult Misd. Probationers	Juvenile Probationers	Total
1. 2019 Year-end population How many individuals were you supervising on 12/31/19?					
2. 2020 Entries How many individuals entered your caseload in 2020?					
3. 2020 Removals How many individuals were removed from your caseload in 2020?					
4. 2020 Year-end population How many individuals were you supervising on 12/31/20?					
5. Probationers or Cases Does answer to Question 4 represent probationers or cases?					
6. Gender of 12/31/2020 population **Male**					
Female					
Unknown					
(Must equal Line 4) **Total**					
7. Race of the 12/31/2020 population **White**					
Black					
American Indian					
Asian/Pacific Islander					
Other					
(Must equal Line 4) Total					

7. Hispanic Origin As of 12/31/2020 -					
Hispanic					
Non-Hispanic					
Unknown					
(Must equal line 4) Total					

8. Offense Categories	Adult Felony	Adult GM	Adult Misd.	Juvenile	Total
Arson					
Assault					
Assault-Domestic					
Against Family					
Against Justice					
Against Government					
Burglary					
Counterfeiting/Fraud					
Criminal Sexual Conduct					
Criminal Vehicle Oper Harm					
Criminal Vehicle Oper Death					
Disturbing Peace					
Drugs					
DWI					
Escape/Flight					
Gambling					
Harassment/Stalking					
Homicide					
Kidnapping					
Obscenity					
Other Person					
Property Damage					
Robbery					
Sex Related					
Status/Federal/Misc.					
Stolen Property					
Theft					
Traffic					
Vehicle Theft					
Weapons					
Unknown/NA					
Total					

9. Comments

Completed by: _____ Phone: _____ Date: _____

Instructions for Completing the Probation Survey

Thank you for your participation in this annual survey, which is conducted to provide supervision information to legislators, policymakers, the Minnesota Department of Corrections, Minnesota counties, and other government agencies. This survey is being mailed to:

Community Corrections directors, to collect all CCA county probation information

Department of Corrections District supervisors, to collect data on all probationers supervised by DOC felony agents and DOC contract agents, and

Chief probation officers in non-CCA counties, to collect data on all probationers supervised by non-CCA county agents.

One survey is enclosed for each county in which your office provides probation services. Please answer the questions for all probationers under your supervision.

Who should be counted as a "probationer"?

All probationers, regardless of conviction status, who were under the supervision of your agency as part of a court order at any time between December 31, 2019 and December 31, 2020.

Probationers for whom there is a court order for supervision and/or services such as restitution, community service, or monitoring.

Persons placed on probation under Minnesota Statutes 152.18 ("deferred adjudication" for certain drug offenders) and 609.135 (stay of imposition or execution) if you are providing probation supervision or services.

Persons who are sent to your county from another county or state for supervision.

Who is <u>excluded</u> as a "probationer"?

Persons on investigative status only, such as PSIs, pre-pleas, bail evaluations, etc.

Persons on "bench probation," "court probation," or "summary probation," who have not been placed under the supervision of a probation agency.

Pre-trial diversion and pre-trial supervision cases.

Juveniles receiving services under a CHIPS petition.

Persons released from state correctional facilities, who are on supervised release, parole, intensive community supervision, etc.

Exclude from year-end counts (questions 1, 4, etc.) those whom you send to another county or state for supervision.

For questions 1-7, report each ***probationer*** only once, not the number of offenses or open files. If an individual is on probation for offenses of differing severity, count him/her in the category of highest severity. If a probationer is under both juvenile and adult supervision, count the individual only once, placing the individual as an adult or juvenile according to the more serious offense. If you are unable to eliminate double counting of individuals under both adult and juvenile supervision, asterisk the juvenile total on line 4 of page 1 and in the "Comments" section on page 2, estimate the number of juveniles also counted as adults.

Question 8: **Report statistics on the most serious offense for which each individual was under supervision.** This is a change from previous years in which the number of cases under supervision for each listed offense was reported.

Appendix B. 2020 Probation Survey Data by County

	2019 Year-end Population	2020 Entries	2020 Removals	2020 Year-end Population	Male	Female	White	Black	American Indian	Asian/Pacific Islander	Other Race	Unknown Race	Hispanic	Not Hispanic	Arson	Assault	Assault-Domestic	Burglary	Crime Against Family	Crime Against Justice	Crime Against Government
Aitkin (CCA)																					
Felony	252	78	118	213	160	53	175	4	21	0	13	0	3	210	2	10	18	18	0	6	0
Gross Misdemeanor	253	78	110	223	161	62	178	7	23	1	14	0	2	221	0	2	5	1	2	2	0
Misdemeanor	93	33	59	64	42	22	54	2	3	0	5	0	1	63	0	2	7	0	0	1	0
Juvenile	18	24	23	19	16	3	13	1	4	0	1	0	0	19	0	1	1	2	0	0	0
Total	**616**	**213**	**310**	**519**	**379**	**140**	**420**	**14**	**51**	**1**	**33**	**0**	**6**	**513**	**2**	**15**	**31**	**21**	**2**	**9**	**0**
Anoka (CCA)																					
Felony	2,777	687	1,021	2,473	1,938	535	1,601	458	62	53	299	0	95	2,378	12	223	194	132	6	23	5
Gross Misdemeanor	2,246	617	905	1,961	1,445	516	1,099	207	42	39	574	0	74	1,887	1	40	90	7	10	18	3
Misdemeanor	1,637	733	1,090	1,247	913	334	461	121	21	22	622	0	41	1,206	0	47	236	0	0	14	3
Juvenile	314	270	407	177	149	28	101	50	5	2	19	0	11	166	0	21	15	8	0	2	2
Total	**6,974**	**2,307**	**3,423**	**5,858**	**4,445**	**1,413**	**3,262**	**836**	**130**	**116**	**1,514**	**0**	**221**	**5,637**	**13**	**331**	**535**	**147**	**16**	**57**	**13**
Becker (DOC)																					
Felony	361	100	116	356	257	99	205	11	138	2	0	0	6	350	2	36	33	28	0	4	3
Gross Misdemeanor	113	55	46	113	79	34	76	5	31	1	0	0	2	111	0	2	7	0	0	1	1
Misdemeanor	35	15	28	20	17	3	10	0	10	0	0	0	2	18	0	0	19	0	0	0	0
Juvenile	64	46	60	50	33	17	17	2	19	0	12	0	1	49	3	9	1	8	0	1	2
Total	**573**	**216**	**250**	**539**	**386**	**153**	**308**	**18**	**198**	**3**	**12**	**0**	**11**	**528**	**5**	**47**	**60**	**36**	**0**	**6**	**6**
Beltrami (DOC)																					
Felony	583	109	162	538	373	165	195	17	321	0	5	0	3	535	3	50	57	27	2	7	0
Gross Misdemeanor	210	67	95	182	126	56	65	3	110	1	3	0	0	182	0	8	31	1	6	0	0
Misdemeanor	81	30	46	57	48	9	19	0	33	0	5	0	0	57	0	2	43	0	0	2	0
Juvenile	51	25	36	40	32	8	12	3	25	0	0	0	1	39	0	14	3	2	0	3	0
Total	**925**	**231**	**339**	**817**	**579**	**238**	**291**	**23**	**489**	**1**	**13**	**0**	**4**	**813**	**3**	**74**	**134**	**30**	**8**	**12**	**0**
Benton (DOC)																					
Felony	370	100	160	309	229	80	226	56	18	4	5	0	9	300	3	26	32	13	0	6	0
Gross Misdemeanor	337	100	147	293	223	70	227	38	5	5	18	0	7	286	0	6	20	1	0	10	1
Misdemeanor	321	165	252	232	172	60	153	36	5	2	36	0	6	226	0	12	33	0	0	7	1
Juvenile	70	66	65	71	53	18	33	8	2	0	28	0	1	70	1	8	6	1	0	0	0
Total	**1,098**	**431**	**624**	**905**	**677**	**228**	**639**	**138**	**30**	**11**	**87**	**0**	**23**	**882**	**4**	**52**	**91**	**15**	**0**	**23**	**2**
Bigstone (DOC/CPO)																					
Felony	27	15	12	31	24	7	29	0	1	0	1	0	1	30	0	3	3	3	0	0	0
Gross Misdemeanor	32	13	11	34	27	7	5	0	0	0	29	0	0	34	0	2	3	0	0	0	0
Misdemeanor	17	6	12	10	8	2	0	0	0	0	10	0	0	10	0	3	5	0	0	0	0
Juvenile	8	1	4	5	2	3	0	0	0	0	5	0	0	5	0	1	0	0	0	1	0
Total	**84**	**35**	**39**	**80**	**61**	**19**	**34**	**0**	**1**	**0**	**45**	**0**	**1**	**79**	**0**	**9**	**11**	**3**	**0**	**1**	**0**
Blue Earth (CCA)																					
Felony	657	252	306	615	483	132	468	116	5	6	20	0	36	579	1	65	45	37	1	18	1
Gross Misdemeanor	435	219	306	345	247	98	269	51	6	2	17	0	21	324	1	13	20	1	4	9	0
Misdemeanor	236	234	243	218	169	49	141	48	3	2	24	0	14	204	0	22	35	0	0	8	0
Juvenile	152	102	124	130	81	49	74	37	3	1	15	0	4	126	0	16	17	6	0	3	0
Total	**1,480**	**807**	**979**	**1,308**	**980**	**328**	**952**	**252**	**17**	**11**	**76**	**0**	**75**	**1,233**	**2**	**116**	**117**	**44**	**5**	**38**	**1**
Brown (DOC/CPO)																					
Felony	184	51	64	171	120	51	162	5	2	1	1	0	10	161	1	15	13	4	0	4	0
Gross Misdemeanor	173	60	85	149	122	27	134	2	3	0	10	0	16	133	0	5	10	1	0	1	0
Misdemeanor	90	89	81	97	70	27	60	6	2	0	29	0	12	85	0	2	12	0	0	1	0
Juvenile	27	88	54	61	48	13	29	5	0	1	26	0	7	54	0	8	5	1	0	0	2
Total	**474**	**288**	**284**	**478**	**360**	**118**	**385**	**18**	**7**	**2**	**66**	**0**	**45**	**433**	**1**	**30**	**40**	**6**	**0**	**6**	**2**
Carlton (CCA)																					
Felony	282	77	94	266	206	60	173	6	86	0	1	0	6	260	0	29	25	6	2	1	1
Gross Misdemeanor	148	55	71	134	98	36	86	2	45	0	1	0	1	133	0	3	18	0	0	2	0
Misdemeanor	47	24	25	43	35	8	31	0	12	0	0	0	1	42	0	4	27	0	0	2	1
Juvenile	15	9	12	12	9	3	3	1	8	0	0	0	0	12	0	5	0	1	0	0	0
Total	**492**	**165**	**202**	**455**	**348**	**107**	**293**	**9**	**151**	**0**	**2**	**0**	**8**	**447**	**0**	**41**	**70**	**7**	**2**	**5**	**2**
Carver (DOC/CPO)																					
Felony	471	154	124	502	374	128	415	63	3	17	4	0	15	487	2	38	34	26	1	6	3
Gross Misdemeanor	515	226	248	501	381	120	383	32	7	10	69	0	35	466	0	15	39	2	1	13	4
Misdemeanor	506	321	365	453	331	122	302	37	3	3	108	0	27	426	0	21	71	0	0	7	3
Juvenile	114	96	113	97	71	26	45	12	1	5	34	0	5	92	1	9	5	2	0	5	0
Total	**1,606**	**797**	**850**	**1,553**	**1,157**	**396**	**1,145**	**144**	**14**	**35**	**215**	**0**	**82**	**1,471**	**3**	**83**	**149**	**30**	**2**	**31**	**10**

	Criminal Sexual Conduct	Crim Vehicle Oper Harm	Crim vehicle Oper Death	Disturbing Peace	Drugs	DWI	Escape/Flight	Forgery	Gambling	Harassment/ Stalking	Homicide	Status/Federal/ Misc.	Kidnapping	Obscenity	Other Person	Property Damage	Robbery	Sex Related	Stolen Property	Theft	Traffic (exclude DWI)	Vehicle Theft	Weapons	Unknown
Aitkin (CCA)																								
Felony	17	2	1	2	69	26	1	10	0	0	1	0	1	0	0	2	0	0	4	15	0	0	8	0
Gross Misdemeanor	1	1	0	2	25	166	0	1	0	1	0	0	0	0	0	2	0	0	0	6	4	0	2	0
Misdemeanor	1	0	0	12	0	32	0	0	0	1	0	1	0	0	0	0	0	0	0	1	4	1	1	0
Juvenile	0	0	0	1	2	0	1	0	0	1	0	1	1	0	0	3	0	0	0	3	1	0	1	0
Total	**19**	**3**	**1**	**17**	**96**	**224**	**2**	**11**	**0**	**3**	**1**	**2**	**2**	**0**	**0**	**7**	**0**	**0**	**4**	**25**	**9**	**1**	**12**	**0**
Anoka (CCA)																								
Felony	207	24	10	2	755	183	50	155	0	26	8	1	3	11	1	19	84	9	34	236	0	4	53	3
Gross Misdemeanor	20	29	0	25	91	1,463	4	14	2	21	0	8	0	5	0	16	0	1	1	46	32	0	14	0
Misdemeanor	2	2	0	113	2	525	1	3	0	13	0	4	0	4	0	15	0	0	9	124	125	1	4	0
Juvenile	20	0	0	14	15	1	3	1	0	1	0	15	0	0	0	1	6	0	1	25	18	3	5	0
Total	**249**	**55**	**10**	**154**	**863**	**2,172**	**58**	**173**	**2**	**61**	**8**	**28**	**3**	**20**	**1**	**51**	**90**	**10**	**45**	**431**	**175**	**8**	**76**	**3**
Becker (DOC)																								
Felony	9	0	0	0	128	36	15	17	0	3	0	0	0	3	0	1	0	0	5	24	0	1	8	0
Gross Misdemeanor	4	3	0	1	7	84	0	0	0	0	0	0	0	0	0	2	0	0	0	1	0	0	0	0
Misdemeanor	0	0	0	0	0	1	0	0	0	0	0	0	0	0	0	0	0	0	0	0	0	0	0	0
Juvenile	7	1	0	2	1	0	1	0	0	0	0	4	0	0	0	1	0	0	1	3	3	0	0	2
Total	**20**	**4**	**0**	**3**	**136**	**121**	**16**	**17**	**0**	**3**	**0**	**4**	**0**	**3**	**0**	**4**	**0**	**0**	**6**	**28**	**3**	**1**	**8**	**2**
Beltrami (DOC)																								
Felony	35	0	2	1	208	65	8	14	0	2	2	0	2	2	0	2	8	1	7	24	0	0	9	0
Gross Misdemeanor	1	1	0	4	39	77	1	1	0	3	0	2	0	0	0	0	0	0	0	2	1	0	4	0
Misdemeanor	0	0	0	9	0	0	0	0	0	0	0	1	0	0	0	0	0	0	0	0	0	0	0	0
Juvenile	5	0	0	1	2	0	2	0	0	0	0	2	0	0	0	2	2	0	0	1	0	0	1	0
Total	**41**	**1**	**2**	**15**	**249**	**142**	**11**	**15**	**0**	**5**	**2**	**5**	**2**	**2**	**0**	**4**	**10**	**1**	**7**	**27**	**1**	**0**	**14**	**0**
Benton (DOC)																								
Felony	20	2	0	0	109	16	4	18	0	3	1	0	0	2	0	1	5	3	7	24	0	0	4	10
Gross Misdemeanor	0	2	0	2	17	191	0	8	0	0	0	0	0	1	0	10	0	0	0	6	16	0	1	1
Misdemeanor	0	0	0	33	3	58	3	0	0	1	0	2	0	0	0	8	0	0	1	17	50	0	2	1
Juvenile	6	0	0	6	5	0	2	0	0	0	1	8	0	0	1	5	0	0	1	10	7	0	3	0
Total	**26**	**4**	**0**	**41**	**134**	**265**	**9**	**26**	**0**	**4**	**2**	**10**	**0**	**3**	**1**	**24**	**5**	**3**	**9**	**57**	**73**	**0**	**10**	**12**
Bigstone (DOC/CPO)																								
Felony	3	0	0	0	7	3	0	3	0	0	0	0	0	0	0	0	0	0	2	3	0	0	1	0
Gross Misdemeanor	0	0	0	0	1	24	0	0	0	0	0	0	0	0	0	0	0	0	0	3	0	0	1	0
Misdemeanor	0	0	0	2	0	0	0	0	0	0	0	0	0	0	0	0	0	0	0	0	0	0	0	0
Juvenile	1	0	0	0	0	0	0	1	0	0	0	1	0	0	0	0	0	0	0	0	0	0	0	0
Total	**4**	**0**	**0**	**2**	**8**	**27**	**0**	**4**	**0**	**0**	**0**	**1**	**0**	**0**	**0**	**0**	**0**	**0**	**2**	**6**	**0**	**0**	**2**	**0**
Blue Earth (CCA)																								
Felony	40	2	1	0	251	51	8	20	0	13	0	2	1	7	0	6	10	1	2	21	0	0	9	2
Gross Misdemeanor	5	4	0	8	35	209	0	6	0	7	0	1	0	1	0	3	0	0	0	8	6	0	4	0
Misdemeanor	0	0	0	29	0	104	1	0	0	3	0	1	0	0	0	4	0	1	1	6	0	0	3	0
Juvenile	8	0	0	5	8	4	0	3	0	0	0	40	0	1	0	3	4	0	2	9	0	0	1	0
Total	**53**	**6**	**1**	**42**	**294**	**368**	**9**	**29**	**0**	**23**	**0**	**44**	**1**	**9**	**0**	**16**	**14**	**2**	**5**	**44**	**6**	**0**	**17**	**2**
Brown (DOC/CPO)																								
Felony	20	1	0	0	60	12	2	15	0	3	1	0	0	1	0	0	0	2	3	12	0	0	2	0
Gross Misdemeanor	1	1	0	3	11	89	0	4	0	3	0	3	0	0	1	2	0	0	0	6	7	0	0	1
Misdemeanor	0	0	0	19	0	35	1	0	0	5	0	1	0	1	0	7	0	0	0	2	11	0	0	0
Juvenile	6	0	0	0	3	0	2	0	0	1	0	16	0	0	0	7	0	0	0	7	2	1	0	0
Total	**27**	**2**	**0**	**22**	**74**	**136**	**5**	**19**	**0**	**12**	**1**	**20**	**0**	**2**	**1**	**16**	**0**	**2**	**3**	**27**	**20**	**1**	**2**	**1**
Carlton (CCA)																								
Felony	11	2	0	1	117	21	4	9	0	2	0	0	1	2	0	2	3	1	2	17	0	0	7	0
Gross Misdemeanor	2	3	0	4	7	89	0	0	0	0	0	0	0	0	0	3	0	1	1	0	0	0	1	0
Misdemeanor	0	0	0	3	0	6	0	0	0	0	0	0	0	0	0	0	0	0	0	0	0	0	0	0
Juvenile	2	0	0	1	1	0	0	0	0	0	0	0	0	0	0	0	1	0	0	1	0	0	0	0
Total	**15**	**5**	**0**	**9**	**125**	**116**	**4**	**9**	**0**	**2**	**0**	**0**	**1**	**2**	**0**	**5**	**4**	**2**	**3**	**18**	**0**	**0**	**8**	**0**
Carver (DOC/CPO)																								
Felony	43	6	1	1	170	37	5	35	0	3	1	0	2	6	0	6	10	1	8	48	0	0	8	1
Gross Misdemeanor	6	6	0	8	41	270	3	12	0	7	0	5	0	0	0	10	0	1	2	22	30	0	3	1
Misdemeanor	0	0	0	57	8	99	0	0	0	3	0	2	0	4	1	10	0	0	3	55	98	3	5	3
Juvenile	2	0	0	10	12	1	0	0	0	0	0	5	0	0	0	1	3	0	1	9	26	1	4	0
Total	**51**	**12**	**1**	**76**	**231**	**407**	**8**	**47**	**0**	**13**	**1**	**12**	**2**	**10**	**1**	**27**	**13**	**2**	**14**	**134**	**154**	**4**	**20**	**5**

	2019 Year-end Population	2020 Entries	2020 Removals	2020 Year-end Population	Male	Female	White	Black	American Indian	Asian/Pacific Islander	Other Race	Unknown Race	Hispanic	Not Hispanic	Arson	Assault	Assault-Domestic	Burglary	Crime Against Family	Crime Against Justice	Crime Against Government
Cass (DOC/CPO)																					
Felony	384	116	144	359	253	106	161	3	193	0	2	0	5	354	2	40	24	21	1	11	0
Gross Misdemeanor	278	127	140	264	171	93	107	6	149	1	1	0	0	264	0	3	20	1	0	4	0
Misdemeanor	65	38	40	61	50	11	17	1	42	0	1	0	1	60	0	4	17	0	0	1	0
Juvenile	28	19	25	22	13	9	5	0	17	0	0	0	0	22	0	8	0	1	0	3	0
Total	**755**	**300**	**349**	**706**	**487**	**219**	**290**	**10**	**401**	**1**	**4**	**0**	**6**	**700**	**2**	**55**	**61**	**23**	**1**	**19**	**0**
Chippewa (CCA)																					
Felony	110	41	65	87	62	25	65	4	6	2	10	0	11	76	0	6	7	3	0	2	0
Gross Misdemeanor	58	40	42	57	45	12	40	1	7	4	5	0	4	53	0	6	2	0	0	0	0
Misdemeanor	42	23	28	35	22	13	26	4	0	0	5	0	4	31	0	1	5	0	0	1	0
Juvenile	11	7	9	9	6	3	4	1	1	0	3	0	3	6	0	1	0	1	0	0	0
Total	**221**	**111**	**144**	**188**	**135**	**53**	**135**	**10**	**14**	**6**	**23**	**0**	**22**	**166**	**0**	**14**	**14**	**4**	**0**	**3**	**0**
Chisago (DOC/CPO)																					
Felony	371	130	133	370	263	107	347	10	6	5	2	0	2	368	2	30	26	17	0	5	4
Gross Misdemeanor	567	168	294	442	325	117	387	18	4	6	27	0	5	437	0	9	13	1	3	5	4
Misdemeanor	425	157	271	308	233	75	230	8	3	4	63	0	5	303	0	7	42	0	0	14	1
Juvenile	57	41	49	49	39	10	35	1	2	1	10	0	1	48	2	10	0	2	0	2	0
Total	**1,420**	**496**	**747**	**1,169**	**860**	**309**	**999**	**37**	**15**	**16**	**102**	**0**	**13**	**1,156**	**4**	**56**	**81**	**20**	**3**	**26**	**9**
Clay (DOC)																					
Felony	610	200	268	545	415	130	382	73	79	4	7	0	34	511	4	42	57	29	7	8	1
Gross Misdemeanor	139	53	67	123	103	20	79	23	21	0	0	0	16	107	0	6	32	1	1	2	0
Misdemeanor	90	53	64	78	57	21	55	9	12	1	1	0	4	74	0	2	50	0	0	1	0
Juvenile	113	97	102	108	72	36	79	18	11	0	0	0	16	92	0	29	2	5	0	2	0
Total	**952**	**403**	**501**	**854**	**647**	**207**	**595**	**123**	**123**	**5**	**8**	**0**	**70**	**784**	**4**	**79**	**141**	**35**	**8**	**13**	**1**
Clearwater (DOC)																					
Felony	93	13	13	93	65	28	49	2	40	0	2	0	1	92	2	7	4	8	0	1	0
Gross Misdemeanor	39	8	7	40	32	8	21	1	16	0	2	0	0	40	0	1	3	0	0	1	0
Misdemeanor	10	6	3	13	10	3	9	0	4	0	0	0	0	13	0	0	9	0	0	0	0
Juvenile	13	9	13	9	8	1	5	0	4	0	0	0	0	9	0	1	0	3	0	0	0
Total	**155**	**36**	**36**	**155**	**115**	**40**	**84**	**3**	**64**	**0**	**4**	**0**	**1**	**154**	**2**	**9**	**16**	**11**	**0**	**2**	**0**
Cook (CCA)																					
Felony	40	12	6	46	30	16	28	0	17	0	1	0	1	45	0	6	2	2	0	0	1
Gross Misdemeanor	37	11	8	39	30	9	34	0	3	0	2	0	1	38	0	0	2	1	1	0	0
Misdemeanor	16	4	4	17	15	2	14	0	3	0	0	0	1	16	0	1	6	0	0	1	0
Juvenile	1	2	2	1	0	1	0	0	1	0	0	0	0	1	0	1	0	0	0	0	0
Total	**94**	**29**	**20**	**103**	**75**	**28**	**76**	**0**	**24**	**0**	**3**	**0**	**3**	**100**	**0**	**8**	**10**	**3**	**1**	**1**	**1**
Cottonwood (DOC)																					
Felony	115	31	41	108	86	22	80	10	2	13	3	0	9	99	0	19	8	5	0	1	0
Gross Misdemeanor	96	31	57	74	52	22	57	7	2	7	1	0	8	66	0	6	4	0	1	2	0
Misdemeanor	64	37	52	42	29	13	36	3	1	1	1	0	10	32	0	3	6	0	0	0	0
Juvenile	20	18	20	18	12	6	17	0	0	1	0	0	8	10	0	2	0	1	0	0	0
Total	**295**	**117**	**170**	**242**	**179**	**63**	**190**	**20**	**5**	**22**	**5**	**0**	**35**	**207**	**0**	**30**	**18**	**6**	**1**	**3**	**0**
Crow Wing (CCA)																					
Felony	802	192	263	732	543	189	636	38	47	2	9	0	10	722	4	47	47	38	0	5	3
Gross Misdemeanor	415	106	208	315	233	82	270	11	29	2	3	0	4	311	0	7	18	0	2	6	0
Misdemeanor	304	43	170	174	135	39	147	6	10	0	11	0	1	173	0	4	19	0	0	1	0
Juvenile	156	103	123	136	99	37	66	10	4	0	56	0	3	133	1	22	8	4	0	3	0
Total	**1,677**	**444**	**764**	**1,357**	**1,010**	**347**	**1,119**	**65**	**90**	**4**	**79**	**0**	**18**	**1,339**	**5**	**80**	**92**	**42**	**2**	**15**	**3**
Dakota (CCA)																					
Felony	3,178	784	1,261	2,715	2,135	580	1,724	573	82	83	253	0	381	2,334	8	233	260	121	10	38	4
Gross Misdemeanor	2,085	638	1,099	1,625	1,222	403	1,066	275	52	46	186	0	219	1,406	1	53	86	5	5	24	6
Misdemeanor	1,322	545	776	1,076	843	233	656	203	27	36	154	0	180	896	0	63	194	0	0	21	7
Juvenile	287	224	299	212	166	46	119	75	9	5	4	0	42	170	2	39	15	7	0	5	1
Total	**6,872**	**2,191**	**3,435**	**5,628**	**4,366**	**1,262**	**3,565**	**1,126**	**170**	**170**	**597**	**0**	**822**	**4,806**	**11**	**388**	**555**	**133**	**15**	**88**	**18**
Dodge (CCA)																					
Felony	150	31	40	142	103	39	126	2	3	0	11	0	7	135	0	11	8	6	3	2	0
Gross Misdemeanor	72	30	40	64	41	23	44	2	1	0	17	0	3	61	0	0	1	0	0	3	0
Misdemeanor	44	30	37	34	25	9	24	1	1	0	8	0	2	32	0	0	5	0	0	0	0
Juvenile	19	12	22	9	9	0	5	0	0	0	4	0	0	9	0	2	1	0	0	0	0
Total	**285**	**103**	**139**	**249**	**178**	**71**	**199**	**5**	**5**	**0**	**40**	**0**	**12**	**237**	**0**	**13**	**15**	**6**	**3**	**5**	**0**

	Criminal Sexual Conduct	Crim Vehicle Oper Harm	Crim vehicle Oper Death	Disturbing Peace	Drugs	DWI	Escape/Flight	Forgery	Gambling	Harassment/ Stalking	Homicide	Status/Federal/ Misc.	Kidnapping	Obscenity	Other Person	Property Damage	Robbery	Sex Related	Stolen Property	Theft	Traffic (exclude DWI)	Vehicle Theft	Weapons	Unknown
Cass (DOC/CPO)																								
Felony	22	1	1	5	129	39	12	11	0	2	0	1	0	1	0	3	2	1	4	17	0	0	9	0
Gross Misdemeanor	1	4	0	3	43	159	1	3	0	6	0	0	0	0	0	1	0	0	1	2	9	1	2	0
Misdemeanor	0	0	0	12	0	25	0	0	0	0	0	0	0	0	0	1	0	0	0	0	1	0	0	0
Juvenile	2	0	0	1	0	0	2	1	0	0	0	0	0	0	0	0	0	0	0	4	0	0	0	0
Total	**25**	**5**	**1**	**21**	**172**	**223**	**15**	**15**	**0**	**8**	**0**	**1**	**0**	**1**	**0**	**5**	**2**	**1**	**5**	**23**	**10**	**1**	**11**	**0**
Chippewa (CCA)																								
Felony	4	1	0	0	39	9	2	2	0	0	0	0	0	1	0	2	0	0	4	4	0	0	1	0
Gross Misdemeanor	1	1	0	0	17	26	0	1	0	0	0	0	0	0	0	2	0	0	0	1	0	0	0	0
Misdemeanor	0	0	0	7	0	16	0	0	0	0	0	1	0	0	0	3	0	0	0	0	1	0	0	0
Juvenile	3	0	0	0	1	0	0	0	0	0	0	0	0	0	0	0	0	0	1	2	0	0	0	0
Total	**8**	**2**	**0**	**7**	**57**	**51**	**2**	**3**	**0**	**0**	**0**	**1**	**0**	**1**	**0**	**7**	**0**	**0**	**5**	**7**	**1**	**0**	**1**	**0**
Chisago (DOC/CPO)																								
Felony	21	5	1	0	129	28	4	37	0	5	2	0	1	3	0	5	0	3	5	31	0	1	5	0
Gross Misdemeanor	2	8	0	2	43	295	1	6	0	2	0	0	0	1	0	4	0	0	4	2	33	0	4	0
Misdemeanor	1	0	0	16	1	131	0	0	0	2	0	2	0	0	0	10	0	0	0	18	55	3	5	0
Juvenile	4	0	0	8	2	1	0	0	0	0	1	4	0	0	0	1	1	0	1	4	1	2	2	1
Total	**28**	**13**	**1**	**26**	**175**	**455**	**5**	**43**	**0**	**9**	**3**	**6**	**1**	**4**	**0**	**20**	**1**	**3**	**10**	**55**	**89**	**6**	**16**	**1**
Clay (DOC)																								
Felony	16	4	0	0	191	47	16	32	0	6	0	0	0	3	1	6	7	4	9	48	1	0	6	0
Gross Misdemeanor	3	0	0	5	4	61	1	0	0	3	0	0	0	0	0	1	0	0	0	1	0	0	1	1
Misdemeanor	0	0	0	18	0	3	0	0	0	2	0	0	0	0	0	1	0	0	0	1	0	0	0	0
Juvenile	6	0	0	12	7	1	3	0	0	0	0	4	0	1	0	3	3	1	1	15	9	1	2	1
Total	**25**	**4**	**0**	**35**	**202**	**112**	**20**	**32**	**0**	**11**	**0**	**4**	**0**	**4**	**1**	**11**	**10**	**5**	**10**	**65**	**10**	**1**	**9**	**2**
Clearwater (DOC)																								
Felony	9	1	0	0	31	9	3	3	0	0	0	0	0	2	0	1	0	0	1	5	0	2	4	0
Gross Misdemeanor	1	1	0	1	4	25	0	0	0	0	0	0	0	0	0	0	0	0	0	2	0	1	0	0
Misdemeanor	0	0	0	1	0	2	0	0	0	0	0	0	0	0	0	1	0	0	0	0	0	0	0	0
Juvenile	0	0	0	3	0	1	0	0	0	0	0	0	0	0	0	0	0	0	0	0	0	0	0	1
Total	**10**	**2**	**0**	**5**	**35**	**37**	**3**	**3**	**0**	**0**	**0**	**0**	**0**	**2**	**0**	**2**	**0**	**0**	**1**	**7**	**0**	**3**	**4**	**1**
Cook (CCA)																								
Felony	2	0	0	0	18	4	0	3	0	0	0	0	0	0	0	2	0	0	0	4	1	0	1	0
Gross Misdemeanor	0	1	0	0	3	30	0	0	0	0	0	1	0	0	0	0	0	0	0	0	0	0	0	0
Misdemeanor	0	0	0	1	0	5	0	0	0	0	0	0	0	0	0	0	0	0	0	0	2	0	0	1
Juvenile	0	0	0	0	0	0	0	0	0	0	0	0	0	0	0	0	0	0	0	0	0	0	0	0
Total	**2**	**1**	**0**	**1**	**21**	**39**	**0**	**3**	**0**	**0**	**0**	**1**	**0**	**0**	**0**	**2**	**0**	**0**	**0**	**4**	**3**	**0**	**1**	**1**
Cottonwood (DOC)																								
Felony	23	1	1	0	30	2	0	2	0	2	0	0	0	2	0	3	0	0	1	4	0	0	4	0
Gross Misdemeanor	2	0	0	0	7	38	0	1	0	1	0	1	0	0	0	0	0	0	0	1	9	0	1	0
Misdemeanor	0	0	0	3	0	16	0	0	0	0	0	1	0	0	0	2	0	0	0	1	8	0	2	0
Juvenile	2	0	0	1	3	0	0	0	0	0	0	1	0	0	0	0	2	0	0	1	2	3	0	0
Total	**27**	**1**	**1**	**4**	**40**	**56**	**0**	**3**	**0**	**3**	**0**	**3**	**0**	**2**	**0**	**5**	**2**	**0**	**1**	**7**	**19**	**3**	**7**	**0**
Crow Wing (CCA)																								
Felony	54	4	0	0	336	60	12	22	0	18	1	0	1	6	1	3	3	1	6	44	0	1	15	0
Gross Misdemeanor	10	4	0	2	52	192	0	3	0	9	0	1	0	0	0	1	0	1	0	5	1	0	1	0
Misdemeanor	0	0	0	5	0	134	0	0	0	1	0	1	0	0	0	3	0	0	0	2	3	0	1	0
Juvenile	9	0	0	10	16	2	4	2	0	0	0	19	0	1	0	4	0	1	2	14	11	0	3	0
Total	**73**	**8**	**0**	**17**	**404**	**388**	**16**	**27**	**0**	**28**	**1**	**21**	**1**	**7**	**1**	**11**	**3**	**3**	**8**	**65**	**15**	**1**	**20**	**0**
Dakota (CCA)																								
Felony	190	25	7	2	744	242	42	254	0	34	8	0	2	40	0	26	63	19	43	264	0	0	35	1
Gross Misdemeanor	31	24	0	32	146	1,060	6	25	0	9	0	2	0	8	0	12	1	1	6	49	12	0	21	0
Misdemeanor	0	1	0	164	6	449	1	1	0	21	0	3	0	5	0	13	0	2	0	32	88	1	3	1
Juvenile	3	0	0	25	25	1	4	3	0	6	2	4	0	3	0	11	13	0	1	26	6	0	9	1
Total	**224**	**50**	**7**	**223**	**921**	**1,752**	**53**	**283**	**0**	**70**	**10**	**9**	**2**	**56**	**0**	**62**	**77**	**22**	**50**	**371**	**106**	**1**	**68**	**3**
Dodge (CCA)																								
Felony	14	2	2	0	60	15	1	7	0	1	0	0	0	1	0	0	0	1	0	4	0	0	4	0
Gross Misdemeanor	1	0	0	0	19	34	0	2	0	1	0	0	0	0	0	0	0	0	0	1	1	0	1	0
Misdemeanor	0	0	0	3	0	24	0	0	0	1	0	0	0	0	0	0	0	0	0	0	1	0	0	0
Juvenile	1	0	0	2	0	1	0	0	0	0	0	0	0	0	0	1	0	0	0	0	1	0	0	0
Total	**16**	**2**	**2**	**5**	**79**	**74**	**1**	**9**	**0**	**3**	**0**	**0**	**0**	**1**	**0**	**1**	**0**	**1**	**0**	**5**	**3**	**0**	**5**	**0**

	2019 Year-end Population	2020 Entries	2020 Removals	2020 Year-end Population	Male	Female	White	Black	American Indian	Asian/Pacific Islander	Other Race	Unknown Race	Hispanic	Not Hispanic	Arson	Assault	Assault-Domestic	Burglary	Crime Against Family	Crime Against Justice	Crime Against Government
Douglas (DOC)																					
Felony	239	69	84	229	167	62	212	13	2	2	0	0	14	215	0	15	11	11	0	1	0
Gross Misdemeanor	282	119	164	237	172	65	201	12	4	2	18	0	9	228	0	0	15	0	0	2	1
Misdemeanor	164	103	124	138	97	41	99	5	4	1	29	0	6	132	1	5	36	0	0	2	0
Juvenile	69	32	54	47	36	11	30	3	0	0	14	0	2	45	0	4	8	1	0	0	0
Total	**754**	**323**	**426**	**651**	**472**	**179**	**542**	**33**	**10**	**5**	**61**	**0**	**31**	**620**	**1**	**24**	**70**	**12**	**0**	**5**	**1**
Faribault (DOC)																					
Felony	136	23	66	94	77	17	85	8	0	0	1	0	13	81	1	7	2	9	0	4	0
Gross Misdemeanor	78	46	59	64	45	19	61	2	1	0	0	0	11	53	0	3	7	0	1	2	0
Misdemeanor	66	65	69	62	49	13	59	2	0	1	0	0	4	58	0	3	11	0	0	1	0
Juvenile	17	19	27	9	6	3	9	0	0	0	0	0	0	9	0	1	2	0	0	0	0
Total	**297**	**153**	**221**	**229**	**177**	**52**	**214**	**12**	**1**	**1**	**1**	**0**	**28**	**201**	**1**	**14**	**22**	**9**	**1**	**7**	**0**
Fillmore (CCA)																					
Felony	89	19	24	86	67	19	70	6	1	0	9	0	0	86	0	6	8	3	0	3	0
Gross Misdemeanor	54	21	35	39	32	7	36	1	0	0	2	0	0	39	0	2	4	0	0	1	1
Misdemeanor	43	27	37	32	22	10	28	1	0	0	3	0	0	32	0	2	3	0	0	0	0
Juvenile	29	15	28	16	14	2	10	0	0	0	6	0	1	15	0	1	3	3	0	0	0
Total	**215**	**82**	**124**	**173**	**135**	**38**	**144**	**8**	**1**	**0**	**20**	**0**	**1**	**172**	**0**	**11**	**18**	**6**	**0**	**4**	**1**
Freeborn (DOC/CPO)																					
Felony	190	107	100	198	158	40	172	17	1	1	7	0	27	171	1	21	22	13	0	4	0
Gross Misdemeanor	203	79	102	180	142	38	103	7	2	7	61	0	11	169	0	5	19	2	0	3	0
Misdemeanor	155	62	139	77	55	22	25	4	0	2	46	0	1	76	0	2	8	0	0	3	0
Juvenile	99	39	61	77	52	25	8	1	0	1	67	0	4	73	2	6	3	4	0	0	0
Total	**647**	**287**	**402**	**532**	**407**	**125**	**308**	**29**	**3**	**11**	**181**	**0**	**43**	**489**	**3**	**34**	**52**	**19**	**0**	**10**	**0**
Goodhue (DOC/CPO)																					
Felony	514	132	231	415	301	114	307	42	42	15	9	0	7	408	1	34	27	14	3	3	3
Gross Misdemeanor	362	156	191	337	240	97	226	21	19	15	56	0	11	326	0	3	25	1	2	9	4
Misdemeanor	224	112	163	163	114	49	100	16	7	4	36	0	8	155	0	12	39	0	0	3	0
Juvenile	69	54	75	48	28	20	27	6	5	1	9	0	7	41	0	7	1	0	0	0	0
Total	**1,169**	**454**	**660**	**963**	**683**	**280**	**660**	**85**	**73**	**35**	**110**	**0**	**33**	**930**	**1**	**56**	**92**	**15**	**5**	**15**	**7**
Grant (DOC/CPO)																					
Felony	26	10	10	26	19	7	24	0	0	1	1	0	1	25	0	1	1	3	0	0	0
Gross Misdemeanor	57	15	21	51	38	13	11	0	0	0	40	0	0	51	0	0	1	0	0	0	0
Misdemeanor	20	7	11	16	11	5	3	0	0	0	13	0	0	16	0	0	8	0	0	0	0
Juvenile	5	5	4	6	6	0	1	0	0	0	5	0	0	6	0	1	1	0	0	0	0
Total	**108**	**37**	**46**	**99**	**74**	**25**	**39**	**0**	**0**	**1**	**59**	**0**	**1**	**98**	**0**	**2**	**11**	**3**	**0**	**0**	**0**
Hennepin (CCA)																					
Felony	8,809	2,499	3,472	7,931	6,259	1,672	3,453	3,520	461	255	242	0	253	7,678	9	838	653	362	15	119	15
Gross Misdemeanor	7,088	1,734	2,609	6,170	4,370	1,800	3,452	1,857	105	238	518	0	203	5,967	3	143	211	11	15	23	7
Misdemeanor	2,815	1,638	2,187	2,214	1,651	563	923	747	51	62	431	0	50	2,164	1	44	349	2	0	10	0
Juvenile	799	597	746	650	540	110	82	362	24	6	176	0	60	590	1	101	14	32	0	9	0
Total	**19,511**	**6,468**	**9,014**	**16,965**	**12,820**	**4,145**	**7,910**	**6,486**	**641**	**561**	**1,367**	**0**	**566**	**16,399**	**14**	**1,126**	**1,227**	**407**	**30**	**161**	**22**
Houston (DOC)																					
Felony	99	24	49	77	65	12	74	2	1	0	0	0	0	77	0	4	4	7	0	0	0
Gross Misdemeanor	78	33	52	57	35	22	53	3	1	0	0	0	3	54	0	2	1	0	0	0	0
Misdemeanor	56	37	42	50	43	7	45	2	1	0	2	0	2	48	0	1	3	0	0	1	0
Juvenile	19	24	29	14	8	6	11	3	0	0	0	0	0	14	0	1	1	0	0	0	0
Total	**252**	**118**	**172**	**198**	**151**	**47**	**183**	**10**	**3**	**0**	**2**	**0**	**5**	**193**	**0**	**8**	**9**	**7**	**0**	**1**	**0**
Hubbard (DOC)																					
Felony	221	37	83	177	118	59	116	6	35	0	20	0	5	172	0	11	10	13	0	4	0
Gross Misdemeanor	105	39	40	101	71	30	65	0	25	0	11	0	0	101	0	3	6	0	0	0	1
Misdemeanor	18	12	12	19	14	5	14	1	3	0	1	0	0	19	0	1	13	0	0	0	1
Juvenile	21	8	10	19	15	4	7	0	1	0	11	0	0	19	0	5	3	0	0	0	0
Total	**365**	**96**	**145**	**316**	**218**	**98**	**202**	**7**	**64**	**0**	**43**	**0**	**5**	**311**	**0**	**20**	**32**	**13**	**0**	**4**	**2**
Isanti (DOC/CPO)																					
Felony	359	117	131	345	264	81	325	10	7	1	2	0	5	340	1	29	33	23	0	5	3
Gross Misdemeanor	382	109	139	360	278	82	303	7	3	1	46	0	0	360	0	4	15	0	1	10	2
Misdemeanor	369	123	225	259	188	71	182	3	2	2	70	0	0	259	0	6	42	0	1	9	1
Juvenile	54	41	50	45	30	15	25	3	0	0	17	0	0	45	0	8	1	2	0	0	0
Total	**1,164**	**390**	**545**	**1,009**	**760**	**249**	**835**	**23**	**12**	**4**	**135**	**0**	**5**	**1,004**	**1**	**47**	**91**	**25**	**2**	**24**	**6**

	Criminal Sexual Conduct	Crim Vehicle Oper Harm	Crim vehicle Oper Death	Disturbing Peace	Drugs	DWI	Escape/Flight	Forgery	Gambling	Harassment/ Stalking	Homicide	Status/Federal/ Misc.	Kidnapping	Obscenity	Other Person	Property Damage	Robbery	Sex Related	Stolen Property	Theft	Traffic (exclude DWI)	Vehicle Theft	Weapons	Unknown
Douglas (DOC)																								
Felony	24	1	0	0	104	13	1	11	0	2	0	0	2	3	0	0	0	2	0	23	0	1	4	0
Gross Misdemeanor	1	2	0	4	41	151	0	5	0	4	0	0	0	0	0	1	0	0	0	6	2	0	2	0
Misdemeanor	0	0	0	14	4	45	2	1	0	4	0	4	0	2	0	3	0	0	0	12	2	0	1	0
Juvenile	5	0	0	1	5	4	0	0	0	0	0	4	0	0	0	6	0	0	0	4	1	1	2	1
Total	**30**	**3**	**0**	**19**	**154**	**213**	**3**	**17**	**0**	**10**	**0**	**8**	**2**	**5**	**0**	**10**	**0**	**2**	**0**	**45**	**5**	**2**	**9**	**1**
Faribault (DOC)																								
Felony	19	1	0	0	27	4	1	2	0	4	1	0	1	3	0	1	0	1	1	4	0	0	1	0
Gross Misdemeanor	2	0	0	1	18	28	0	0	0	0	0	1	0	0	0	1	0	0	0	0	0	0	0	0
Misdemeanor	0	0	0	13	0	23	0	1	0	1	0	0	0	0	0	1	0	1	0	1	4	0	2	0
Juvenile	0	0	0	1	1	0	0	0	0	0	0	0	0	0	0	0	0	0	0	2	1	1	0	0
Total	**21**	**1**	**0**	**15**	**46**	**55**	**1**	**3**	**0**	**5**	**1**	**1**	**1**	**3**	**0**	**3**	**0**	**2**	**1**	**7**	**5**	**1**	**3**	**0**
Fillmore (CCA)																								
Felony	10	1	1	0	26	7	1	7	0	2	0	1	0	0	0	0	0	0	1	6	0	0	3	0
Gross Misdemeanor	0	0	0	2	7	17	0	0	0	0	0	0	0	0	0	1	0	0	1	2	1	0	0	0
Misdemeanor	0	0	0	10	1	11	0	0	0	1	0	1	0	0	0	0	0	0	0	0	3	0	0	0
Juvenile	3	1	0	0	2	0	0	0	0	1	0	0	0	0	0	1	0	0	0	0	0	0	1	0
Total	**13**	**2**	**1**	**12**	**36**	**35**	**1**	**7**	**0**	**4**	**0**	**2**	**0**	**0**	**0**	**2**	**0**	**0**	**2**	**8**	**4**	**0**	**4**	**0**
Freeborn (DOC/CPO)																								
Felony	11	1	0	0	58	14	7	12	0	4	0	0	0	2	0	1	2	0	5	13	0	0	7	0
Gross Misdemeanor	1	0	0	2	22	105	0	3	1	3	0	1	0	1	0	2	0	0	0	6	4	0	0	0
Misdemeanor	0	0	0	15	2	26	1	1	0	3	0	1	0	0	0	2	0	0	0	7	5	1	0	0
Juvenile	2	0	0	6	1	2	1	0	0	0	0	38	0	0	0	2	2	0	0	3	1	0	0	4
Total	**14**	**1**	**0**	**23**	**83**	**147**	**9**	**16**	**1**	**10**	**0**	**40**	**0**	**3**	**0**	**7**	**4**	**0**	**5**	**29**	**10**	**1**	**7**	**4**
Goodhue (DOC/CPO)																								
Felony	33	5	0	0	189	22	11	17	0	3	1	0	0	5	2	0	4	2	10	16	0	0	10	0
Gross Misdemeanor	0	1	0	4	57	172	1	7	0	6	0	2	0	0	0	5	0	0	2	4	29	0	3	0
Misdemeanor	0	0	0	19	2	51	0	0	0	1	0	0	0	0	0	4	0	0	1	13	16	1	0	1
Juvenile	2	0	0	12	7	5	2	0	0	1	0	1	0	0	0	1	0	0	0	8	1	0	0	0
Total	**35**	**6**	**0**	**35**	**255**	**250**	**14**	**24**	**0**	**11**	**1**	**3**	**0**	**5**	**2**	**10**	**4**	**2**	**13**	**41**	**46**	**1**	**13**	**1**
Grant (DOC/CPO)																								
Felony	0	0	0	0	13	4	1	0	0	0	0	0	0	0	0	1	0	0	0	0	0	0	2	0
Gross Misdemeanor	0	0	0	2	8	35	0	2	0	1	0	0	0	0	0	0	0	0	0	0	2	0	0	0
Misdemeanor	0	0	0	1	1	4	0	0	0	2	0	0	0	0	0	0	0	0	0	0	0	0	0	0
Juvenile	0	0	0	0	1	0	0	1	0	0	0	0	0	0	0	0	0	0	0	0	1	0	0	1
Total	**0**	**0**	**0**	**3**	**23**	**43**	**1**	**3**	**0**	**3**	**0**	**0**	**0**	**0**	**0**	**1**	**0**	**0**	**0**	**0**	**3**	**0**	**2**	**1**
Hennepin (CCA)																								
Felony	419	75	6	30	2,368	636	158	446	0	54	21	53	13	86	3	68	321	119	86	684	10	4	258	2
Gross Misdemeanor	34	39	0	60	90	5,230	18	30	0	28	0	35	0	4	1	31	2	17	5	45	28	0	57	3
Misdemeanor	3	0	0	362	11	1,037	1	0	0	13	0	13	0	11	1	16	0	3	1	23	303	0	8	2
Juvenile	70	1	0	23	9	3	15	11	0	2	4	5	1	4	0	19	120	0	11	80	37	2	52	24
Total	**526**	**115**	**6**	**475**	**2,478**	**6,906**	**192**	**487**	**0**	**97**	**25**	**106**	**14**	**105**	**5**	**134**	**443**	**139**	**103**	**832**	**378**	**6**	**375**	**31**
Houston (DOC)																								
Felony	16	0	0	0	26	6	3	2	0	1	1	0	1	0	0	0	0	1	1	4	0	0	0	0
Gross Misdemeanor	1	1	0	1	20	20	0	1	0	3	0	0	0	0	0	0	0	0	0	3	3	0	0	1
Misdemeanor	0	0	0	6	1	30	0	2	0	0	0	0	0	0	0	0	0	0	0	2	4	0	0	0
Juvenile	1	0	0	4	1	1	0	0	0	0	0	1	0	0	0	1	0	0	0	3	0	0	0	0
Total	**18**	**1**	**0**	**11**	**48**	**57**	**3**	**5**	**0**	**4**	**1**	**1**	**1**	**0**	**0**	**1**	**0**	**1**	**1**	**12**	**7**	**0**	**0**	**1**
Hubbard (DOC)																								
Felony	9	1	0	0	82	21	2	6	0	0	0	0	0	0	0	2	0	0	1	10	0	0	5	0
Gross Misdemeanor	4	3	0	0	21	61	0	0	0	1	0	0	0	0	0	0	0	0	0	1	0	0	0	0
Misdemeanor	0	0	0	0	0	4	0	0	0	0	0	0	0	0	0	0	0	0	0	0	0	0	0	0
Juvenile	1	0	0	1	1	0	3	0	0	1	0	0	0	0	0	2	0	0	0	2	0	0	0	0
Total	**14**	**4**	**0**	**1**	**104**	**86**	**5**	**6**	**0**	**2**	**0**	**0**	**0**	**0**	**0**	**4**	**0**	**0**	**1**	**13**	**0**	**0**	**5**	**0**
Isanti (DOC/CPO)																								
Felony	29	0	0	0	137	7	4	23	0	2	0	0	0	4	0	3	1	0	6	25	0	0	9	1
Gross Misdemeanor	7	2	0	5	45	206	0	5	4	0	0	0	0	0	0	1	0	0	0	11	40	0	0	2
Misdemeanor	0	0	0	28	2	66	1	3	0	1	0	2	0	1	0	4	0	0	2	59	30	0	1	0
Juvenile	0	0	1	4	6	0	0	0	0	0	0	5	0	0	0	3	0	0	0	2	3	0	0	10
Total	**36**	**2**	**1**	**37**	**190**	**279**	**5**	**31**	**4**	**3**	**0**	**7**	**0**	**5**	**0**	**11**	**1**	**0**	**8**	**97**	**73**	**0**	**10**	**13**

	2019 Year-end Population	2020 Entries	2020 Removals	2020 Year-end Population	Male	Female	White	Black	American Indian	Asian/Pacific Islander	Other Race`	Unknown Race	Hispanic	Not Hispanic	Arson	Assault	Assault-Domestic	Burglary	Crime Against Family	Crime Against Justice	Crime Against Government
Itasca (DOC/CPO)																					
Felony	517	139	156	501	384	117	389	10	93	4	5	0	1	500	3	46	37	28	1	20	1
Gross Misdemeanor	372	184	214	343	239	104	278	8	55	1	1	0	1	342	0	9	13	0	1	8	6
Misdemeanor	129	91	107	111	80	31	73	1	10	1	26	0	1	110	0	4	19	0	0	1	1
Juvenile	103	58	68	93	68	25	60	0	9	0	24	0	3	90	0	8	5	3	0	0	0
Total	**1,121**	**472**	**545**	**1,048**	**771**	**277**	**800**	**19**	**167**	**6**	**56**	**0**	**6**	**1,042**	**3**	**67**	**74**	**31**	**2**	**29**	**8**
Jackson (DOC/CPO)																					
Felony	77	25	32	71	53	18	58	2	3	4	4	0	6	65	0	8	5	3	0	0	0
Gross Misdemeanor	77	48	36	93	65	28	29	3	0	0	61	0	4	89	0	5	4	0	0	2	0
Misdemeanor	116	51	71	91	66	25	30	3	0	1	57	0	2	89	0	3	7	0	0	3	0
Juvenile	40	40	46	34	22	12	5	0	0	1	28	0	0	34	0	4	0	1	0	0	0
Total	**310**	**164**	**185**	**289**	**206**	**83**	**122**	**8**	**3**	**6**	**150**	**0**	**12**	**277**	**0**	**20**	**16**	**4**	**0**	**5**	**0**
Kanabec (DOC/CPO)																					
Felony	199	52	69	181	136	45	173	2	2	2	2	0	3	178	1	13	14	10	0	3	0
Gross Misdemeanor	139	43	67	116	92	24	61	1	0	0	54	0	0	116	0	1	9	0	0	2	0
Misdemeanor	139	52	97	94	60	34	26	0	0	0	68	0	0	94	0	4	9	0	0	3	0
Juvenile	17	23	20	20	18	2	2	0	0	0	18	0	0	20	0	0	1	0	0	0	1
Total	**494**	**170**	**253**	**411**	**306**	**105**	**262**	**3**	**2**	**2**	**142**	**0**	**3**	**408**	**1**	**18**	**33**	**10**	**0**	**8**	**1**
Kandiyohi (CCA)																					
Felony	490	122	170	447	343	104	393	28	11	3	12	0	162	285	1	31	21	21	1	8	1
Gross Misdemeanor	303	89	153	240	185	55	195	12	4	2	27	0	62	178	0	3	14	0	1	0	0
Misdemeanor	144	71	101	108	87	21	77	11	2	0	18	0	33	75	0	8	21	0	0	1	0
Juvenile	38	41	58	21	19	2	12	2	0	0	7	0	6	15	2	3	0	0	0	0	0
Total	**975**	**323**	**482**	**816**	**634**	**182**	**677**	**53**	**17**	**5**	**64**	**0**	**263**	**553**	**3**	**45**	**56**	**21**	**2**	**9**	**1**
Kittson (DOC)																					
Felony	25	7	9	22	16	6	22	0	0	0	0	0	2	20	1	1	1	3	0	0	0
Gross Misdemeanor	10	4	4	11	9	2	10	0	1	0	0	0	0	11	0	0	0	0	0	0	0
Misdemeanor	0	1	0	1	1	0	1	0	0	0	0	0	0	1	0	0	1	0	0	0	0
Juvenile	1	1	1	1	0	1	1	0	0	0	0	0	0	1	0	0	0	0	0	0	0
Total	**36**	**13**	**14**	**35**	**26**	**9**	**34**	**0**	**1**	**0**	**0**	**0**	**2**	**33**	**1**	**1**	**2**	**3**	**0**	**0**	**0**
Koochiching (CCA)																					
Felony	196	43	37	203	167	36	158	12	32	1	0	0	2	201	0	25	7	18	0	1	1
Gross Misdemeanor	128	24	39	112	84	28	100	2	9	0	1	0	1	111	0	5	2	1	0	1	0
Misdemeanor	23	2	3	22	17	5	17	0	5	0	0	0	0	22	0	0	1	0	0	1	1
Juvenile	30	10	19	21	16	5	19	0	2	0	0	0	1	20	1	2	0	3	0	0	0
Total	**377**	**79**	**98**	**358**	**284**	**74**	**294**	**14**	**48**	**1**	**1**	**0**	**4**	**354**	**1**	**32**	**10**	**22**	**0**	**3**	**2**
Lac Qui Parle (CCA)																					
Felony	31	12	14	29	18	11	27	1	0	0	1	0	0	29	0	3	1	3	0	0	0
Gross Misdemeanor	15	5	9	11	8	3	10	0	1	0	0	0	0	11	0	0	0	0	1	0	0
Misdemeanor	10	14	14	10	8	2	9	0	0	1	0	0	1	9	0	0	2	0	0	0	0
Juvenile	0	5	0	5	4	1	5	0	0	0	0	0	0	5	0	2	0	0	0	0	0
Total	**56**	**36**	**37**	**55**	**38**	**17**	**51**	**1**	**1**	**1**	**1**	**0**	**1**	**54**	**0**	**5**	**3**	**3**	**1**	**0**	**0**
Lake (CCA)																					
Felony	74	19	24	69	56	13	65	2	1	0	1	0	2	67	1	10	4	4	1	3	1
Gross Misdemeanor	73	13	34	51	37	14	48	0	0	0	3	0	1	50	0	0	2	1	1	1	0
Misdemeanor	7	5	3	10	10	0	8	0	1	0	1	0	1	9	0	0	3	0	0	0	0
Juvenile	3	7	4	6	4	2	4	1	0	0	1	0	0	6	0	1	0	1	0	0	0
Total	**157**	**44**	**65**	**136**	**107**	**29**	**125**	**3**	**2**	**0**	**6**	**0**	**4**	**132**	**1**	**11**	**9**	**6**	**2**	**4**	**1**
Lake of the Woods (DOC)																					
Felony	34	8	11	32	25	7	29	0	3	0	0	0	1	31	1	2	2	4	0	0	0
Gross Misdemeanor	17	5	4	19	17	2	18	0	1	0	0	0	0	19	0	0	2	0	0	0	0
Misdemeanor	5	0	2	1	1	0	1	0	0	0	0	0	0	1	0	0	0	0	0	0	0
Juvenile	1	0	0	1	1	0	1	0	0	0	0	0	0	1	0	0	1	0	0	0	0
Total	**57**	**13**	**17**	**53**	**44**	**9**	**49**	**0**	**4**	**0**	**0**	**0**	**1**	**52**	**1**	**2**	**5**	**4**	**0**	**0**	**0**
Le Sueur (DOC)																					
Felony	142	56	42	157	112	45	140	12	2	1	2	0	14	143	0	11	6	13	1	8	0
Gross Misdemeanor	90	41	50	80	63	17	75	3	1	0	1	0	8	72	0	0	3	2	1	0	0
Misdemeanor	78	46	72	52	38	14	42	5	1	0	4	0	2	50	0	1	3	0	0	0	0
Juvenile	27	28	33	22	17	5	17	0	0	0	5	0	3	19	0	1	1	2	0	0	0
Total	**337**	**171**	**197**	**311**	**230**	**81**	**274**	**20**	**4**	**1**	**12**	**0**	**27**	**284**	**0**	**13**	**13**	**17**	**2**	**8**	**0**

	Criminal Sexual Conduct	Crim Vehicle Oper Harm	Crim vehicle Oper Death	Disturbing Peace	Drugs	DWI	Escape/Flight	Forgery	Gambling	Harassment/ Stalking	Homicide	Status/Federal/ Misc.	Kidnapping	Obscenity	Other Person	Property Damage	Robbery	Sex Related	Stolen Property	Theft	Traffic (exclude DWI)	Vehicle Theft	Weapons	Unknown
Itasca (DOC/CPO)																								
Felony	47	3	2	2	166	61	9	16	0	4	0	0	0	3	0	4	1	1	1	34	0	1	10	0
Gross Misdemeanor	0	3	0	3	41	212	3	2	0	8	0	0	0	1	0	3	0	0	2	5	20	0	2	1
Misdemeanor	0	0	0	9	0	76	0	0	0	0	0	0	0	0	0	0	0	0	0	0	0	0	1	0
Juvenile	23	0	0	8	10	0	0	1	0	1	2	2	0	0	0	4	0	0	2	11	3	2	2	6
Total	**70**	**6**	**2**	**22**	**217**	**349**	**12**	**19**	**0**	**13**	**2**	**2**	**0**	**4**	**0**	**11**	**1**	**1**	**5**	**50**	**23**	**3**	**15**	**7**
Jackson (DOC/CPO)																								
Felony	6	3	1	0	30	4	0	3	0	1	0	0	0	0	0	1	1	0	1	2	0	0	2	0
Gross Misdemeanor	1	0	0	0	10	56	0	1	0	2	0	2	0	0	0	1	0	0	0	1	7	0	0	1
Misdemeanor	0	0	0	15	2	24	0	5	0	1	0	2	0	0	0	3	0	0	1	4	20	1	0	0
Juvenile	1	0	0	1	2	0	0	0	0	0	0	8	0	0	0	1	0	0	0	0	6	1	0	9
Total	**8**	**3**	**1**	**16**	**44**	**84**	**0**	**9**	**0**	**4**	**0**	**12**	**0**	**0**	**0**	**6**	**1**	**0**	**2**	**7**	**33**	**2**	**2**	**10**
Kanabec (DOC/CPO)																								
Felony	23	0	0	0	71	12	1	7	0	3	0	0	0	1	0	2	1	1	7	7	0	0	3	1
Gross Misdemeanor	0	1	0	5	29	45	0	2	0	0	0	1	0	0	0	1	0	0	1	4	11	0	4	0
Misdemeanor	0	0	0	23	3	26	0	0	0	4	0	1	0	0	0	1	0	0	0	7	12	0	0	1
Juvenile	5	0	0	2	1	0	0	0	0	0	0	3	0	0	0	3	0	0	0	2	2	0	0	0
Total	**28**	**1**	**0**	**30**	**104**	**83**	**1**	**9**	**0**	**7**	**0**	**5**	**0**	**1**	**0**	**7**	**1**	**1**	**8**	**20**	**25**	**0**	**7**	**2**
Kandiyohi (CCA)																								
Felony	45	2	0	0	196	25	8	44	0	2	0	0	1	1	0	3	3	1	7	16	0	0	8	1
Gross Misdemeanor	2	1	0	2	37	157	0	2	0	1	0	0	0	2	0	3	0	1	1	7	3	0	3	0
Misdemeanor	0	0	0	2	1	48	0	0	0	6	0	0	0	0	0	2	0	2	0	9	7	0	0	1
Juvenile	1	0	0	3	5	0	0	0	0	0	0	0	0	1	0	2	0	0	0	2	1	0	1	0
Total	**48**	**3**	**0**	**7**	**239**	**230**	**8**	**46**	**0**	**9**	**0**	**0**	**1**	**4**	**0**	**10**	**3**	**4**	**8**	**34**	**11**	**0**	**12**	**2**
Kittson (DOC)																								
Felony	3	0	0	0	6	0	0	1	0	0	0	0	0	0	0	1	0	0	0	4	0	1	0	0
Gross Misdemeanor	1	0	0	0	1	9	0	0	0	0	0	0	0	0	0	0	0	0	0	0	0	0	0	0
Misdemeanor	0	0	0	0	0	0	0	0	0	0	0	0	0	0	0	0	0	0	0	0	0	0	0	0
Juvenile	0	0	0	0	1	0	0	0	0	0	0	0	0	0	0	0	0	0	0	0	0	0	0	0
Total	**4**	**0**	**0**	**0**	**8**	**9**	**0**	**1**	**0**	**0**	**0**	**0**	**0**	**0**	**0**	**1**	**0**	**0**	**0**	**4**	**0**	**1**	**0**	**0**
Koochiching (CCA)																								
Felony	29	1	0	0	66	9	4	5	0	2	0	0	2	0	1	2	1	1	0	12	0	6	10	0
Gross Misdemeanor	1	2	0	7	5	68	1	1	0	0	0	0	0	1	0	1	0	0	1	5	8	0	2	0
Misdemeanor	0	0	0	3	0	12	0	2	0	0	0	0	0	0	0	1	0	0	0	0	1	0	0	0
Juvenile	1	0	0	1	1	0	0	0	0	1	0	5	0	0	0	1	0	0	0	1	2	0	2	0
Total	**31**	**3**	**0**	**11**	**72**	**89**	**5**	**8**	**0**	**3**	**0**	**5**	**2**	**1**	**1**	**5**	**1**	**1**	**1**	**18**	**11**	**6**	**14**	**0**
Lac Qui Parle (CCA)																								
Felony	1	0	0	0	13	1	0	0	0	0	0	0	0	1	0	0	1	0	1	4	0	0	0	0
Gross Misdemeanor	0	0	0	0	1	8	0	0	0	0	0	0	0	0	0	0	0	0	1	0	0	0	0	0
Misdemeanor	0	0	0	1	1	6	0	0	0	0	0	0	0	0	0	0	0	0	0	0	0	0	0	0
Juvenile	0	0	0	1	0	0	0	0	0	0	0	0	0	0	0	2	0	0	0	0	0	0	0	0
Total	**1**	**0**	**0**	**2**	**15**	**15**	**0**	**0**	**0**	**0**	**0**	**0**	**0**	**1**	**0**	**2**	**1**	**0**	**2**	**4**	**0**	**0**	**0**	**0**
Lake (CCA)																								
Felony	9	1	0	0	11	7	1	3	0	0	0	0	0	0	0	0	0	1	0	7	0	0	5	0
Gross Misdemeanor	1	1	0	1	3	39	0	0	0	0	0	0	0	0	0	0	0	1	0	0	0	0	0	0
Misdemeanor	0	0	0	3	0	3	0	0	0	0	0	1	0	0	0	0	0	0	0	0	0	0	0	0
Juvenile	1	0	0	0	0	0	0	0	0	0	0	0	0	0	0	3	0	0	0	0	0	0	0	0
Total	**11**	**2**	**0**	**4**	**14**	**49**	**1**	**3**	**0**	**0**	**0**	**1**	**0**	**0**	**0**	**3**	**0**	**2**	**0**	**7**	**0**	**0**	**5**	**0**
Lake of the Woods (DOC)																								
Felony	3	0	0	0	10	5	0	0	0	0	0	0	1	0	0	1	1	0	0	1	0	0	1	0
Gross Misdemeanor	0	1	0	0	1	14	0	0	0	0	0	0	0	0	0	0	0	0	0	1	0	0	0	0
Misdemeanor	0	0	0	0	0	1	0	0	0	0	0	0	0	0	0	0	0	0	0	0	0	0	0	0
Juvenile	0	0	0	0	0	0	0	0	0	0	0	0	0	0	0	0	0	0	0	0	0	0	0	0
Total	**3**	**1**	**0**	**0**	**11**	**20**	**0**	**0**	**0**	**0**	**0**	**0**	**1**	**0**	**0**	**1**	**1**	**0**	**0**	**2**	**0**	**0**	**1**	**0**
Le Sueur (DOC)																								
Felony	11	1	2	0	65	11	0	13	0	1	0	0	0	2	0	1	0	2	1	7	0	0	1	0
Gross Misdemeanor	4	1	0	1	6	56	0	2	0	0	0	0	0	0	0	0	0	0	1	2	1	0	0	0
Misdemeanor	0	0	0	9	1	33	0	0	0	0	0	0	0	0	0	0	0	0	0	2	2	0	1	0
Juvenile	2	0	0	0	1	0	1	1	0	0	0	2	0	0	0	4	0	0	1	5	1	0	0	0
Total	**17**	**2**	**2**	**10**	**73**	**100**	**1**	**16**	**0**	**1**	**0**	**2**	**0**	**2**	**0**	**5**	**0**	**2**	**3**	**16**	**4**	**0**	**2**	**0**

	2019 Year-end Population	2020 Entries	2020 Removals	2020 Year-end Population	Male	Female	White	Black	American Indian	Asian/Pacific Islander	Other Race	Unknown Race	Hispanic	Not Hispanic	Arson	Assault	Assault-Domestic	Burglary	Crime Against Family	Crime Against Justice	Crime Against Government
Lincoln (DOC)																					
Felony	29	5	8	26	19	7	26	0	0	0	0	0	2	24	0	0	0	1	0	0	0
Gross Misdemeanor	19	2	9	12	11	1	11	0	1	0	0	0	0	12	0	2	1	0	0	0	0
Misdemeanor	24	15	21	18	15	3	16	2	0	0	0	0	2	16	0	0	5	0	0	0	0
Juvenile	3	2	2	3	0	3	3	0	0	0	0	0	0	3	0	1	0	0	0	0	0
Total	**75**	**24**	**40**	**59**	**45**	**14**	**56**	**2**	**1**	**0**	**0**	**0**	**4**	**55**	**0**	**3**	**6**	**1**	**0**	**0**	**0**
Lyon (DOC)																					
Felony	298	68	75	298	224	74	251	33	4	9	1	0	49	249	2	32	20	13	1	7	0
Gross Misdemeanor	165	54	69	148	116	32	122	14	8	4	0	0	31	117	0	4	12	0	0	5	3
Misdemeanor	163	124	137	145	105	40	119	21	1	4	0	0	21	124	0	7	20	0	0	4	0
Juvenile	28	26	33	21	16	5	19	1	1	0	0	0	4	17	0	1	0	1	0	0	0
Total	**654**	**272**	**314**	**612**	**461**	**151**	**511**	**69**	**14**	**17**	**1**	**0**	**105**	**507**	**2**	**44**	**52**	**14**	**1**	**16**	**3**
McLeod (DOC)																					
Felony	348	74	89	338	263	75	303	17	6	3	9	0	32	306	3	31	28	16	1	8	0
Gross Misdemeanor	212	95	116	190	128	62	178	5	5	1	1	0	12	178	0	5	8	0	2	0	2
Misdemeanor	157	94	112	135	90	45	128	4	0	2	1	0	16	119	0	8	18	0	0	2	0
Juvenile	64	47	57	54	40	14	48	4	1	0	1	0	6	48	3	11	3	2	0	0	0
Total	**781**	**310**	**374**	**717**	**521**	**196**	**657**	**30**	**12**	**6**	**12**	**0**	**66**	**651**	**6**	**55**	**57**	**18**	**3**	**10**	**2**
Mahnomen (DOC)																					
Felony	183	34	51	165	107	58	29	3	132	1	0	0	3	162	1	20	10	10	0	6	0
Gross Misdemeanor	33	15	18	31	19	12	8	0	23	0	0	0	0	31	0	4	3	0	0	0	0
Misdemeanor	2	1	2	1	1	0	0	0	1	0	0	0	0	1	0	0	1	0	0	0	0
Juvenile	17	13	4	26	16	10	2	0	21	0	3	0	1	25	0	4	0	2	0	1	0
Total	**235**	**63**	**75**	**223**	**143**	**80**	**39**	**3**	**177**	**1**	**3**	**0**	**4**	**219**	**1**	**28**	**14**	**12**	**0**	**7**	**0**
Marshall (DOC)																					
Felony	43	11	18	35	28	7	34	0	1	0	0	0	3	32	0	3	0	0	0	0	1
Gross Misdemeanor	32	8	16	25	17	8	25	0	0	0	0	0	2	23	0	0	2	0	0	0	0
Misdemeanor	3	2	2	3	3	0	3	0	0	0	0	0	0	3	0	0	3	0	0	0	0
Juvenile	5	1	3	3	3	0	3	0	0	0	0	0	0	3	0	0	0	0	0	0	0
Total	**83**	**22**	**39**	**66**	**51**	**15**	**65**	**0**	**1**	**0**	**0**	**0**	**5**	**61**	**0**	**3**	**5**	**0**	**0**	**0**	**1**
Martin (DOC)																					
Felony	198	54	84	172	138	34	165	5	1	1	0	0	17	155	1	17	12	11	0	3	0
Gross Misdemeanor	114	74	63	128	98	30	121	5	1	0	1	0	20	108	0	1	9	1	1	1	2
Misdemeanor	58	20	36	35	24	11	32	1	0	1	1	0	3	32	0	5	11	0	0	1	0
Juvenile	26	30	37	19	16	3	18	0	1	0	0	0	2	17	0	1	0	3	0	0	0
Total	**396**	**178**	**220**	**354**	**276**	**78**	**336**	**11**	**3**	**2**	**2**	**0**	**42**	**312**	**1**	**24**	**32**	**15**	**1**	**5**	**2**
Meeker (DOC)																					
Felony	166	27	73	120	86	34	118	2	0	0	0	0	5	115	0	8	9	5	0	1	0
Gross Misdemeanor	150	46	76	119	84	35	111	4	1	0	3	0	9	110	0	2	7	2	0	2	0
Misdemeanor	89	68	79	79	59	20	71	2	0	0	6	0	3	76	0	1	18	0	0	1	0
Juvenile	14	17	15	16	13	3	9	0	0	0	7	0	2	14	0	1	1	0	0	0	0
Total	**419**	**158**	**243**	**334**	**242**	**92**	**309**	**8**	**1**	**0**	**16**	**0**	**19**	**315**	**0**	**12**	**35**	**7**	**0**	**4**	**0**
Mille Lacs (DOC/CPO)																					
Felony	381	122	141	364	243	121	207	8	148	0	1	0	4	360	1	29	37	13	3	4	2
Gross Misdemeanor	439	145	165	419	299	120	310	7	89	2	11	0	9	410	0	11	17	3	3	11	0
Misdemeanor	346	124	248	220	146	74	178	3	28	2	9	0	4	216	0	10	38	1	0	6	1
Juvenile	64	43	54	53	36	17	15	1	18	0	19	0	0	53	0	10	3	4	0	3	0
Total	**1,230**	**434**	**608**	**1,056**	**724**	**332**	**710**	**19**	**283**	**4**	**40**	**0**	**17**	**1,039**	**1**	**60**	**95**	**21**	**6**	**24**	**3**
Morrison (CCA)																					
Felony	276	110	142	245	176	69	220	12	10	3	0	0	4	241	0	24	15	11	0	2	0
Gross Misdemeanor	170	70	95	148	109	39	139	5	2	1	1	0	4	144	0	7	3	0	1	1	1
Misdemeanor	98	57	74	77	59	18	70	4	3	0	0	0	4	73	0	0	17	0	0	0	0
Juvenile	33	34	38	29	22	7	25	1	0	1	2	0	1	28	0	4	0	0	0	1	0
Total	**577**	**271**	**349**	**499**	**366**	**133**	**454**	**22**	**15**	**5**	**3**	**0**	**13**	**486**	**0**	**35**	**35**	**11**	**1**	**4**	**1**
Mower (DOC/CPO)																					
Felony	371	103	131	343	267	76	264	54	3	10	12	0	46	297	1	35	27	17	1	10	0
Gross Misdemeanor	252	120	169	209	163	46	154	32	3	11	9	0	22	187	0	8	18	1	0	2	0
Misdemeanor	204	121	169	150	110	40	108	16	0	6	20	0	14	136	0	11	35	0	0	0	0
Juvenile	91	50	59	82	63	19	54	8	0	3	17	0	17	65	1	7	4	10	0	3	0
Total	**918**	**394**	**528**	**784**	**603**	**181**	**580**	**110**	**6**	**30**	**58**	**0**	**99**	**685**	**2**	**61**	**84**	**28**	**1**	**15**	**0**

	Criminal Sexual Conduct	Crim Vehicle Oper Harm	Crim vehicle Oper Death	Disturbing Peace	Drugs	DWI	Escape/Flight	Forgery	Gambling	Harassment/ Stalking	Homicide	Status/Federal/ Misc.	Kidnapping	Obscenity	Other Person	Property Damage	Robbery	Sex Related	Stolen Property	Theft	Traffic (exclude DWI)	Vehicle Theft	Weapons	Unknown
Lincoln (DOC)																								
Felony	1	0	0	0	17	2	2	1	0	0	0	0	0	0	0	0	0	0	0	0	0	0	2	0
Gross Misdemeanor	0	0	0	0	2	4	0	0	0	0	0	0	0	0	0	0	0	0	0	1	2	0	0	0
Misdemeanor	0	0	0	4	0	8	0	0	0	0	0	0	0	0	0	0	0	0	0	0	0	1	0	0
Juvenile	0	0	0	0	1	0	0	0	0	0	0	0	0	0	0	0	0	0	0	1	0	0	0	0
Total	**1**	**0**	**0**	**4**	**20**	**14**	**2**	**1**	**0**	**0**	**0**	**0**	**0**	**0**	**0**	**0**	**0**	**0**	**0**	**2**	**2**	**1**	**2**	**0**
Lyon (DOC)																								
Felony	15	4	0	0	88	18	4	43	0	3	0	0	1	5	0	6	1	0	1	23	0	3	8	0
Gross Misdemeanor	2	1	0	0	9	88	1	5	0	1	0	0	0	1	0	0	0	0	2	4	9	0	1	0
Misdemeanor	0	0	0	25	0	23	1	0	0	3	0	2	0	0	0	9	0	0	0	21	30	0	0	0
Juvenile	3	0	0	2	2	0	0	0	0	0	0	1	0	2	0	4	0	0	0	3	1	0	1	0
Total	**20**	**5**	**0**	**27**	**99**	**129**	**6**	**48**	**0**	**7**	**0**	**3**	**1**	**8**	**0**	**19**	**1**	**0**	**3**	**51**	**40**	**3**	**10**	**0**
McLeod (DOC)																								
Felony	38	2	0	0	141	16	7	14	0	0	0	0	0	0	0	1	6	1	2	16	1	1	5	0
Gross Misdemeanor	2	2	0	3	24	122	0	4	0	2	0	0	0	0	0	0	0	1	0	4	8	0	1	0
Misdemeanor	0	0	0	22	1	62	0	1	0	1	0	2	0	0	0	5	0	0	0	4	9	0	0	0
Juvenile	5	0	0	5	4	1	1	0	0	0	0	2	0	0	0	5	1	0	0	7	3	0	1	0
Total	**45**	**4**	**0**	**30**	**170**	**201**	**8**	**19**	**0**	**3**	**0**	**4**	**0**	**0**	**0**	**11**	**7**	**2**	**2**	**31**	**21**	**1**	**7**	**0**
Mahnomen (DOC)																								
Felony	5	2	0	0	77	7	4	9	0	1	0	0	0	1	0	0	1	0	2	6	0	0	3	0
Gross Misdemeanor	0	0	0	0	5	17	0	0	0	0	0	0	0	0	0	0	0	0	1	0	0	0	1	0
Misdemeanor	0	0	0	0	0	0	0	0	0	0	0	0	0	0	0	0	0	0	0	0	0	0	0	0
Juvenile	3	0	0	1	3	3	0	0	0	1	0	4	0	0	0	1	0	0	0	3	0	0	0	0
Total	**8**	**2**	**0**	**1**	**85**	**27**	**4**	**9**	**0**	**2**	**0**	**4**	**0**	**1**	**0**	**1**	**1**	**0**	**3**	**9**	**0**	**0**	**4**	**0**
Marshall (DOC)																								
Felony	3	1	0	0	13	6	0	1	0	0	0	0	0	1	0	0	0	0	0	2	0	0	4	0
Gross Misdemeanor	0	0	0	0	6	16	0	0	0	0	0	0	0	0	0	0	0	0	0	0	1	0	0	0
Misdemeanor	0	0	0	0	0	0	0	0	0	0	0	0	0	0	0	0	0	0	0	0	0	0	0	0
Juvenile	1	0	0	0	0	0	0	0	0	0	0	0	0	2	0	0	0	0	0	0	0	0	0	0
Total	**4**	**1**	**0**	**0**	**19**	**22**	**0**	**1**	**0**	**0**	**0**	**0**	**0**	**3**	**0**	**0**	**0**	**0**	**0**	**2**	**1**	**0**	**4**	**0**
Martin (DOC)																								
Felony	24	0	1	0	64	7	4	11	0	0	0	0	0	1	0	2	0	1	0	9	0	1	3	0
Gross Misdemeanor	0	2	0	2	31	60	0	4	0	0	0	1	0	0	0	2	0	0	1	5	3	1	1	0
Misdemeanor	1	0	0	2	1	7	0	0	0	1	0	0	0	0	0	1	0	0	0	2	3	0	0	0
Juvenile	4	0	0	0	2	0	0	0	0	0	0	2	0	1	0	6	0	0	0	0	0	0	0	0
Total	**29**	**2**	**1**	**4**	**98**	**74**	**4**	**15**	**0**	**1**	**0**	**3**	**0**	**2**	**0**	**11**	**0**	**1**	**1**	**16**	**6**	**2**	**4**	**0**
Meeker (DOC)																								
Felony	13	0	0	1	49	5	1	12	0	3	0	0	1	2	0	0	0	0	2	5	0	0	3	0
Gross Misdemeanor	3	1	0	1	24	68	0	1	0	0	0	0	0	0	0	1	0	0	2	3	1	0	0	1
Misdemeanor	0	0	0	13	0	31	0	0	0	0	0	1	0	0	0	1	0	0	0	3	9	0	1	0
Juvenile	2	0	0	0	2	0	0	0	0	0	0	0	0	0	0	2	0	0	1	5	1	1	0	0
Total	**18**	**1**	**0**	**15**	**75**	**104**	**1**	**13**	**0**	**3**	**0**	**1**	**1**	**2**	**0**	**4**	**0**	**0**	**5**	**16**	**11**	**1**	**4**	**1**
Mille Lacs (DOC/CPO)																								
Felony	22	1	0	0	167	18	9	11	0	4	0	0	0	3	0	4	3	0	4	17	0	0	12	0
Gross Misdemeanor	2	5	0	3	68	221	2	11	0	5	0	0	0	0	0	2	0	1	1	5	44	1	3	0
Misdemeanor	0	0	0	35	4	82	0	2	0	3	0	1	0	0	0	3	0	0	0	10	24	0	0	0
Juvenile	3	0	0	4	3	1	1	1	0	1	1	3	0	0	0	9	0	0	0	4	1	0	1	0
Total	**27**	**6**	**0**	**42**	**242**	**322**	**12**	**25**	**0**	**13**	**1**	**4**	**0**	**3**	**0**	**18**	**3**	**1**	**5**	**36**	**69**	**1**	**16**	**0**
Morrison (CCA)																								
Felony	17	2	1	0	103	11	8	20	0	3	0	0	0	2	0	1	1	0	5	15	0	0	4	0
Gross Misdemeanor	3	1	0	2	8	116	0	2	0	0	0	0	0	0	0	1	0	1	0	1	0	0	0	0
Misdemeanor	0	0	0	8	0	37	0	1	0	4	0	1	0	0	0	1	0	0	0	2	6	0	0	0
Juvenile	7	0	0	1	4	0	1	0	0	2	0	2	0	2	0	2	0	0	0	1	2	0	0	0
Total	**27**	**3**	**1**	**11**	**115**	**164**	**9**	**23**	**0**	**9**	**0**	**3**	**0**	**4**	**0**	**5**	**1**	**1**	**5**	**19**	**8**	**0**	**4**	**0**
Mower (DOC/CPO)																								
Felony	33	3	0	0	134	33	4	14	0	3	0	0	0	0	0	1	2	0	1	12	0	0	12	0
Gross Misdemeanor	2	6	0	2	10	139	0	3	0	3	0	0	0	0	1	2	0	0	0	3	2	0	7	0
Misdemeanor	0	0	0	23	1	66	0	0	0	1	0	0	0	0	0	2	0	1	0	2	4	1	0	3
Juvenile	5	0	0	6	1	4	0	0	0	0	0	3	0	0	0	4	1	0	0	5	1	0	0	27
Total	**40**	**9**	**0**	**31**	**146**	**242**	**4**	**17**	**0**	**7**	**0**	**3**	**0**	**0**	**1**	**9**	**3**	**1**	**1**	**22**	**7**	**1**	**19**	**30**

	2019 Year-end Population	2020 Entries	2020 Removals	2020 Year-end Population	Male	Female	White	Black	American Indian	Asian/Pacific Islander	Other Race	Unknown Race	Hispanic	Not Hispanic	Arson	Assault	Assault-Domestic	Burglary	Crime Against Family	Crime Against Justice	Crime Against Government
Murray (DOC)																					
Felony	52	10	13	51	32	19	49	2	0	0	0	0	3	48	1	2	5	3	0	0	1
Gross Misdemeanor	30	11	16	24	17	7	22	1	0	1	0	0	2	22	0	1	1	0	0	0	0
Misdemeanor	19	10	14	14	11	3	12	2	0	0	0	0	2	12	0	0	3	0	0	0	0
Juvenile	3	12	10	5	4	1	4	0	0	0	1	0	0	5	0	2	0	0	0	0	0
Total	**104**	**43**	**53**	**94**	**64**	**30**	**87**	**5**	**0**	**1**	**1**	**0**	**7**	**87**	**1**	**5**	**9**	**3**	**0**	**0**	**1**
Nicollet (DOC/CPO)																					
Felony	199	63	96	168	131	37	136	16	3	1	12	0	12	156	0	16	6	20	0	3	0
Gross Misdemeanor	208	82	115	174	128	46	116	13	3	0	42	0	11	163	1	4	7	1	1	0	1
Misdemeanor	162	139	141	159	114	45	66	20	0	1	72	0	2	157	0	2	9	0	0	3	0
Juvenile	60	42	62	40	19	21	14	1	0	0	25	0	0	40	0	4	2	2	0	2	0
Total	**629**	**326**	**414**	**541**	**392**	**149**	**332**	**50**	**6**	**2**	**151**	**0**	**25**	**516**	**1**	**26**	**24**	**23**	**1**	**8**	**1**
Nobles (CCA)																					
Felony	292	76	107	266	202	64	175	32	12	39	8	0	60	206	1	26	11	21	0	6	0
Gross Misdemeanor	218	71	87	200	171	29	155	27	4	14	0	0	81	119	0	11	1	0	0	1	1
Misdemeanor	117	99	103	110	85	25	92	8	0	10	0	0	58	52	0	5	8	0	0	3	5
Juvenile	55	35	42	48	36	12	34	7	2	4	1	0	19	29	1	2	1	1	0	0	0
Total	**682**	**281**	**339**	**624**	**494**	**130**	**456**	**74**	**18**	**67**	**9**	**0**	**218**	**406**	**2**	**44**	**21**	**22**	**0**	**10**	**6**
Norman (CCA)																					
Felony	48	15	25	40	29	11	36	0	4	0	0	0	5	35	0	3	4	4	0	0	0
Gross Misdemeanor	24	6	12	16	13	3	14	0	2	0	0	0	0	16	0	1	0	0	0	0	0
Misdemeanor	3	0	1	2	1	1	2	0	0	0	0	0	0	2	0	0	1	0	0	0	0
Juvenile	4	2	5	1	1	0	1	0	0	0	0	0	0	1	0	1	0	0	0	0	0
Total	**79**	**23**	**43**	**59**	**44**	**15**	**53**	**0**	**6**	**0**	**0**	**0**	**5**	**54**	**0**	**5**	**5**	**4**	**0**	**0**	**0**
Olmsted (CCA)																					
Felony	1,366	276	358	1,312	999	313	892	310	17	65	28	0	93	1,219	2	116	108	53	3	22	1
Gross Misdemeanor	732	239	395	563	410	153	392	128	7	17	19	0	39	524	0	12	36	1	4	6	0
Misdemeanor	423	152	331	229	170	59	165	49	2	5	8	0	27	202	0	14	79	0	1	0	1
Juvenile	107	79	134	52	36	16	21	18	1	5	7	0	3	49	0	19	7	3	0	1	0
Total	**2,628**	**746**	**1,218**	**2,156**	**1,615**	**541**	**1,470**	**505**	**27**	**92**	**62**	**0**	**162**	**1,994**	**2**	**161**	**230**	**57**	**8**	**29**	**2**
Otter Tail (DOC/CPO)																					
Felony	494	159	184	472	373	99	424	28	15	2	3	0	17	455	3	42	30	37	0	6	3
Gross Misdemeanor	313	220	192	340	234	106	306	20	12	0	2	0	4	336	0	8	16	0	3	5	0
Misdemeanor	155	135	128	160	116	44	139	13	8	0	0	0	3	157	0	8	36	0	0	1	1
Juvenile	80	96	89	87	64	23	74	9	1	1	2	0	2	85	1	11	5	8	0	2	2
Total	**1,042**	**610**	**593**	**1,059**	**787**	**272**	**943**	**70**	**36**	**3**	**7**	**0**	**26**	**1,033**	**4**	**69**	**87**	**45**	**3**	**14**	**6**
Pennington (DOC)																					
Felony	145	36	57	131	93	38	113	8	10	0	0	0	10	121	2	17	4	9	2	2	0
Gross Misdemeanor	58	31	32	50	38	12	44	0	5	0	1	0	1	49	0	0	2	0	0	0	0
Misdemeanor	6	2	4	4	4	0	3	1	0	0	0	0	0	4	0	1	3	0	0	0	0
Juvenile	3	3	2	4	3	1	4	0	0	0	0	0	0	4	0	1	1	0	0	0	0
Total	**212**	**72**	**95**	**189**	**138**	**51**	**164**	**9**	**15**	**0**	**1**	**0**	**11**	**178**	**2**	**19**	**10**	**9**	**2**	**2**	**0**
Pine (DOC/CPO)																					
Felony	476	113	134	453	331	122	371	12	64	4	2	0	4	449	1	43	24	40	2	9	1
Gross Misdemeanor	375	163	200	338	240	98	266	10	42	5	15	0	13	325	0	4	16	0	4	11	5
Misdemeanor	303	145	235	215	146	69	165	10	18	2	20	0	5	210	0	8	37	0	0	3	0
Juvenile	59	38	56	41	26	15	16	1	11	0	13	0	3	38	1	3	1	2	0	5	0
Total	**1,213**	**459**	**625**	**1,047**	**743**	**304**	**818**	**33**	**135**	**11**	**50**	**0**	**25**	**1,022**	**2**	**58**	**78**	**42**	**6**	**28**	**6**
Pipestone (DOC)																					
Felony	93	28	31	92	67	25	79	4	8	1	0	0	5	87	0	5	5	7	0	0	0
Gross Misdemeanor	68	21	27	61	47	14	47	3	8	0	3	0	7	54	0	1	3	0	0	1	0
Misdemeanor	41	20	38	22	17	5	15	2	3	0	2	0	3	19	0	3	2	0	0	0	0
Juvenile	3	3	3	3	3	0	2	0	1	0	0	0	0	3	0	0	0	2	0	0	0
Total	**205**	**72**	**99**	**178**	**134**	**44**	**143**	**9**	**20**	**1**	**5**	**0**	**15**	**163**	**0**	**9**	**10**	**9**	**0**	**1**	**0**
Polk (CCA)																					
Felony	426	175	203	398	287	111	343	34	18	3	0	0	99	299	0	36	28	15	2	8	1
Gross Misdemeanor	259	61	91	229	168	61	196	18	15	0	0	0	44	185	0	11	8	0	2	4	2
Misdemeanor	5	3	4	4	2	2	2	1	1	0	0	0	0	4	0	0	1	0	0	0	0
Juvenile	10	9	13	6	5	1	6	0	0	0	0	0	2	4	0	2	0	0	0	0	0
Total	**700**	**248**	**311**	**637**	**462**	**175**	**547**	**53**	**34**	**3**	**0**	**0**	**145**	**492**	**0**	**49**	**37**	**15**	**4**	**12**	**3**

	Criminal Sexual Conduct	Oper Harm Crim Vehicle	Crim vehicle Oper Death	Disturbing Peace	Drugs	DWI	Escape/Flight	Forgery	Gambling	Harassment/ Stalking	Homicide	Status/Federal/ Misc.	Kidnapping	Obscenity	Other Person	Property Damage	Robbery	Sex Related	Stolen Property	Theft	Traffic (exclude DWI)	Vehicle Theft	Weapons	Unknown
Murray (DOC)																								
Felony	7	0	0	0	14	3	0	2	0	3	0	0	0	1	0	0	0	1	1	5	0	1	1	0
Gross Misdemeanor	0	1	0	0	5	15	0	0	0	0	0	0	0	0	0	0	0	0	0	0	1	0	0	0
Misdemeanor	0	0	0	5	0	1	0	0	0	1	0	1	0	0	0	0	0	0	0	2	1	0	0	0
Juvenile	0	0	0	0	1	0	0	0	0	0	0	0	0	1	0	0	0	0	0	1	0	0	0	0
Total	**7**	**1**	**0**	**5**	**20**	**19**	**0**	**2**	**0**	**4**	**0**	**1**	**0**	**2**	**0**	**0**	**0**	**1**	**1**	**8**	**2**	**1**	**1**	**0**
Nicollet (DOC/CPO)																								
Felony	24	3	0	0	59	8	1	7	0	2	0	0	0	3	0	1	0	0	2	10	0	0	3	0
Gross Misdemeanor	2	3	0	2	23	82	1	9	0	4	0	0	0	2	0	3	0	3	0	5	19	0	1	0
Misdemeanor	0	0	0	7	4	51	0	2	0	2	0	2	0	0	0	4	0	0	0	5	68	0	0	0
Juvenile	2	0	0	2	10	0	0	0	0	0	0	9	0	0	0	1	0	0	0	4	1	0	0	1
Total	**28**	**6**	**0**	**11**	**96**	**141**	**2**	**18**	**0**	**8**	**0**	**11**	**0**	**5**	**0**	**9**	**0**	**3**	**2**	**24**	**88**	**0**	**4**	**1**
Nobles (CCA)																								
Felony	23	1	0	0	96	33	2	11	0	7	0	0	0	0	1	0	2	0	3	17	0	0	5	0
Gross Misdemeanor	3	3	0	2	21	134	1	5	0	0	0	1	0	0	1	1	0	0	0	5	9	0	0	0
Misdemeanor	0	0	0	12	3	45	0	0	0	0	0	1	0	0	3	7	0	0	0	9	8	1	0	0
Juvenile	5	0	0	0	6	0	0	1	0	1	0	7	0	0	0	3	0	0	0	5	14	0	1	0
Total	**31**	**4**	**0**	**14**	**126**	**212**	**3**	**17**	**0**	**8**	**0**	**9**	**0**	**0**	**5**	**11**	**2**	**0**	**3**	**36**	**31**	**1**	**6**	**0**
Norman (CCA)																								
Felony	5	0	0	0	12	4	1	3	0	0	0	0	0	0	0	0	0	0	0	3	0	0	1	0
Gross Misdemeanor	0	0	0	0	1	13	0	0	0	0	0	0	0	0	0	0	0	0	0	0	0	0	1	0
Misdemeanor	0	0	0	0	0	1	0	0	0	0	0	0	0	0	0	0	0	0	0	0	0	0	0	0
Juvenile	0	0	0	0	0	0	0	0	0	0	0	0	0	0	0	0	0	0	0	0	0	0	0	0
Total	**5**	**0**	**0**	**0**	**13**	**18**	**1**	**3**	**0**	**0**	**0**	**0**	**0**	**0**	**0**	**0**	**0**	**0**	**0**	**3**	**0**	**0**	**2**	**0**
Olmsted (CCA)																								
Felony	105	7	1	3	482	125	9	57	0	20	1	0	1	15	1	9	26	10	13	86	0	0	36	0
Gross Misdemeanor	13	6	0	5	61	342	2	16	0	10	0	0	0	1	1	6	0	2	0	26	8	0	5	0
Misdemeanor	2	0	0	38	1	73	0	0	0	6	0	1	0	1	0	3	0	1	0	8	0	0	0	0
Juvenile	7	0	0	3	0	0	0	0	0	1	0	2	0	1	0	1	3	0	0	3	0	0	1	0
Total	**127**	**13**	**1**	**49**	**544**	**540**	**11**	**73**	**0**	**37**	**1**	**3**	**1**	**18**	**2**	**19**	**29**	**13**	**13**	**123**	**8**	**0**	**42**	**0**
Otter Tail (DOC/CPO)																								
Felony	43	0	1	1	149	43	14	22	0	4	1	1	1	0	0	5	6	0	6	42	0	2	10	0
Gross Misdemeanor	6	5	0	7	32	238	0	4	0	1	0	3	0	0	0	0	0	0	1	3	7	0	1	0
Misdemeanor	0	0	0	16	2	78	1	1	0	3	0	1	0	2	0	1	0	0	0	2	6	0	1	0
Juvenile	5	0	0	3	10	2	1	1	0	0	0	10	0	0	0	8	0	0	1	9	4	1	3	0
Total	**54**	**5**	**1**	**27**	**193**	**361**	**16**	**28**	**0**	**8**	**1**	**15**	**1**	**2**	**0**	**14**	**6**	**0**	**8**	**56**	**17**	**3**	**15**	**0**
Pennington (DOC)																								
Felony	14	2	0	0	41	14	3	7	0	1	0	0	0	1	0	0	0	0	2	8	0	0	2	0
Gross Misdemeanor	1	0	0	0	15	29	0	0	0	1	0	1	0	0	0	0	0	0	0	1	0	0	0	0
Misdemeanor	0	0	0	0	0	0	0	0	0	0	0	0	0	0	0	0	0	0	0	0	0	0	0	0
Juvenile	0	0	0	0	1	0	0	1	0	0	0	0	0	0	0	0	0	0	0	0	0	0	0	0
Total	**15**	**2**	**0**	**0**	**57**	**43**	**3**	**8**	**0**	**2**	**0**	**1**	**0**	**1**	**0**	**0**	**0**	**0**	**2**	**9**	**0**	**0**	**2**	**0**
Pine (DOC/CPO)																								
Felony	25	7	1	0	170	19	11	30	0	1	1	0	0	3	1	5	8	0	13	28	1	0	9	0
Gross Misdemeanor	1	5	0	4	78	142	1	11	0	1	0	1	0	0	0	1	0	0	1	16	31	0	5	0
Misdemeanor	0	0	0	43	1	58	0	1	0	5	0	0	0	0	0	8	0	0	0	33	16	1	1	0
Juvenile	3	0	0	5	2	1	0	0	0	1	0	7	0	0	0	5	0	0	0	2	3	0	0	0
Total	**29**	**12**	**1**	**52**	**251**	**220**	**12**	**42**	**0**	**8**	**1**	**8**	**0**	**3**	**1**	**19**	**8**	**0**	**14**	**79**	**51**	**1**	**15**	**0**
Pipestone (DOC)																								
Felony	5	2	0	0	47	6	2	5	0	0	0	0	0	1	0	1	0	0	2	1	0	1	2	0
Gross Misdemeanor	2	0	0	0	11	38	0	0	0	0	0	0	0	0	0	0	0	0	0	0	5	0	0	0
Misdemeanor	0	0	0	4	0	6	1	0	0	0	0	0	0	2	0	0	0	0	0	0	3	1	0	0
Juvenile	0	0	0	0	0	0	0	0	0	0	0	0	0	0	0	0	0	0	0	1	0	0	0	0
Total	**7**	**2**	**0**	**4**	**58**	**50**	**3**	**5**	**0**	**0**	**0**	**0**	**0**	**3**	**0**	**1**	**0**	**0**	**2**	**2**	**8**	**2**	**2**	**0**
Polk (CCA)																								
Felony	24	2	1	2	175	50	6	5	0	3	0	0	0	0	0	2	2	0	1	27	0	0	8	0
Gross Misdemeanor	1	2	0	1	6	180	0	0	0	0	0	2	0	0	1	4	0	0	0	1	3	0	1	0
Misdemeanor	0	0	0	0	1	0	0	0	0	0	0	0	0	0	0	1	0	0	0	0	1	0	0	0
Juvenile	1	0	0	0	0	0	0	0	0	0	0	0	0	0	0	2	0	0	0	1	0	0	0	0
Total	**26**	**4**	**1**	**3**	**182**	**230**	**6**	**5**	**0**	**3**	**0**	**2**	**0**	**0**	**1**	**9**	**2**	**0**	**1**	**29**	**4**	**0**	**9**	**0**

	2019 Year-end Population	2020 Entries	2020 Removals	2020 Year-end Population	Male	Female	White	Black	American Indian	Asian/Pacific Islander	Other Race	Unknown Race	Hispanic	Not Hispanic	Arson	Assault	Assault-Domestic	Burglary	Crime Against Family	Crime Against Justice	Crime Against Government
Pope (DOC/CPO)																					
Felony	38	17	19	36	25	11	34	1	0	0	1	0	0	36	0	3	1	1	0	0	0
Gross Misdemeanor	103	28	64	68	54	14	24	0	0	0	44	0	1	67	0	2	2	0	0	2	0
Misdemeanor	64	44	57	50	38	12	6	0	0	0	44	0	0	50	0	1	1	0	0	0	0
Juvenile	14	23	14	23	19	4	5	1	0	0	17	0	0	23	0	3	1	1	0	0	2
Total	**219**	**112**	**154**	**177**	**136**	**41**	**69**	**2**	**0**	**0**	**106**	**0**	**1**	**176**	**0**	**9**	**5**	**2**	**0**	**2**	**2**
Ramsey (CCA)																					
Felony	5,288	982	1,574	4,729	3,786	943	1,997	1,905	138	377	312	0	327	4,402	21	539	509	275	7	88	14
Gross Misdemeanor	2,799	552	1,202	2,154	1,645	509	1,008	700	62	196	188	0	183	1,971	0	77	203	8	9	33	4
Misdemeanor	2,525	627	1,472	1,642	1,300	342	802	512	38	129	161	0	196	1,446	0	64	247	1	2	33	17
Juvenile	270	220	288	202	170	32	43	112	7	9	31	0	14	188	0	36	2	6	0	5	0
Total	**10,882**	**2,381**	**4,536**	**8,727**	**6,901**	**1,826**	**3,850**	**3,229**	**245**	**711**	**692**	**0**	**720**	**8,007**	**21**	**716**	**961**	**290**	**18**	**159**	**35**
Red Lake (CCA)																					
Felony	38	15	16	37	26	11	34	1	2	0	0	0	3	34	0	3	2	2	0	0	0
Gross Misdemeanor	20	3	11	12	7	5	11	1	0	0	0	0	0	12	0	0	0	0	0	0	0
Misdemeanor	1	0	1	0	0	0	0	0	0	0	0	0	0	0	0	0	0	0	0	0	0
Juvenile	0	0	0	0	0	0	0	0	0	0	0	0	0	0	0	0	0	0	0	0	0
Total	**59**	**18**	**28**	**49**	**33**	**16**	**45**	**2**	**2**	**0**	**0**	**0**	**3**	**46**	**0**	**3**	**2**	**2**	**0**	**0**	**0**
Redwood (DOC)																					
Felony	189	61	80	172	126	46	110	14	47	1	0	0	7	165	1	14	19	9	1	3	0
Gross Misdemeanor	109	41	50	99	71	28	62	6	26	3	2	0	11	88	0	6	10	0	2	4	3
Misdemeanor	84	56	57	82	53	29	62	4	14	0	2	0	8	74	0	8	23	0	0	2	0
Juvenile	35	13	18	30	22	8	15	1	13	0	1	0	0	30	0	3	5	2	0	0	0
Total	**417**	**171**	**205**	**383**	**272**	**111**	**249**	**25**	**100**	**4**	**5**	**0**	**26**	**357**	**1**	**31**	**57**	**11**	**3**	**9**	**3**
Renville (DOC)																					
Felony	158	26	47	138	101	37	118	5	7	0	8	0	21	117	1	11	8	8	0	2	0
Gross Misdemeanor	79	31	38	72	53	19	61	1	5	1	4	0	14	58	0	3	4	0	0	1	0
Misdemeanor	54	26	41	38	26	12	30	2	0	1	5	0	11	27	0	0	8	0	0	0	0
Juvenile	25	4	19	10	9	1	7	0	0	0	3	0	3	7	0	4	1	0	0	0	0
Total	**316**	**87**	**145**	**258**	**189**	**69**	**216**	**8**	**12**	**2**	**20**	**0**	**49**	**209**	**1**	**18**	**21**	**8**	**0**	**3**	**0**
Rice (CCA)																					
Felony	600	127	155	576	448	128	464	46	7	8	51	0	65	511	1	62	40	20	1	13	1
Gross Misdemeanor	353	112	144	321	250	71	236	32	5	1	47	0	24	297	0	4	29	2	6	4	2
Misdemeanor	146	74	86	130	103	27	91	7	1	1	30	0	10	120	0	9	40	1	0	0	0
Juvenile	33	24	32	25	17	8	6	2	0	1	16	0	4	21	0	5	2	1	0	1	0
Total	**1,132**	**337**	**417**	**1,052**	**818**	**234**	**797**	**87**	**13**	**11**	**144**	**0**	**103**	**949**	**1**	**80**	**111**	**24**	**7**	**18**	**3**
Rock (CCA)																					
Felony	44	20	23	41	32	9	35	3	1	1	1	0	4	37	0	2	1	4	0	0	0
Gross Misdemeanor	60	25	31	53	42	11	48	3	0	0	2	0	4	49	0	1	2	0	0	0	0
Misdemeanor	47	26	36	38	31	7	26	2	4	0	6	0	2	36	0	1	1	0	0	1	1
Juvenile	3	12	5	10	8	2	6	0	0	0	4	0	0	10	0	1	0	0	0	0	0
Total	**154**	**83**	**95**	**142**	**113**	**29**	**115**	**8**	**5**	**1**	**13**	**0**	**10**	**132**	**0**	**5**	**4**	**4**	**0**	**1**	**1**
Roseau (DOC)																					
Felony	121	27	35	115	95	20	101	1	9	4	0	0	3	112	0	10	21	5	3	0	0
Gross Misdemeanor	44	21	19	44	30	14	33	0	11	0	0	0	0	44	0	1	4	0	0	0	0
Misdemeanor	6	10	5	11	10	1	9	0	2	0	0	0	0	11	0	0	9	0	0	0	0
Juvenile	33	17	33	17	9	8	14	0	1	2	0	0	0	17	0	1	1	0	0	1	0
Total	**204**	**75**	**92**	**187**	**144**	**43**	**157**	**1**	**23**	**6**	**0**	**0**	**3**	**184**	**0**	**12**	**35**	**5**	**3**	**1**	**0**
St. Louis (CCA)																					
Felony	1,668	459	571	1,572	1,256	316	1,127	215	215	14	1	0	21	1,551	4	189	177	95	0	27	3
Gross Misdemeanor	1,088	398	540	937	683	254	751	74	101	5	6	0	14	923	0	44	90	4	12	21	1
Misdemeanor	473	278	297	446	336	110	345	58	37	2	4	0	8	438	0	37	147	0	0	11	2
Juvenile	117	165	190	92	67	25	63	15	12	0	2	0	1	91	1	15	4	2	0	2	0
Total	**3,346**	**1,300**	**1,598**	**3,047**	**2,342**	**705**	**2,286**	**362**	**365**	**21**	**13**	**0**	**44**	**3,003**	**5**	**285**	**418**	**101**	**12**	**61**	**6**
Scott (CCA)																					
Felony	1,235	350	469	1,119	819	300	821	152	52	77	17	0	139	980	3	65	50	41	0	13	5
Gross Misdemeanor	1,008	335	467	879	642	237	668	117	43	40	11	0	94	785	0	14	34	1	2	19	1
Misdemeanor	456	252	344	358	275	83	242	43	14	9	50	0	59	299	0	28	92	0	0	5	1
Juvenile	102	121	119	104	73	31	65	25	4	4	6	0	23	81	0	18	8	2	0	2	1
Total	**2,801**	**1,058**	**1,399**	**2,460**	**1,809**	**651**	**1,796**	**337**	**113**	**130**	**84**	**0**	**315**	**2,145**	**3**	**125**	**184**	**44**	**2**	**39**	**8**

	Criminal Sexual Conduct	Crim Vehicle Oper Harm	Crim vehicle Oper Death	Disturbing Peace	Drugs	DWI	Escape/Flight	Forgery	Gambling	Harassment/ Stalking	Homicide	Status/Federal/ Misc.	Kidnapping	Obscenity	Other Person	Property Damage	Robbery	Sex Related	Stolen Property	Theft	Traffic (exclude DWI)	Vehicle Theft	Weapons	Unknown
Pope (DOC/CPO)																								
Felony	6	1	0	0	11	5	1	3	0	0	0	0	0	0	0	0	0	0	0	3	0	0	1	0
Gross Misdemeanor	0	0	0	0	6	47	0	3	0	1	0	0	0	1	0	0	0	0	0	1	2	0	1	0
Misdemeanor	0	0	0	9	3	14	0	2	0	0	0	0	0	1	0	3	0	0	0	1	15	0	0	0
Juvenile	1	0	0	1	2	1	1	0	0	0	0	6	0	0	0	0	0	0	0	1	3	0	0	0
Total	**7**	**1**	**0**	**10**	**22**	**67**	**2**	**8**	**0**	**1**	**0**	**6**	**0**	**2**	**0**	**3**	**0**	**0**	**0**	**6**	**20**	**0**	**2**	**0**
Ramsey (CCA)																								
Felony	270	27	2	6	1,241	241	76	315	0	34	9	9	6	31	1	46	182	39	42	485	5	25	165	19
Gross Misdemeanor	20	26	0	31	110	1,446	4	22	0	12	0	0	1	7	0	10	1	16	4	43	14	0	46	7
Misdemeanor	1	0	0	225	7	705	2	1	0	14	0	18	0	4	0	19	0	20	1	72	177	0	4	8
Juvenile	16	0	2	10	3	0	6	2	0	0	0	2	0	2	1	4	42	0	2	17	0	2	23	19
Total	**307**	**53**	**4**	**272**	**1,361**	**2,392**	**88**	**340**	**0**	**60**	**9**	**29**	**7**	**44**	**2**	**79**	**225**	**75**	**49**	**617**	**196**	**27**	**238**	**53**
Red Lake (CCA)																								
Felony	6	0	0	0	17	2	0	2	0	1	0	0	0	1	0	0	0	0	0	1	0	0	0	0
Gross Misdemeanor	0	1	0	0	1	10	0	0	0	0	0	0	0	0	0	0	0	0	0	0	0	0	0	0
Misdemeanor	0	0	0	0	0	0	0	0	0	0	0	0	0	0	0	0	0	0	0	0	0	0	0	0
Juvenile	0	0	0	0	0	0	0	0	0	0	0	0	0	0	0	0	0	0	0	0	0	0	0	0
Total	**6**	**1**	**0**	**0**	**18**	**12**	**0**	**2**	**0**	**1**	**0**	**0**	**0**	**1**	**0**	**0**	**0**	**0**	**0**	**1**	**0**	**0**	**0**	**0**
Redwood (DOC)																								
Felony	10	0	0	0	67	10	3	14	0	2	0	0	0	1	0	1	2	0	3	9	0	0	3	0
Gross Misdemeanor	3	0	0	1	3	45	0	0	0	1	0	0	0	0	0	1	0	0	0	7	12	0	1	0
Misdemeanor	0	0	0	7	3	21	1	0	0	0	0	3	0	0	0	5	0	0	0	3	5	1	0	0
Juvenile	6	0	0	3	4	0	0	0	0	0	0	2	0	1	0	1	0	0	0	1	1	0	1	0
Total	**19**	**0**	**0**	**11**	**77**	**76**	**4**	**14**	**0**	**3**	**0**	**5**	**0**	**2**	**0**	**8**	**2**	**0**	**3**	**20**	**18**	**1**	**5**	**0**
Renville (DOC)																								
Felony	8	0	0	0	57	14	4	8	0	1	0	0	1	1	0	1	1	0	1	7	0	0	4	0
Gross Misdemeanor	2	0	0	1	7	49	0	0	0	2	0	1	0	0	0	0	0	0	0	0	2	0	0	0
Misdemeanor	0	0	0	12	0	14	0	0	0	2	0	0	0	0	0	0	0	0	0	1	1	0	0	0
Juvenile	1	0	0	2	1	0	0	0	0	0	0	0	0	0	0	0	0	0	0	1	0	0	0	0
Total	**11**	**0**	**0**	**15**	**65**	**77**	**4**	**8**	**0**	**5**	**0**	**1**	**1**	**1**	**0**	**1**	**1**	**0**	**1**	**9**	**3**	**0**	**4**	**0**
Rice (CCA)																								
Felony	48	7	0	0	257	36	5	27	0	6	1	0	2	2	0	3	5	1	6	23	0	1	7	1
Gross Misdemeanor	3	7	1	9	42	184	0	7	0	5	0	1	0	1	0	0	0	0	0	6	4	1	3	0
Misdemeanor	0	0	0	21	1	39	0	0	0	3	0	0	0	0	0	2	0	0	0	4	9	0	1	0
Juvenile	2	0	0	1	5	0	0	1	0	0	0	0	0	0	0	2	0	0	1	3	0	0	0	1
Total	**53**	**14**	**1**	**31**	**305**	**259**	**5**	**35**	**0**	**14**	**1**	**1**	**2**	**3**	**0**	**7**	**5**	**1**	**7**	**36**	**13**	**2**	**11**	**2**
Rock (CCA)																								
Felony	5	1	0	0	17	2	2	3	0	0	0	0	0	0	0	0	0	1	0	3	0	0	0	0
Gross Misdemeanor	0	0	0	0	5	33	0	2	0	0	0	0	0	1	0	1	0	0	0	2	6	0	0	0
Misdemeanor	0	0	0	6	1	22	0	0	0	0	0	0	0	0	0	1	0	0	0	2	2	0	0	0
Juvenile	0	0	0	0	2	1	0	0	0	0	0	1	0	0	0	0	0	0	1	2	2	0	0	0
Total	**5**	**1**	**0**	**6**	**25**	**58**	**2**	**5**	**0**	**0**	**0**	**1**	**0**	**1**	**0**	**2**	**0**	**1**	**1**	**9**	**10**	**0**	**0**	**0**
Roseau (DOC)																								
Felony	13	0	0	0	26	10	3	9	0	0	0	0	0	1	0	0	0	0	1	9	1	0	3	0
Gross Misdemeanor	1	1	0	1	10	26	0	0	0	0	0	0	0	0	0	0	0	0	0	0	0	0	0	0
Misdemeanor	0	0	0	1	0	1	0	0	0	0	0	0	0	0	0	0	0	0	0	0	0	0	0	0
Juvenile	2	0	0	0	3	0	0	0	0	0	0	6	0	0	0	1	0	0	0	2	0	0	0	0
Total	**16**	**1**	**0**	**2**	**39**	**37**	**3**	**9**	**0**	**0**	**0**	**6**	**0**	**1**	**0**	**1**	**0**	**0**	**1**	**11**	**1**	**0**	**3**	**0**
St. Louis (CCA)																								
Felony	118	16	2	2	461	120	27	65	0	13	1	1	6	17	0	12	21	4	19	101	0	3	30	38
Gross Misdemeanor	16	12	0	24	94	563	1	7	0	11	0	1	0	2	0	6	0	1	6	9	8	0	4	0
Misdemeanor	0	0	0	59	1	148	1	1	0	9	0	2	0	0	0	2	0	0	0	7	12	1	1	5
Juvenile	10	0	0	4	8	2	2	0	0	1	0	15	0	0	0	3	3	0	3	11	4	1	1	0
Total	**144**	**28**	**2**	**89**	**564**	**833**	**31**	**73**	**0**	**34**	**1**	**19**	**6**	**19**	**0**	**23**	**24**	**5**	**28**	**128**	**24**	**5**	**36**	**43**
Scott (CCA)																								
Felony	54	4	0	1	567	70	11	66	0	7	1	1	1	9	0	6	14	9	17	89	1	1	13	0
Gross Misdemeanor	7	10	0	5	118	572	1	20	3	5	0	1	0	0	0	10	1	1	6	28	9	0	11	0
Misdemeanor	1	0	0	24	6	170	0	0	0	3	0	2	0	1	0	4	0	0	0	4	11	3	2	1
Juvenile	14	1	0	9	10	1	1	1	0	0	0	4	0	1	0	10	6	0	4	6	1	0	4	0
Total	**76**	**15**	**0**	**39**	**701**	**813**	**13**	**87**	**3**	**15**	**1**	**8**	**1**	**11**	**0**	**30**	**21**	**10**	**27**	**127**	**22**	**4**	**30**	**1**

	2019 Year-end Population	2020 Entries	2020 Removals	2020 Year-end Population	Male	Female	White	Black	American Indian	Asian/Pacific Islander	Other Race	Unknown Race	Hispanic	Not Hispanic	Arson	Assault	Assault-Domestic	Burglary	Crime Against Family	Crime Against Justice	Crime Against Government
Sherburne (CCA)																					
Felony	1,098	233	252	1,089	834	255	863	92	38	9	87	0	26	1,063	2	86	75	43	2	8	5
Gross Misdemeanor	692	173	270	591	427	164	451	44	11	5	80	0	12	579	0	11	25	0	2	4	0
Misdemeanor	430	177	333	268	196	72	156	21	10	1	80	0	6	262	0	13	38	0	1	8	0
Juvenile	108	132	147	93	67	26	54	6	4	2	27	0	3	90	0	7	7	4	0	2	0
Total	**2,328**	**715**	**1,002**	**2,041**	**1,524**	**517**	**1,524**	**163**	**63**	**17**	**274**	**0**	**47**	**1,994**	**2**	**117**	**145**	**47**	**5**	**22**	**5**
Sibley (DOC)																					
Felony	91	39	25	104	72	32	82	7	1	0	14	0	17	87	0	8	7	2	1	2	0
Gross Misdemeanor	79	43	34	87	68	19	66	4	1	0	16	0	10	77	0	6	4	0	0	3	0
Misdemeanor	37	33	25	47	35	12	34	1	0	0	12	0	6	41	0	4	8	0	0	2	0
Juvenile	32	23	29	26	20	6	5	0	0	0	21	0	1	25	0	2	5	0	0	0	0
Total	**239**	**138**	**113**	**264**	**195**	**69**	**187**	**12**	**2**	**0**	**63**	**0**	**34**	**230**	**0**	**20**	**24**	**2**	**1**	**7**	**0**
Stearns (CCA)																					
Felony	1,235	409	518	1,143	885	258	797	244	48	12	42	0	80	1,063	4	132	120	50	2	13	1
Gross Misdemeanor	701	283	357	623	506	117	434	106	16	5	62	0	58	565	0	33	35	1	2	7	1
Misdemeanor	665	381	435	598	452	146	350	109	15	6	118	0	59	539	0	37	85	0	0	19	1
Juvenile	222	134	201	155	109	46	62	51	5	2	35	0	9	146	2	21	9	5	0	0	0
Total	**2,823**	**1,207**	**1,511**	**2,519**	**1,952**	**567**	**1,643**	**510**	**84**	**25**	**257**	**0**	**206**	**2,313**	**6**	**223**	**249**	**56**	**4**	**39**	**3**
Steele (CCA)																					
Felony	298	87	116	274	211	63	147	21	1	2	103	0	22	252	1	21	36	16	2	6	2
Gross Misdemeanor	172	93	88	182	144	38	51	6	0	1	124	0	5	177	0	5	12	0	0	0	0
Misdemeanor	202	163	148	208	146	62	17	3	0	0	188	0	2	206	0	7	23	0	0	5	1
Juvenile	53	32	56	29	24	5	4	4	0	0	21	0	0	29	1	3	0	1	0	1	0
Total	**725**	**375**	**408**	**693**	**525**	**168**	**219**	**34**	**1**	**3**	**436**	**0**	**29**	**664**	**2**	**36**	**71**	**17**	**2**	**12**	**3**
Stevens (DOC/CPO)																					
Felony	38	25	18	45	30	15	36	6	2	0	1	0	4	41	0	4	3	5	1	2	0
Gross Misdemeanor	68	16	29	56	43	13	8	1	0	0	47	0	0	56	0	1	4	1	0	2	0
Misdemeanor	39	13	24	27	20	7	3	0	0	0	24	0	0	27	0	1	8	0	0	1	0
Juvenile	6	8	5	9	8	1	0	0	0	0	9	0	0	9	0	1	1	0	0	0	0
Total	**151**	**62**	**76**	**137**	**101**	**36**	**47**	**7**	**2**	**0**	**81**	**0**	**4**	**133**	**0**	**7**	**16**	**6**	**1**	**5**	**0**
Swift (CCA)																					
Felony	74	33	41	64	44	20	51	4	1	3	5	0	2	62	0	6	5	2	0	1	0
Gross Misdemeanor	43	23	29	39	24	15	31	0	0	6	2	0	3	36	0	1	3	0	1	3	0
Misdemeanor	34	26	23	37	22	15	22	7	2	2	4	0	1	36	0	4	8	0	0	0	0
Juvenile	10	9	13	6	4	2	5	1	0	0	0	0	0	6	0	0	0	0	0	0	0
Total	**161**	**91**	**106**	**146**	**94**	**52**	**109**	**12**	**3**	**11**	**11**	**0**	**6**	**140**	**0**	**11**	**16**	**2**	**1**	**4**	**0**
Todd (CCA)																					
Felony	136	62	74	127	101	26	120	0	2	2	3	0	15	112	0	7	6	6	1	2	1
Gross Misdemeanor	121	60	64	115	90	25	105	3	3	0	4	0	18	97	0	3	2	0	0	1	0
Misdemeanor	64	77	66	74	56	18	64	6	1	1	2	0	7	67	0	3	12	0	0	1	0
Juvenile	24	30	36	18	11	7	15	0	0	1	2	0	3	15	0	1	3	0	0	0	0
Total	**345**	**229**	**240**	**334**	**258**	**76**	**304**	**9**	**6**	**4**	**11**	**0**	**43**	**291**	**0**	**14**	**23**	**6**	**1**	**4**	**1**
Traverse (DOC/CPO)																					
Felony	23	16	13	26	21	5	16	2	7	0	1	0	0	26	2	3	4	2	0	0	0
Gross Misdemeanor	19	7	8	19	11	8	2	1	0	0	16	0	0	19	0	4	1	0	0	1	0
Misdemeanor	15	3	8	9	7	2	1	0	0	0	8	0	0	9	0	1	1	0	0	0	0
Juvenile	17	2	12	7	4	3	0	0	0	0	7	0	0	7	0	0	0	2	0	0	1
Total	**74**	**28**	**41**	**61**	**43**	**18**	**19**	**3**	**7**	**0**	**32**	**0**	**0**	**61**	**2**	**8**	**6**	**4**	**0**	**1**	**1**
Wabasha (DOC/CPO)																					
Felony	130	42	62	110	85	25	102	6	0	0	2	0	4	106	1	6	15	0	1	1	0
Gross Misdemeanor	115	47	63	98	70	28	86	7	2	1	2	0	7	91	0	3	3	0	0	2	0
Misdemeanor	97	73	86	85	61	24	78	3	0	0	4	0	5	80	0	2	10	0	0	0	0
Juvenile	24	24	27	21	17	4	18	1	0	0	2	0	1	20	0	2	2	1	0	0	0
Total	**366**	**186**	**238**	**314**	**233**	**81**	**284**	**17**	**2**	**1**	**10**	**0**	**17**	**297**	**1**	**13**	**30**	**1**	**1**	**3**	**0**
Wadena (CCA)																					
Felony	109	46	58	98	73	25	90	2	4	0	2	0	3	95	0	12	6	9	0	1	1
Gross Misdemeanor	86	39	48	76	53	23	68	2	4	0	2	0	1	75	0	3	5	1	0	2	1
Misdemeanor	36	41	33	44	29	15	38	1	1	0	4	0	0	44	0	1	10	0	0	0	0
Juvenile	18	17	16	19	14	5	17	1	0	0	1	0	0	19	0	0	3	0	0	0	2
Total	**249**	**143**	**155**	**237**	**169**	**68**	**213**	**6**	**9**	**0**	**9**	**0**	**4**	**233**	**0**	**16**	**24**	**10**	**0**	**3**	**4**

	Criminal Sexual Conduct	Oper Harm Crim Vehicle	Crim vehicle Oper Death	Disturbing Peace	Drugs	DWI	Escape/Flight	Forgery	Gambling	Harassment/ Stalking	Homicide	Status/Federal/ Misc.	Kidnapping	Obscenity	Other Person	Property Damage	Robbery	Sex Related	Stolen Property	Theft	Traffic (exclude DWI)	Vehicle Theft	Weapons	Unknown
Sherburne (CCA)																								
Felony	87	8	3	1	451	70	14	73	0	8	0	1	2	6	0	7	13	2	12	80	1	0	29	0
Gross Misdemeanor	3	6	0	3	61	411	1	6	0	7	0	2	0	2	0	4	0	0	1	9	26	0	6	1
Misdemeanor	0	1	0	41	7	90	0	4	0	4	0	2	0	0	0	4	0	0	0	19	31	2	3	0
Juvenile	4	0	0	3	9	3	2	0	0	0	0	4	0	1	0	1	1	0	1	3	39	1	0	1
Total	**94**	**15**	**3**	**48**	**528**	**574**	**17**	**83**	**0**	**19**	**0**	**9**	**2**	**9**	**0**	**16**	**14**	**2**	**14**	**111**	**97**	**3**	**38**	**2**
Sibley (DOC)																								
Felony	10	1	1	0	38	3	3	7	0	1	0	0	1	2	0	1	0	0	2	11	0	0	2	1
Gross Misdemeanor	1	1	0	1	10	45	1	4	0	5	0	0	0	1	0	2	0	0	0	2	0	0	1	0
Misdemeanor	0	0	0	6	0	22	0	0	0	2	0	0	0	0	0	0	0	0	0	0	2	1	0	0
Juvenile	2	0	0	4	1	0	0	0	0	0	0	3	0	0	0	4	0	0	1	3	0	0	1	0
Total	**13**	**2**	**1**	**11**	**49**	**70**	**4**	**11**	**0**	**8**	**0**	**3**	**1**	**3**	**0**	**7**	**0**	**0**	**3**	**16**	**2**	**1**	**4**	**1**
Stearns (CCA)																								
Felony	106	7	3	2	337	81	15	73	0	9	2	0	1	11	1	9	21	5	13	100	1	0	21	3
Gross Misdemeanor	11	7	0	10	40	420	1	12	0	6	0	0	0	1	0	8	0	5	2	12	7	0	2	0
Misdemeanor	0	0	0	99	6	216	5	4	0	12	0	19	0	3	0	10	0	9	1	36	34	1	1	0
Juvenile	8	2	0	27	9	1	4	3	0	0	0	19	1	3	0	5	9	0	2	18	3	0	4	0
Total	**125**	**16**	**3**	**138**	**392**	**718**	**25**	**92**	**0**	**27**	**2**	**38**	**2**	**18**	**1**	**32**	**30**	**19**	**18**	**166**	**45**	**1**	**28**	**3**
Steele (CCA)																								
Felony	30	3	0	0	85	14	4	13	0	4	0	0	0	3	0	2	2	2	3	14	0	0	5	6
Gross Misdemeanor	0	3	0	1	28	92	0	5	0	8	0	1	0	0	0	0	0	0	0	2	23	0	2	0
Misdemeanor	0	0	0	10	0	103	1	1	0	1	0	3	0	0	0	5	0	0	1	20	19	1	1	6
Juvenile	4	0	0	2	1	0	1	0	0	1	0	4	0	0	0	4	0	0	0	2	4	0	0	0
Total	**34**	**6**	**0**	**13**	**114**	**209**	**6**	**19**	**0**	**14**	**0**	**8**	**0**	**3**	**0**	**11**	**2**	**2**	**4**	**38**	**46**	**1**	**8**	**12**
Stevens (DOC/CPO)																								
Felony	7	0	0	0	15	3	1	1	0	0	0	0	0	0	0	0	1	0	0	2	0	0	0	0
Gross Misdemeanor	0	2	0	0	4	34	0	1	0	1	0	0	0	3	0	2	0	0	0	1	0	0	0	0
Misdemeanor	0	0	0	7	0	5	0	0	0	1	0	0	0	0	0	1	0	1	0	1	1	0	0	0
Juvenile	1	0	0	1	1	1	0	0	0	0	0	1	0	0	0	1	0	0	0	0	0	1	0	0
Total	**8**	**2**	**0**	**8**	**20**	**43**	**1**	**2**	**0**	**2**	**0**	**1**	**0**	**3**	**0**	**4**	**1**	**1**	**0**	**4**	**1**	**1**	**0**	**0**
Swift (CCA)																								
Felony	8	0	0	0	33	3	1	0	0	0	0	0	0	0	0	1	0	0	1	3	0	0	0	0
Gross Misdemeanor	0	0	0	0	4	24	0	1	0	0	0	0	0	0	0	0	0	0	0	0	2	0	0	0
Misdemeanor	0	0	0	5	1	16	0	0	0	1	0	0	0	0	0	0	0	0	0	0	2	0	0	0
Juvenile	0	0	0	2	2	1	0	0	0	0	0	1	0	0	0	0	0	0	0	0	0	0	0	0
Total	**8**	**0**	**0**	**7**	**40**	**44**	**1**	**1**	**0**	**1**	**0**	**1**	**0**	**0**	**0**	**1**	**0**	**0**	**1**	**3**	**4**	**0**	**0**	**0**
Todd (CCA)																								
Felony	15	3	0	0	47	10	4	4	0	1	1	0	0	1	0	0	1	0	1	6	0	0	10	0
Gross Misdemeanor	2	0	0	1	12	82	0	4	0	0	0	0	0	0	0	1	0	0	1	0	5	0	1	0
Misdemeanor	0	0	0	15	1	33	0	0	0	0	0	2	0	1	0	2	0	0	0	1	3	0	0	0
Juvenile	0	0	0	5	2	1	1	0	0	0	0	2	0	0	0	0	0	0	0	2	1	0	0	0
Total	**17**	**3**	**0**	**21**	**62**	**126**	**5**	**8**	**0**	**1**	**1**	**4**	**0**	**2**	**0**	**3**	**1**	**0**	**2**	**9**	**9**	**0**	**11**	**0**
Traverse (DOC/CPO)																								
Felony	2	1	0	0	5	3	0	1	0	0	0	0	0	0	1	0	0	0	0	1	0	0	1	0
Gross Misdemeanor	0	0	0	0	0	9	0	1	0	0	0	0	0	0	0	0	0	0	0	0	0	0	3	0
Misdemeanor	0	0	0	4	1	1	0	0	0	0	0	0	0	0	0	1	0	0	0	0	0	0	0	0
Juvenile	0	0	0	0	2	0	0	0	0	0	0	0	0	0	0	0	0	0	0	0	1	1	0	0
Total	**2**	**1**	**0**	**4**	**8**	**13**	**0**	**2**	**0**	**0**	**0**	**0**	**0**	**0**	**1**	**1**	**0**	**0**	**0**	**1**	**1**	**1**	**4**	**0**
Wabasha (DOC/CPO)																								
Felony	11	1	0	0	49	6	3	4	0	0	0	0	0	1	1	0	1	0	1	5	0	0	3	0
Gross Misdemeanor	2	1	0	3	13	46	0	4	0	3	0	2	0	0	0	1	0	0	0	3	11	0	1	0
Misdemeanor	0	0	0	7	1	52	0	2	0	1	0	0	0	0	0	3	0	0	0	4	3	0	0	0
Juvenile	1	0	0	0	2	1	0	0	0	0	0	3	0	0	0	2	0	0	0	1	5	1	0	0
Total	**14**	**2**	**0**	**10**	**65**	**105**	**3**	**10**	**0**	**4**	**0**	**5**	**0**	**1**	**1**	**6**	**1**	**0**	**1**	**13**	**19**	**1**	**4**	**0**
Wadena (CCA)																								
Felony	16	0	0	0	36	1	0	3	0	0	0	0	0	0	0	0	0	1	2	7	1	0	1	1
Gross Misdemeanor	0	0	0	2	4	48	1	1	0	0	0	0	0	0	0	1	0	0	0	2	5	0	0	0
Misdemeanor	1	0	0	4	0	27	0	0	0	1	0	0	0	0	0	0	0	0	0	0	0	0	0	0
Juvenile	1	0	0	4	1	1	1	0	0	1	0	0	0	0	0	0	0	0	0	5	0	0	0	0
Total	**18**	**0**	**0**	**10**	**41**	**77**	**2**	**4**	**0**	**2**	**0**	**0**	**0**	**0**	**0**	**1**	**0**	**1**	**2**	**14**	**6**	**0**	**1**	**1**

	2019 Year-end Population	2020 Entries	2020 Removals	2020 Year-end Population	Male	Female	White	Black	American Indian	Asian/Pacific Islander	Other Race	Unknown Race	Hispanic	Not Hispanic	Arson	Assault	Assault-Domestic	Burglary	Crime Against Family	Crime Against Justice	Crime Against Government
Waseca (DOC/CPO)																					
Felony	111	52	48	116	81	35	99	8	0	1	8	0	4	112	0	12	5	7	3	1	0
Gross Misdemeanor	117	57	71	104	78	26	70	12	0	0	22	0	5	99	0	2	8	0	0	10	0
Misdemeanor	104	74	87	89	58	31	48	6	0	1	34	0	4	85	0	8	19	0	0	1	2
Juvenile	15	25	26	14	13	1	9	0	0	0	5	0	0	14	0	3	0	0	0	0	0
Total	**347**	**208**	**232**	**323**	**230**	**93**	**226**	**26**	**0**	**2**	**69**	**0**	**13**	**310**	**0**	**25**	**32**	**7**	**3**	**12**	**2**
Washington (CCA)																					
Felony	1,094	542	545	1,095	852	243	800	179	36	37	43	0	62	1,033	5	94	79	61	2	8	4
Gross Misdemeanor	1,273	349	546	1,088	817	271	788	113	18	50	119	0	60	1,028	0	12	29	3	1	16	4
Misdemeanor	1,525	465	907	1,067	776	291	621	113	28	45	260	0	71	996	0	20	62	1	0	10	3
Juvenile	156	159	195	120	83	37	48	23	2	1	46	0	4	116	0	14	2	3	0	3	1
Total	**4,048**	**1,515**	**2,193**	**3,370**	**2,528**	**842**	**2,257**	**428**	**84**	**133**	**468**	**0**	**197**	**3,173**	**5**	**140**	**172**	**68**	**3**	**37**	**12**
Watonwan (DOC)																					
Felony	122	38	41	121	91	30	115	3	0	3	0	0	49	72	0	9	5	3	2	3	0
Gross Misdemeanor	47	22	21	48	40	8	47	1	0	0	0	0	17	31	0	4	2	0	0	1	0
Misdemeanor	40	49	41	46	40	6	46	0	0	0	0	0	16	30	0	1	8	0	0	0	0
Juvenile	16	10	16	10	7	3	9	0	0	0	1	0	3	7	0	1	1	0	0	0	0
Total	**225**	**119**	**119**	**225**	**178**	**47**	**217**	**4**	**0**	**3**	**1**	**0**	**85**	**140**	**0**	**15**	**16**	**3**	**2**	**4**	**0**
Wilkin (DOC/CPO)																					
Felony	69	31	34	65	45	20	49	4	7	0	5	0	1	64	0	6	2	4	0	1	0
Gross Misdemeanor	81	28	24	85	61	24	6	0	0	1	78	0	0	85	0	2	3	0	0	1	0
Misdemeanor	42	14	18	39	24	15	2	0	1	0	36	0	0	39	0	4	6	0	0	1	0
Juvenile	16	15	13	18	12	6	3	0	0	0	15	0	0	18	0	1	1	0	0	0	1
Total	**208**	**88**	**89**	**207**	**142**	**65**	**60**	**4**	**8**	**1**	**134**	**0**	**1**	**206**	**0**	**13**	**12**	**4**	**0**	**3**	**1**
Winona (DOC)																					
Felony	415	60	152	325	261	64	261	54	6	1	3	0	11	314	0	29	25	13	3	4	0
Gross Misdemeanor	225	78	111	189	132	57	150	28	3	2	6	0	13	176	0	9	14	0	2	5	0
Misdemeanor	143	68	91	121	96	25	97	15	0	2	7	0	11	110	0	7	18	0	0	2	1
Juvenile	46	31	26	51	36	15	39	8	0	0	4	0	4	47	0	11	6	0	0	1	2
Total	**829**	**237**	**380**	**686**	**525**	**161**	**547**	**105**	**9**	**5**	**20**	**0**	**39**	**647**	**0**	**56**	**63**	**13**	**5**	**12**	**3**
Wright (DOC/CPO)																					
Felony	846	243	292	801	614	187	706	72	11	9	3	0	25	776	2	61	45	27	2	9	3
Gross Misdemeanor	831	316	386	770	583	187	685	48	14	3	20	0	32	738	1	23	31	5	1	7	4
Misdemeanor	656	341	479	505	385	120	362	33	13	4	93	0	39	466	0	20	71	0	0	5	2
Juvenile	177	117	190	104	79	25	65	12	3	1	23	0	0	104	0	13	5	1	0	0	1
Total	**2,510**	**1,017**	**1,347**	**2,180**	**1,661**	**519**	**1,818**	**165**	**41**	**17**	**139**	**0**	**96**	**2,084**	**3**	**117**	**152**	**33**	**3**	**21**	**10**
Yellow Medicine (CCA)																					
Felony	76	37	38	76	52	24	54	3	13	0	6	0	4	72	0	10	2	2	0	0	0
Gross Misdemeanor	51	18	31	37	29	8	27	1	5	1	3	0	4	33	0	1	4	0	0	0	0
Misdemeanor	27	22	29	20	13	7	13	1	4	0	2	0	1	19	0	0	4	0	0	0	0
Juvenile	5	4	4	5	4	1	5	0	0	0	0	0	1	4	0	2	1	0	0	0	0
Total	**159**	**81**	**102**	**138**	**98**	**40**	**99**	**5**	**22**	**1**	**11**	**0**	**10**	**128**	**0**	**13**	**11**	**2**	**0**	**0**	**0**

	Criminal Sexual Conduct	Oper Harm	Crim Vehicle	Crim vehicle Oper Death	Disturbing Peace	Drugs	DWI	Escape/Flight	Forgery	Gambling	Harassment/ Stalking	Homicide	Status/Federal/ Misc.	Kidnapping	Obscenity	Other Person	Property Damage	Robbery	Sex Related	Stolen Property	Theft	Traffic (exclude DWI)	Vehicle Theft	Weapons	Unknown
Waseca (DOC/CPO)																									
Felony	14	0	0	0	40	8	1	4	0	5	0	0	0	1	0	3	1	1	0	8	0	0	2	0	
Gross Misdemeanor	2	0	0	2	7	45	0	5	0	5	0	0	0	0	0	0	0	0	0	4	14	0	0	0	
Misdemeanor	0	0	0	7	0	27	0	0	0	2	0	0	0	0	0	3	0	0	0	9	11	0	0	0	
Juvenile	3	0	0	1	1	0	0	0	0	0	0	0	0	0	0	2	0	0	0	2	1	0	1	0	
Total	**19**	**0**	**0**	**10**	**48**	**80**	**1**	**9**	**0**	**12**	**0**	**0**	**0**	**1**	**0**	**8**	**1**	**1**	**0**	**23**	**26**	**0**	**3**	**0**	
Washington (CCA)																									
Felony	67	13	4	3	340	84	15	80	1	9	5	11	2	10	2	7	17	15	26	110	1	4	14	2	
Gross Misdemeanor	9	12	0	17	63	818	1	13	0	1	0	14	0	1	1	4	0	4	3	25	32	0	4	1	
Misdemeanor	2	0	0	119	6	596	0	4	0	10	0	13	0	2	0	11	0	5	0	85	108	2	8	0	
Juvenile	6	0	0	27	13	1	4	3	0	0	0	6	0	4	0	2	2	0	1	14	10	0	3	1	
Total	**84**	**25**	**4**	**166**	**422**	**1,499**	**20**	**100**	**1**	**20**	**5**	**44**	**2**	**17**	**3**	**24**	**19**	**24**	**30**	**234**	**151**	**6**	**29**	**4**	
Watonwan (DOC)																									
Felony	25	1	0	0	37	4	1	14	0	1	0	0	0	3	0	2	0	2	0	7	0	0	2	0	
Gross Misdemeanor	6	0	1	1	5	20	0	0	0	1	0	0	0	1	0	1	0	0	0	3	2	0	0	0	
Misdemeanor	0	0	0	9	0	21	1	0	0	1	0	1	0	0	0	0	0	0	1	1	2	0	0	0	
Juvenile	2	0	0	1	0	0	1	0	0	0	0	0	0	0	0	3	0	0	0	1	0	0	0	0	
Total	**33**	**1**	**1**	**11**	**42**	**45**	**3**	**14**	**0**	**3**	**0**	**1**	**0**	**4**	**0**	**6**	**0**	**2**	**1**	**12**	**4**	**0**	**2**	**0**	
Wilkin (DOC/CPO)																									
Felony	4	0	0	0	26	6	0	6	0	0	0	0	0	0	0	0	1	0	2	3	1	0	3	0	
Gross Misdemeanor	0	2	0	1	15	56	0	0	0	1	0	1	0	1	0	0	0	0	0	0	1	0	1	0	
Misdemeanor	0	0	0	9	2	8	0	0	0	0	0	0	0	0	0	3	0	0	0	2	3	1	0	0	
Juvenile	1	0	0	1	2	3	0	1	0	0	0	2	0	0	0	1	0	0	1	0	1	0	1	1	
Total	**5**	**2**	**0**	**11**	**45**	**73**	**0**	**7**	**0**	**1**	**0**	**3**	**0**	**1**	**0**	**4**	**1**	**0**	**3**	**5**	**6**	**1**	**5**	**1**	
Winona (DOC)																									
Felony	35	1	3	0	119	24	5	16	0	7	1	0	0	5	0	1	6	2	3	14	0	2	7	0	
Gross Misdemeanor	8	2	0	2	22	91	0	1	0	6	0	0	0	1	0	4	0	0	1	8	11	0	2	0	
Misdemeanor	0	0	0	9	1	62	0	0	0	2	0	0	0	0	0	1	0	0	0	4	14	0	0	0	
Juvenile	6	0	0	4	3	0	0	0	0	0	0	3	0	0	0	8	0	0	0	6	0	0	1	0	
Total	**49**	**3**	**3**	**15**	**145**	**177**	**5**	**17**	**0**	**15**	**1**	**3**	**0**	**6**	**0**	**14**	**6**	**2**	**4**	**32**	**25**	**2**	**10**	**0**	
Wright (DOC/CPO)																									
Felony	76	8	3	1	296	45	18	55	0	10	1	0	1	9	0	10	5	2	14	75	1	2	19	1	
Gross Misdemeanor	7	9	0	5	79	532	0	8	0	5	0	0	1	2	0	4	0	2	4	26	9	0	5	0	
Misdemeanor	0	0	0	44	6	188	2	2	0	8	0	7	0	0	0	3	0	0	0	26	120	0	1	0	
Juvenile	12	0	0	9	19	2	4	0	0	1	0	5	0	0	0	11	0	0	1	10	7	1	2	0	
Total	**95**	**17**	**3**	**59**	**400**	**767**	**24**	**65**	**0**	**24**	**1**	**12**	**2**	**11**	**0**	**28**	**5**	**4**	**19**	**137**	**137**	**3**	**27**	**1**	
Yellow Medicine (CCA)																									
Felony	5	0	0	0	33	6	0	5	0	0	0	0	0	0	0	2	1	0	1	6	0	0	3	0	
Gross Misdemeanor	3	0	0	0	3	22	0	2	0	0	0	0	0	0	0	0	0	0	0	1	1	0	0	0	
Misdemeanor	0	0	0	5	0	10	0	0	0	0	0	0	0	0	0	0	0	0	0	0	1	0	0	0	
Juvenile	1	1	0	0	0	0	0	0	0	0	0	0	0	0	0	0	0	0	0	0	0	0	0	0	
Total	**9**	**1**	**0**	**5**	**36**	**38**	**0**	**7**	**0**	**0**	**0**	**0**	**0**	**0**	**0**	**2**	**1**	**0**	**1**	**7**	**2**	**0**	**3**	**0**	

	2019 Year-end Population	2020 Entries	2020 Removals	2020 Year-end Population	Male	Female	White	Black	American Indian	Asian/Pacific Islander	Other Race	Unknown Race	Hispanic	Not Hispanic	Arson	Assault	Assault-Domestic	Burglary	Crime Against Family	Crime Against Justice	Crime Against Government
CCA Agencies																					
Felony	33,338	8,922	12,200	30,355	23,682	6,673	18,228	8,025	1,454	1,057	1,591	0	2,003	28,352	82	2,976	2,574	1,504	61	447	72
Gross Misdemeanor	23,280	6,590	10,176	19,649	14,468	5,181	12,500	3,808	625	676	2,040	0	1,244	18,405	6	528	996	49	84	212	35
Misdemeanor	14,060	6,346	9,500	10,656	8,046	2,610	5,734	2,089	300	334	2,199	0	841	9,815	1	441	1,788	5	4	157	44
Juvenile	3,202	2,646	3,410	2,438	1,883	555	997	806	98	44	493	0	218	2,220	12	369	123	96	0	40	7
Total	**73,880**	**24,504**	**35,286**	**63,098**	**48,079**	**15,019**	**37,459**	**14,728**	**2,477**	**2,111**	**6,323**	**0**	**4,306**	**58,792**	**101**	**4,314**	**5,481**	**1,654**	**149**	**856**	**158**
CPO Agencies																					
Felony	0	0	0	0	0	0	0	0	0	0	0	0	0	0	0	0	0	0	0	0	0
Gross Misdemeanor	6,078	2,457	3,034	5,550	4,084	1,466	4,060	256	407	64	763	0	187	5,363	2	133	297	19	20	111	30
Misdemeanor	4,442	2,335	3,262	3,448	2,491	957	2,204	183	137	33	891	0	133	3,315	0	144	550	1	1	66	12
Juvenile	1,244	988	1,176	1,056	757	299	515	62	67	15	397	0	50	1,006	8	128	47	47	0	26	10
Total	**11,764**	**5,780**	**7,472**	**10,054**	**7,332**	**2,722**	**6,779**	**501**	**611**	**112**	**2,051**	**0**	**370**	**9,684**	**10**	**405**	**894**	**67**	**21**	**203**	**52**
DOC Agencies																					
Felony	12,174	3,409	4,361	11,309	8,403	2,906	8,775	749	1,486	128	171	0	552	10,757	54	985	843	623	43	192	29
Gross Misdemeanor	3,058	1,194	1,507	2,721	1,996	725	2,116	169	317	28	91	0	213	2,508	0	86	217	8	17	43	14
Misdemeanor	1,914	1,168	1,471	1,566	1,165	401	1,220	120	95	16	115	0	138	1,428	1	75	385	0	0	28	3
Juvenile	839	625	757	707	510	197	440	51	101	3	112	0	58	649	7	119	52	35	0	9	4
Total	**17,985**	**6,396**	**8,096**	**16,303**	**12,074**	**4,229**	**12,551**	**1,089**	**1,999**	**175**	**489**	**0**	**961**	**15,342**	**62**	**1,265**	**1,497**	**666**	**60**	**272**	**50**
7-County Metro																					
Felony	22,852	5,998	8,466	20,564	16,163	4,401	10,811	6,850	834	899	1,170	0	1,272	19,292	60	2,030	1,779	1,018	41	295	50
Gross Misdemeanor	17,014	4,451	7,076	14,378	10,522	3,856	8,464	3,301	329	619	1,665	0	868	13,510	5	354	692	37	43	146	29
Misdemeanor	10,786	4,581	7,141	8,057	6,089	1,968	4,007	1,776	182	306	1,786	0	624	7,433	1	287	1,251	4	2	100	34
Juvenile	2,042	1,687	2,167	1,562	1,252	310	503	659	52	32	316	0	159	1,403	4	238	61	60	0	31	5
Total	**52,694**	**16,717**	**24,850**	**44,561**	**34,026**	**10,535**	**23,785**	**12,586**	**1,397**	**1,856**	**4,937**	**0**	**2,923**	**41,638**	**70**	**2,909**	**3,783**	**1,119**	**86**	**572**	**118**
Non-Metro Counties																					
Felony	22,660	6,333	8,095	21,100	15,922	5,178	16,192	1,924	2,106	286	592	0	1,283	19,817	76	1,931	1,638	1,109	63	344	51
Gross Misdemeanor	15,402	5,790	7,641	13,542	10,026	3,516	10,212	932	1,020	149	1,229	0	776	12,766	3	393	818	39	78	220	50
Misdemeanor	9,630	5,268	7,092	7,613	5,613	2,000	5,151	616	350	77	1,419	0	488	7,125	1	373	1,472	2	3	151	25
Juvenile	3,243	2,572	3,176	2,639	1,898	741	1,449	260	214	30	686	0	167	2,472	23	378	161	118	0	44	16
Total	**50,935**	**19,963**	**26,004**	**44,894**	**33,459**	**11,435**	**33,004**	**3,732**	**3,690**	**542**	**3,926**	**0**	**2,714**	**42,180**	**103**	**3,075**	**4,089**	**1,268**	**144**	**759**	**142**
Minnesota (Statewide)																					
Felony	45,512	12,331	16,561	41,664	32,085	9,579	27,003	8,774	2,940	1,185	1,762	0	2,555	39,109	136	3,961	3,417	2,127	104	639	101
Gross Misdemeanor	32,416	10,241	14,717	27,920	20,548	7,372	18,676	4,233	1,349	768	2,894	0	1,644	26,276	8	747	1,510	76	121	366	79
Misdemeanor	20,416	9,849	14,233	15,670	11,702	3,968	9,158	2,392	532	383	3,205	0	1,112	14,558	2	660	2,723	6	5	251	59
Juvenile	5,285	4,259	5,343	4,201	3,150	1,051	1,952	919	266	62	1,002	0	326	3,875	27	616	222	178	0	75	21
Total	**103,629**	**36,680**	**50,854**	**89,455**	**67,485**	**21,970**	**56,789**	**16,318**	**5,087**	**2,398**	**8,863**	**0**	**5,637**	**83,818**	**173**	**5,984**	**7,872**	**2,387**	**230**	**1,331**	**260**

	Criminal Sexual Conduct	Crim Vehicle Oper Harm	Crim vehicle Oper Death	Disturbing Peace	Drugs	DWI	Escape/Flight	Forgery	Gambling	Harassment/ Stalking	Homicide	Status/Federal/ Misc.	Kidnapping	Obscenity	Other Person	Property Damage	Robbery	Sex Related	Stolen Property	Theft	Traffic (exclude DWI)	Vehicle Theft	Weapons	Unknown
CCA Agencies																								
Felony	2,061	243	45	57	9,859	2,259	492	1,812	1	279	60	80	46	264	12	242	797	243	355	2,514	21	49	769	79
Gross Misdemeanor	203	206	1	258	1,220	14,298	42	210	5	142	0	71	1	37	5	132	5	53	40	347	258	1	192	12
Misdemeanor	13	4	0	1,409	64	4,743	13	22	0	128	0	90	0	32	4	129	0	43	14	466	962	14	41	25
Juvenile	208	6	2	184	160	24	50	31	0	19	6	158	3	24	1	90	210	1	33	256	157	9	112	47
Total	**2,485**	**459**	**48**	**1,908**	**11,303**	**21,324**	**597**	**2,075**	**6**	**568**	**66**	**399**	**50**	**357**	**22**	**593**	**1,012**	**340**	**442**	**3,583**	**1,398**	**73**	**1,114**	**163**
CPO Agencies																								
Felony	0	0	0	0	0	0	0	0	0	0	0	0	0	0	0	0	0	0	0	0	0	0	0	0
Gross Misdemeanor	43	64	0	66	686	3,259	13	107	5	68	0	21	1	12	2	45	0	7	19	133	332	2	47	6
Misdemeanor	1	0	0	427	46	1,193	6	21	0	48	0	22	0	9	1	77	0	2	7	260	519	12	15	8
Juvenile	85	0	1	85	100	25	14	7	0	6	4	132	0	0	0	67	7	0	7	88	74	12	16	60
Total	**129**	**64**	**1**	**578**	**832**	**4,477**	**33**	**135**	**5**	**122**	**4**	**175**	**1**	**21**	**3**	**189**	**7**	**9**	**33**	**481**	**925**	**26**	**78**	**74**
DOC Agencies																								
Felony	948	78	21	12	4,192	824	218	631	0	106	14	2	16	94	6	91	88	35	151	728	6	20	244	15
Gross Misdemeanor	55	26	1	33	375	1,548	4	37	0	34	0	7	0	5	0	26	0	1	8	64	89	2	17	4
Misdemeanor	1	0	0	225	15	495	9	5	0	21	0	18	0	4	0	38	0	1	2	77	149	4	9	1
Juvenile	72	1	0	54	56	11	14	2	0	2	1	49	0	8	1	59	8	1	6	81	30	7	13	5
Total	**1,076**	**105**	**22**	**324**	**4,638**	**2,878**	**245**	**675**	**0**	**163**	**15**	**76**	**16**	**111**	**7**	**214**	**96**	**38**	**167**	**950**	**274**	**33**	**283**	**25**
7-County Metro																								
Felony	1,250	174	30	45	6,185	1,493	357	1,351	1	167	53	75	29	193	7	178	691	211	256	1,916	17	38	546	28
Gross Misdemeanor	127	146	0	178	659	10,859	37	136	5	83	0	65	1	25	2	93	5	41	27	258	157	0	156	12
Misdemeanor	9	3	0	1,064	46	3,581	5	9	0	77	0	55	0	31	2	88	0	30	14	395	910	10	34	15
Juvenile	131	2	2	118	87	8	33	21	0	9	6	41	1	14	1	48	192	0	21	177	98	8	100	45
Total	**1,517**	**325**	**32**	**1,405**	**6,977**	**15,941**	**432**	**1,517**	**6**	**336**	**59**	**236**	**31**	**263**	**12**	**407**	**888**	**282**	**318**	**2,746**	**1,182**	**56**	**836**	**100**
Non Metro Counties																								
Felony	1,759	147	36	24	7,866	1,590	353	1,092	0	218	21	7	33	165	11	155	194	67	250	1,326	10	31	467	66
Gross Misdemeanor	174	150	2	179	1,622	8,246	22	218	5	161	0	34	1	29	5	110	0	20	40	286	522	5	100	10
Misdemeanor	6	1	0	997	79	2,850	23	39	0	120	0	75	0	14	3	156	0	16	9	408	720	20	31	19
Juvenile	234	5	1	205	229	52	45	19	0	18	5	298	2	18	1	168	33	2	25	248	163	20	41	67
Total	**2,173**	**303**	**39**	**1,405**	**9,796**	**12,738**	**443**	**1,368**	**5**	**517**	**26**	**414**	**36**	**226**	**20**	**589**	**227**	**105**	**324**	**2,268**	**1,415**	**76**	**639**	**162**
Minnesota (Statewide)																								
Felony	3,009	321	66	69	14,051	3,083	710	2,443	1	385	74	82	62	358	18	333	885	278	506	3,242	27	69	1,013	94
Gross Misdemeanor	301	296	2	357	2,281	19,105	59	354	10	244	0	99	2	54	7	203	5	61	67	544	679	5	256	22
Misdemeanor	15	4	0	2,061	125	6,431	28	48	0	197	0	130	0	45	5	244	0	46	23	803	1,630	30	65	34
Juvenile	365	7	3	323	316	60	78	40	0	27	11	339	3	32	2	216	225	2	46	425	261	28	141	112
Total	**3,690**	**628**	**71**	**2,810**	**16,773**	**28,679**	**875**	**2,885**	**11**	**853**	**85**	**650**	**67**	**489**	**32**	**996**	**1,115**	**387**	**642**	**5,014**	**2,597**	**132**	**1,475**	**262**

Appendix C. 2020 Supervised Release Totals

Table 1. December 31, 2020, Supervised Release, Parole, and Intensive Supervised Release (ISR) Population by County

Agency	Adult									Certified Adult			Juvenile		Total
	CIP*	CMR	CRP	ISR	ISR CVD	Parole	SR	SR CVD	Sub-Total	ISR	SR	Sub-Total	Parole	Sub-Total	
Aitkin	1	0	0	1	0	0	27	1	30	0	0	0	0	0	30
Anoka	24	1	0	28	2	1	219	1	276	1	0	1	0	0	277
Becker	3	2	0	8	0	0	72	0	85	0	0	0	0	0	85
Beltrami	13	1	2	42	0	0	92	2	152	0	1	1	0	0	153
Benton	3	0	0	3	0	0	43	1	50	0	0	0	0	0	50
Big Stone	1	0	0	0	0	0	4	0	5	0	0	0	0	0	5
Blue Earth	15	0	2	26	0	0	81	1	125	1	0	1	0	0	126
Brown	0	0	0	2	0	0	19	1	22	0	0	0	0	0	22
Carlton	2	0	0	13	0	0	21	1	37	0	0	0	0	0	37
Carver	2	0	0	5	0	0	45	1	53	0	0	0	0	0	53
Cass	3	0	0	4	0	0	58	1	66	0	0	0	0	0	66
Chippewa	0	0	0	3	0	0	19	0	22	0	0	0	0	0	22
Chisago	1	0	0	3	0	1	33	1	39	0	0	0	0	0	39
Clay	11	0	0	12	0	0	125	1	149	0	1	1	0	0	150
Clearwater	2	0	0	1	0	0	11	0	14	0	0	0	0	0	14
Cook	0	0	0	0	0	1	2	0	3	0	0	0	0	0	3
Cottonwood	2	0	0	4	0	0	31	0	37	0	0	0	0	0	37
Crow Wing	3	0	0	8	0	1	71	1	84	0	0	0	0	0	84
Dakota	8	0	0	46	0	1	259	3	317	0	1	1	0	0	318
Dodge	0	0	0	2	0	0	14	0	16	0	0	0	0	0	16
Douglas	8	0	3	5	0	0	39	0	55	0	0	0	0	0	55
Faribault	0	0	0	2	0	0	8	0	10	0	0	0	0	0	10
Fillmore	2	0	0	0	0	0	7	0	9	0	0	0	0	0	9
Freeborn	8	0	0	4	0	0	36	0	48	0	0	0	0	0	48
Goodhue	1	0	0	4	1	0	27	0	33	0	0	0	1	1	34

* It should be noted that the Department of Corrections supervises all CIP releasees statewide except for those supervised by Arrowhead Region CC

Agency	Adult									Certified Adult			Juvenile		Total
	CIP*	CMR	CRP	ISR	ISR CVD	Parole	SR	SR CVD	Sub-Total	ISR	SR	Sub-Total	Parole	Sub-Total	
Grant	2	0	0	0	0	0	2	0	4	0	0	0	0	0	4
Hennepin	57	4	1	211	0	6	1,405	29	1,713	6	14	20	0	0	1,733
Houston	1	0	0	0	0	0	2	0	3	0	0	0	0	0	3
Hubbard	1	0	0	4	0	0	36	1	42	0	0	0	0	0	42
Isanti	2	0	0	7	0	0	61	0	70	0	0	0	0	0	70
Itasca	2	0	0	4	0	0	70	5	81	0	1	1	0	0	82
Jackson	3	0	0	0	0	0	9	0	12	0	0	0	0	0	12
Kanabec	0	0	0	4	0	1	35	1	41	0	0	0	0	0	41
Kandiyohi	2	0	0	4	0	0	52	0	58	0	1	1	0	0	59
Kittson	0	0	0	0	0	0	3	0	3	0	0	0	0	0	3
Koochiching	0	0	0	0	0	0	21	0	21	0	0	0	0	0	21
Lac qui Parle	2	0	0	2	0	0	4	0	8	0	0	0	0	0	8
Lake	0	0	0	0	0	0	12	0	12	0	0	0	0	0	12
Lake of the Woods	2	0	0	0	0	0	4	0	6	0	0	0	0	0	6
Le Sueur	3	0	0	1	0	0	33	0	37	0	0	0	0	0	37
Lincoln	0	0	0	0	0	0	4	0	4	0	0	0	0	0	4
Lyon	4	0	0	2	0	0	50	1	57	0	0	0	0	0	57
Mahnomen	1	0	0	1	0	0	26	0	28	0	1	1	0	0	29
Marshall	1	0	0	3	0	0	13	0	17	0	0	0	0	0	17
Martin	0	0	0	0	0	0	32	2	34	0	0	0	0	0	34
McLeod	1	0	0	1	0	0	44	0	46	0	0	0	0	0	46
Meeker	3	0	1	0	0	0	27	0	31	0	0	0	0	0	31
Mille Lacs	5	0	0	19	0	0	49	2	75	0	0	0	0	0	75
Morrison	5	0	0	2	0	0	38	1	46	0	0	0	0	0	46
Mower	2	0	0	6	0	1	52	1	62	0	2	2	1	1	65
Murray	0	0	0	0	0	0	4	0	4	0	0	0	0	0	4
Nicollet	2	4	0	10	0	0	21	0	37	0	0	0	0	0	37
Nobles	1	0	0	4	0	0	19	0	24	0	1	1	1	1	26

* It should be noted that the Department of Corrections supervises all CIP releasees statewide except for those supervised by Arrowhead Region CC

Agency	Adult									Certified Adult			Juvenile		Total
	CIP*	CMR	CRP	ISR	ISR CVD	Parole	SR	SR CVD	Sub-Total	ISR	SR	Sub-Total	Parole	Sub-Total	
Norman	0	0	0	0	0	0	6	0	6	0	0	0	0	0	6
Olmsted	17	0	2	34	0	0	200	2	255	0	3	3	1	1	259
Otter Tail	5	0	0	0	1	0	55	0	61	0	0	0	0	0	61
Pennington	0	1	0	2	0	0	25	1	29	0	0	0	0	0	29
Pine	2	0	0	3	0	0	38	1	44	0	0	0	0	0	44
Pipestone	2	0	0	0	0	0	6	0	8	0	0	0	0	0	8
Polk	14	1	0	10	0	0	131	3	159	0	0	0	0	0	159
Pope	0	0	0	0	0	0	1	0	1	0	0	0	0	0	1
Ramsey	38	2	2	110	0	1	550	11	714	2	2	4	0	0	718
Red Lake	0	0	0	0	0	0	0	0	0	0	0	0	0	0	0
Redwood	2	0	0	5	0	0	18	1	26	0	0	0	0	0	26
Renville	0	0	0	3	0	0	19	0	22	0	0	0	0	0	22
Rice	2	0	0	6	0	0	35	1	44	0	0	0	0	0	44
Rock	0	0	0	0	0	0	2	0	2	0	0	0	0	0	2
Roseau	0	0	0	2	0	0	16	0	18	0	0	0	0	0	18
Scott	4	1	0	9	0	0	73	3	90	0	0	0	0	0	90
Sherburne	3	0	2	9	0	0	60	2	76	1	0	1	0	0	77
Sibley	2	0	0	2	0	0	10	1	15	0	0	0	0	0	15
St. Louis	19	1	0	57	0	0	234	4	315	2	0	2	0	0	317
Stearns	9	0	2	22	0	0	218	1	252	0	0	0	0	0	252
Steele	10	0	2	37	0	0	47	1	97	1	0	1	0	0	98
Stevens	0	0	0	1	0	0	9	0	10	0	0	0	0	0	10
Swift	0	0	0	1	0	0	8	0	9	0	0	0	0	0	9
Todd	1	0	0	0	0	0	20	0	21	0	0	0	0	0	21
Traverse	0	0	0	0	0	0	3	0	3	0	0	0	0	0	3
Wabasha	1	0	0	2	0	0	11	0	14	0	0	0	0	0	14
Wadena	1	0	0	1	0	0	23	0	25	0	0	0	0	0	25
Waseca	0	0	0	0	0	0	13	1	14	0	0	0	0	0	14

* It should be noted that the Department of Corrections supervises all CIP releasees statewide except for those supervised by Arrowhead Region CC

Agency	Adult									Certified Adult			Juvenile		Total
	CIP*	CMR	CRP	ISR	ISR CVD	Parole	SR	SR CVD	Sub-Total	ISR	SR	Sub-Total	Parole	Sub-Total	
Washington	2	0	0	5	0	1	97	3	108	0	0	0	0	0	108
Watonwan	1	0	0	0	0	0	22	0	23	0	0	0	0	0	23
Wilkin	0	0	0	1	0	0	8	0	9	0	0	0	0	0	9
Winona	0	0	0	4	0	0	43	0	47	0	0	0	0	0	47
Wright	0	0	0	6	0	1	83	0	90	0	0	0	1	1	91
Yellow Medicine	1	0	0	0	0	0	11	0	12	0	0	0	0	0	12
Interstate	0	1	0	54	0	1	324	0	380	0	3	3	0	0	383
Grand Total	**351**	**19**	**19**	**897**	**4**	**17**	**5,910**	**95**	**7,312**	**14**	**31**	**45**	**5**	**5**	**7,362**

Key
CIP: Challenge Incarceration Program
CMR: Conditional Medical Release
CRP: Conditional Release Program
ISR: Intensive Supervised Release
ISRCVD: Intensive Supervised Release – Covid-19
SR: Supervised Release
SRCVD: Supervised Release – Covid-19

* It should be noted that the Department of Corrections supervises all CIP releasees statewide except for those supervised by Arrowhead Region CC

Table 2. December 31, 2020, Supervised Release, Parole, and Intensive Supervised Release (ISR) Population: Summary Statistics

	Adult									Certified Adult			Juvenile		
Summary Level	**CIP***	**CMR**	**CRP**	**ISR**	**ISR CVD**	**Parole**	**SR**	**SR CVD**	**Sub-Total**	**ISR**	**SR**	**Sub-Total**	**Parole**	**Sub-Total**	**Total**
CCA Supervision	22	10	0	490	2	12	3,944	69	4,549	11	22	33	2	2	4,584
DOC Supervision	329	8	19	353	2	4	1,645	26	2,386	3	6	9	3	3	2,398
Total (In-State)	**351**	**18**	**19**	**843**	**4**	**16**	**5,589**	**95**	**6,935**	**14**	**28**	**42**	**5**	**5**	**6,982**
7-County Metro	135	8	3	414	2	10	2,647	51	3,270	9	17	26	0	0	3,296
Non-Metro	216	10	16	429	2	6	2,942	44	3,665	5	11	16	5	5	3,686
Total (In-State)	**351**	**18**	**19**	**843**	**4**	**16**	**5,589**	**95**	**6,935**	**14**	**28**	**42**	**5**	**5**	**6,982**
Total (In-State)	351	18	19	843	4	16	5,589	95	6,935	14	28	42	5	5	6,982
Supervised out of State	0	1		54	0	1	321	0	377	0	3	3	0	0	380
Grand Total	**351**	**19**	**19**	**897**	**4**	**17**	**5,910**	**95**	**7,312**	**14**	**31**	**45**	**5**	**5**	**7,362**

* It should be noted that the Department of Corrections supervises all CIP releasees statewide except for those supervised by Arrowhead Region CC

Table 3. December 31, 2020, In-State Supervised Release, Parole, and Intensive Supervised Release (ISR) Population by Status, Gender, and Race/Ethnicity

Status, Gender, Race/Ethnicity Category	Adult	Certified Adult	Juvenile	Total
Challenge Incarceration Program. (CIP)*	351	0	0	351
Conditional Medical Release (CMR)	18	0	0	18
Conditional Release Program (CRP)	19	0	0	19
Intensive Supervised Release (ISR)	843	14	0	857
Intensive Supervised Release – Covid-19	4	0	0	4
Parole	16	0	5	21
Standard Supervised Release (SR)	5,589	28	0	5,617
Supervised Release – Covid-19	95	0	0	95
Female	592	1	0	593
Male	6,343	41	5	6,389
American Indian-Non Hispanic	595	2	0	597
American Indian–Hispanic	2	0	0	2
Asian-Non Hispanic	189	2	1	192
Asian- Hispanic	1	0	0	1
Black-Non Hispanic	1,764	26	2	1,792
Black-Hispanic	5	0	0	5
Other/Unknown–Non Hispanic	2	0	0	2
Other/Unknown–Hispanic	2	0	0	2
White–Non-Hispanic	3,936	8	2	3,946
White–Hispanic	439	4	0	443
Grand Total	**6,935**	**42**	**5**	**6,982**

Appendix D. Court Services in Minnesota

(December 31, 2020)

Court Services Delivery System

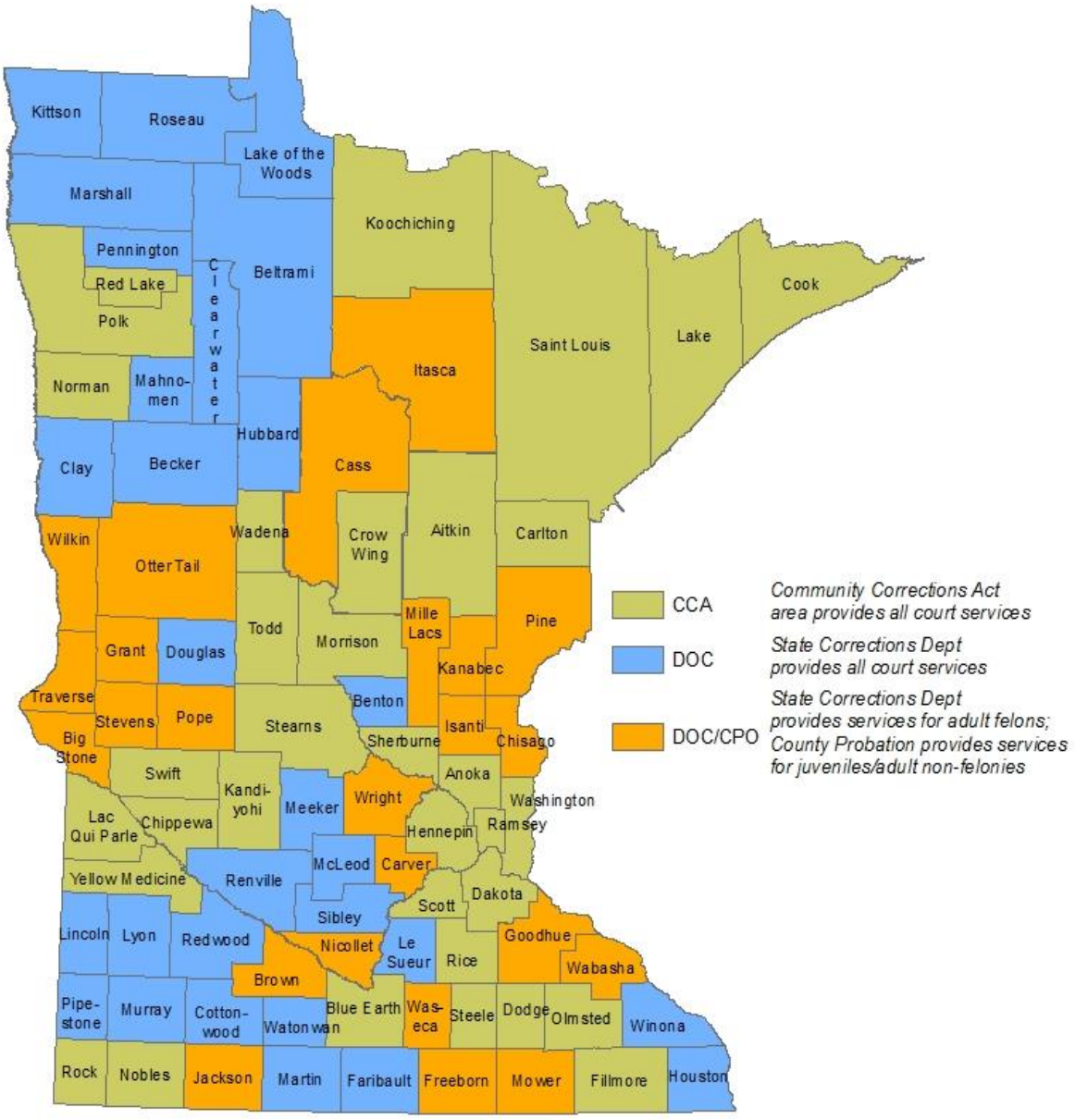

12/20/19