

**2014
PROBATION SURVEY**

Minnesota Department of Corrections
1450 Energy Park Drive, Suite 200
St. Paul, MN 55108-5219
(651) 361-7200
TTY (800) 627-3529
April, 2015

This information will be provided in
alternative format upon request.

TABLE OF CONTENTS

Introduction	3
Methodology	3
Survey Design.....	3
Survey Administration	3
Data Quality.....	4
Findings	5
Table 1. Minnesota Probation Population: 1996-2014	5
Table 2. Five Largest Probation Organizations in Minnesota	5
Table 3. 2014 Probation Totals by Delivery System	6
Table 4. 2014 Probation Totals: Metro vs. Non-Metro	6
Figure 1. Adult Probationers by Gender: 2003-2014.....	7
Figure 2. Juvenile Probationers by Gender: 2003-2014	7
Figure 3. Adult Probationers by Race: 2003-2014	8
Figure 4. Juvenile Probationers by Race: 2003-2014	8
Figure 5. All Probationers by Ethnicity Status: 2003-2014.....	9
Appendices	
Appendix A. 2014 Probation Survey and Instructions	10
Appendix B. 2014 Probation Survey Data by County	14
Appendix C. 2014 Supervised Release Totals	34
Appendix D. Court Services in Minnesota	38

Introduction

Minnesota's probation system is a combination of state and county agencies spread throughout the state's 87 counties. In 28 counties, the Minnesota Department of Corrections (DOC) provides all probation services. In 27 counties, probation services are provided by a combination of county probation offices (CPO) and the DOC. In these counties, the DOC provides supervision for adult felons and the county provides supervision for juveniles and adult non-felony cases. The remaining 32 counties participate in the Minnesota Community Corrections Act (CCA) where county staff provides all probation services.

The primary purpose of the Minnesota Probation Survey is to collect probation data from all counties annually for use by the DOC, the Minnesota Legislature, other state agencies, county probation offices, and other entities for management, policy-making, and federal reporting purposes. Please note: This survey does *not* count all offenders that state or county probation agencies provide service to; the survey specifically is designed to count only those offenders under "probation" supervision.

Methodology

Survey Design

The probation survey originally was designed to collect data requested by the Bureau of the Census and the Bureau of Justice Statistics regarding Minnesota probationers. In the past, two important tenets were considered in the survey design: the definition of "probationer" and capturing an individual probationer only once.

The definition of "probationer" essentially has stayed the same and refers to both adults and juveniles: "All probationers, regardless of conviction status, who have been placed under the supervision of a probation agency as part of a court order at any time including those ordered to pay restitution, complete community service, or monitoring."

Survey Administration

As part of Minnesota's criminal justice information integration efforts, the Statewide Supervision System (S³) was designed to provide criminal justice professionals with electronic offender information through a secure website. This information includes data on juveniles and adults who are or have been on probation, detention, imprisoned, or jailed.

The DOC pulled and compiled probation data directly from S³ for all 87 counties and made county reports available for review and approval by each county prior to publication in this report.

Data Quality

Caution must be used before drawing any conclusions from the fluctuation in total probationers between 2000 and 2006. A great deal of that variance can be attributed to a concerted effort on the part of county and state agencies to clarify data definitions and submission standards.

Changes in the judicial branch have impacted the numbers being placed on probation. This is particularly true for the updated statewide lists authorized by Minnesota Statute 609.101, subd.4, which allows an individual to choose to pay a fine in lieu of making a court appearance.

This report continues to show a decline in the total number of probationers. Several factors should be considered, however. First, probation agencies provide services to a number of clients/ offenders who are not on probation. This includes, but is not limited to, diversion clients, offenders on supervised release and offenders ordered to do other forms of community service. Second, statewide automation efforts in 2013 standardized the process for reporting probationers which affected much of the changes in misdemeanor totals. More specifically, Hennepin County converted to CSTS on January 22, 2013 and while prior probation surveys included sentence to service and community service supervision events; this survey excludes all of those cases. Third, a mid-year change to add statute information to existing information systems resulted in temporary loss of data for some of the 2013 Year-end Population count. This issue will not affect future reporting.

Finally, changes to the COMS prison information management system required us to report December 31, 2014, Supervised Release, Parole, and Intensive Supervised Release (ISR) Populations by the DOC districts and CCA Agencies rather than by County.

Findings

Table 1. Minnesota Probation Population: 1996-2014

	Felony	Gross Misdemeanor	Misdemeanor	All Adults	Juvenile	All Probationers
1996	27,373	20,736	39,930	88,039	15,835	103,874
1997	29,694	22,120	43,106	94,920	17,144	112,064
1998	33,829	24,732	42,257	100,818	17,774	118,592
1999	33,896	26,797	43,922	104,615	18,000	122,615
2000	36,704	29,889	48,589	115,182	16,695	131,877
2001	35,186	31,119	47,303	113,608	16,723	130,331
2002	38,862	34,644	48,402	121,915	17,460	139,375
2003	38,130	31,877	40,726	110,733	15,977	126,710
2004	40,107	32,031	41,102	113,240	15,142	128,382
2005	41,195	33,557	42,321	117,073	14,312	131,385
2006	45,030	36,517	45,742	127,289	14,742	142,031
2007	45,633	38,177	43,987	127,797	14,181	141,978
2008	44,537	37,642	45,448	127,627	13,088	140,715
2009	44,353	36,788	40,305	121,446	11,025	132,471
2010	42,661	34,877	34,348	111,886	9,670	121,556
2011	41,073	33,444	33,269	107,786	8,540	116,326
2012	41,588	33,263	33,306	108,157	8,624	116,781
2013	41,230	31,162	29,370	101,762	7,471	109,233
2014	41,581	30,299	25,781	97,661	6,876	104,537

Table 2. Five Largest Probation Organizations in Minnesota

	Adult Felony 2014	Adult Gross Misdemeanor 2014	Adult Misdemeanor 2014	Juvenile 2014	Total 2014
Hennepin County Community Corrections	7,075	7,719	3,691	995	19,480
MN Dept. of Corrections Field Services	12,450	2,615	2,038	960	18,063
Ramsey County Community Corrections	5,152	2,559	2,916	810	11,437
Anoka County Community Corrections	2,569	2,333	2,554	396	7,852
Dakota County Community Corrections	2,972	1,855	1,924	365	7,116
Statewide Total	41,581	30,299	25,781	6,876	104,537

Table 3. 2014 Probation Totals by Delivery System

	2014 Year End	Males	Females	White	Black	American Indian	Asian	Other/ Unknown	Hispanic	Non- Hispanic
CCA agencies	72,703	55,922	16,781	47,128	15,888	2,304	2,476	4,907	4,730	67,973
CPO agencies	13,771	10,287	3,484	9,205	531	738	100	3,197	444	13,327
DOC agencies	18,063	13,720	4,343	14,258	1,016	1,885	175	729	992	17,071
Total	104,537	79,929	24,608	70,591	17,435	4,927	2,751	8,833	6,166	98,371

Table 4. 2014 Probation Totals: Metro vs. Non-Metro

	2014 Year End	Males	Females	White	Black	American Indian	Asian	Other	Hispanic	Non-Hispanic
7-County Metro*	53,945	41,535	12,410	32,070	14,087	1,303	2,208	4,277	3,174	50,771
Non-metro	50,592	38,394	12,198	38,521	3,348	3,624	543	4,556	2,992	47,600
Total	104,537	79,929	24,608	70,591	17,435	4,927	2,751	8,833	6,166	98,371

**7-County Metro: Anoka, Carver, Dakota, Hennepin, Ramsey, Scott, Washington*

Figure 1. Adult Probationers by Gender: 2003-2014

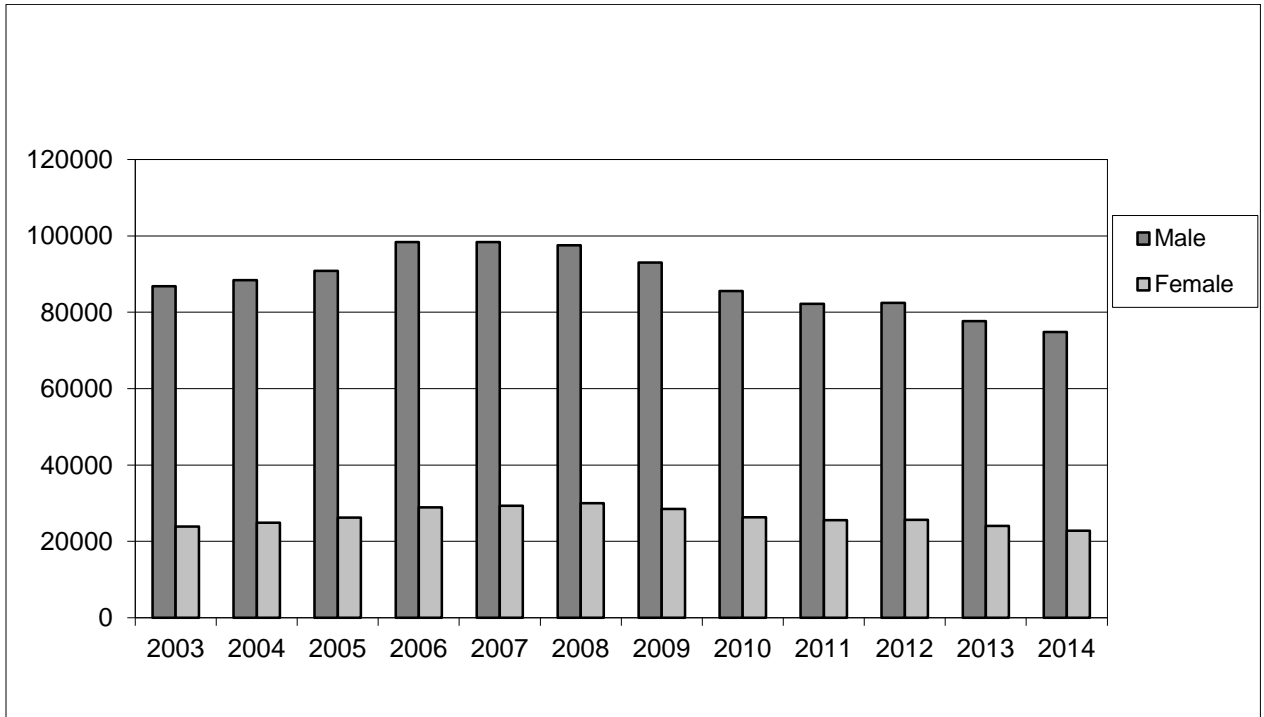


Figure 2. Juvenile Probationers by Gender: 2003-2014

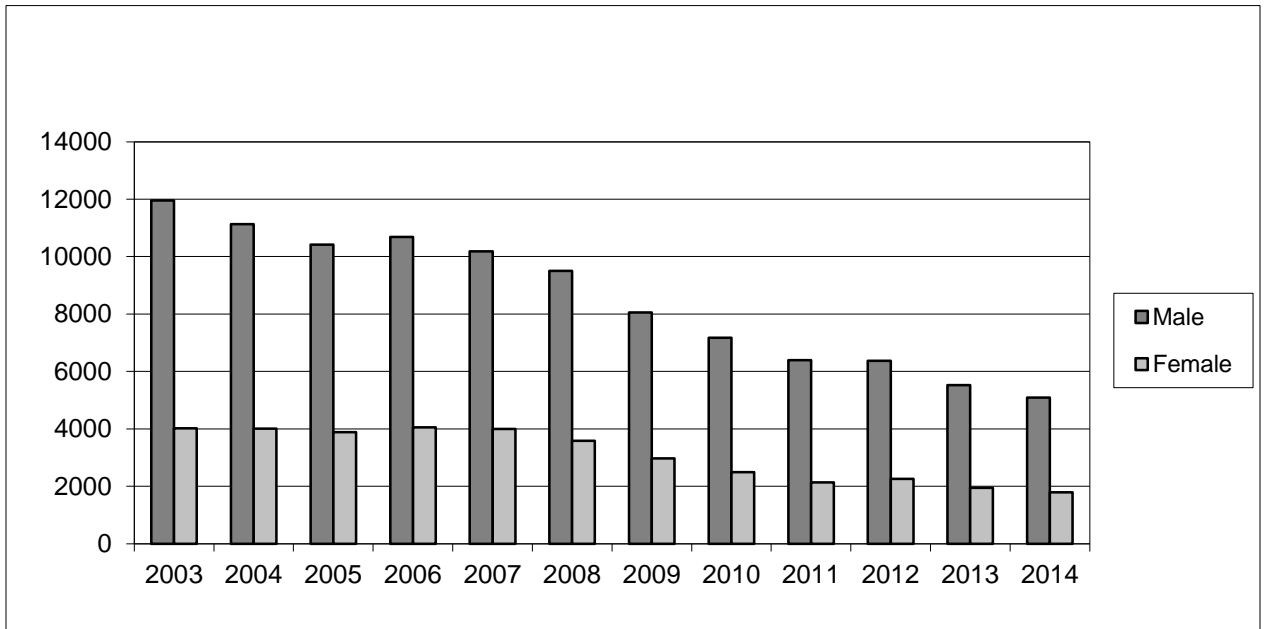


Figure 3. Adult Probationers by Race: 2003-2014

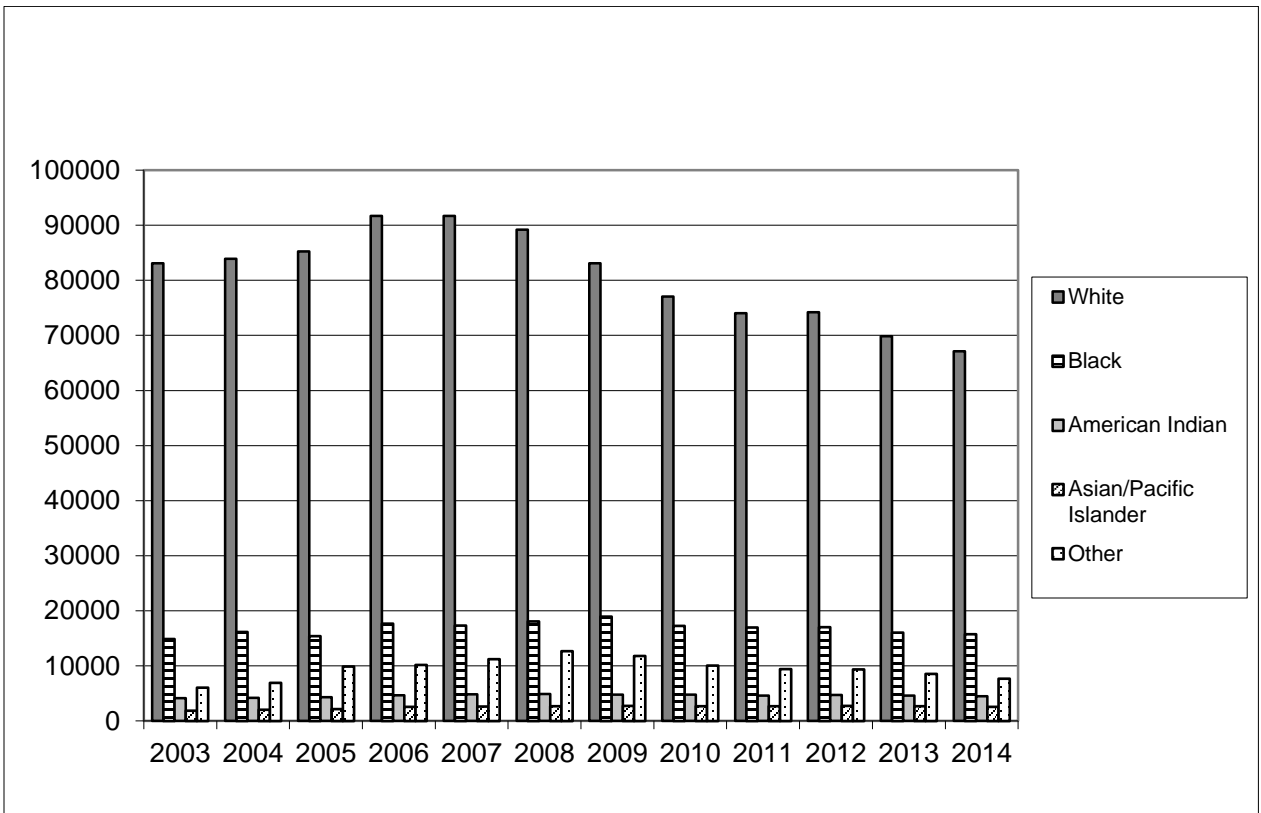


Figure 4. Juvenile Probationers by Race: 2003-2014

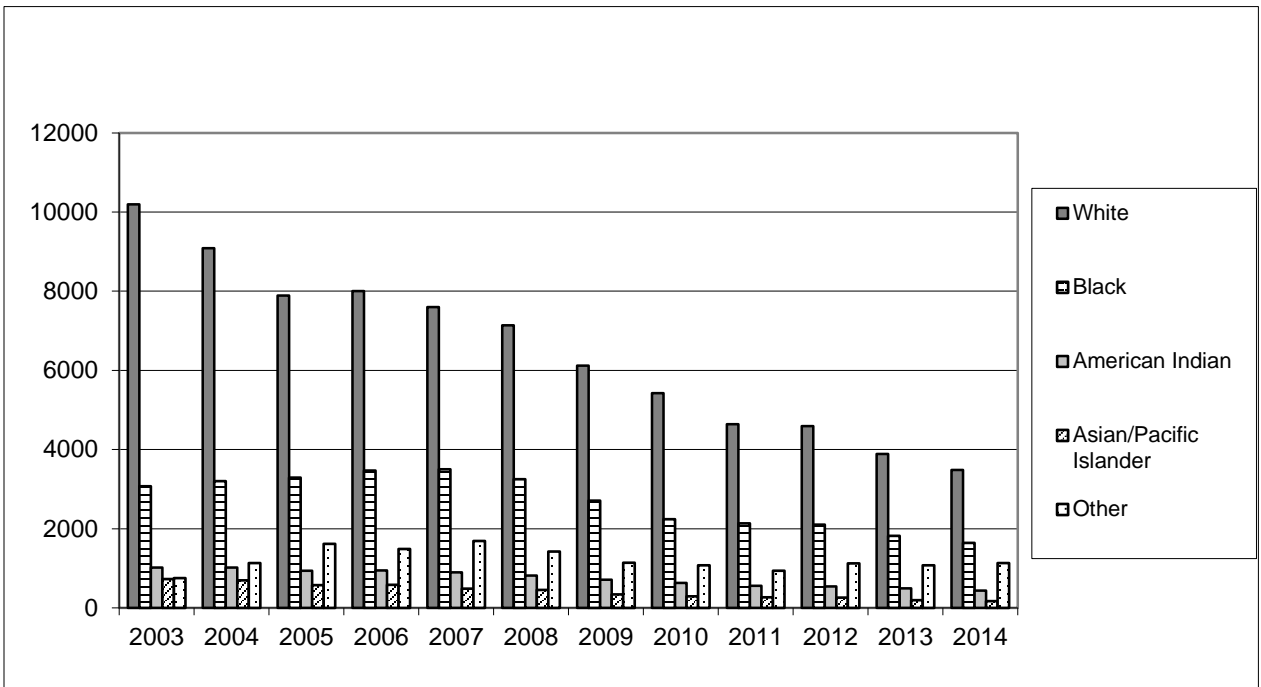
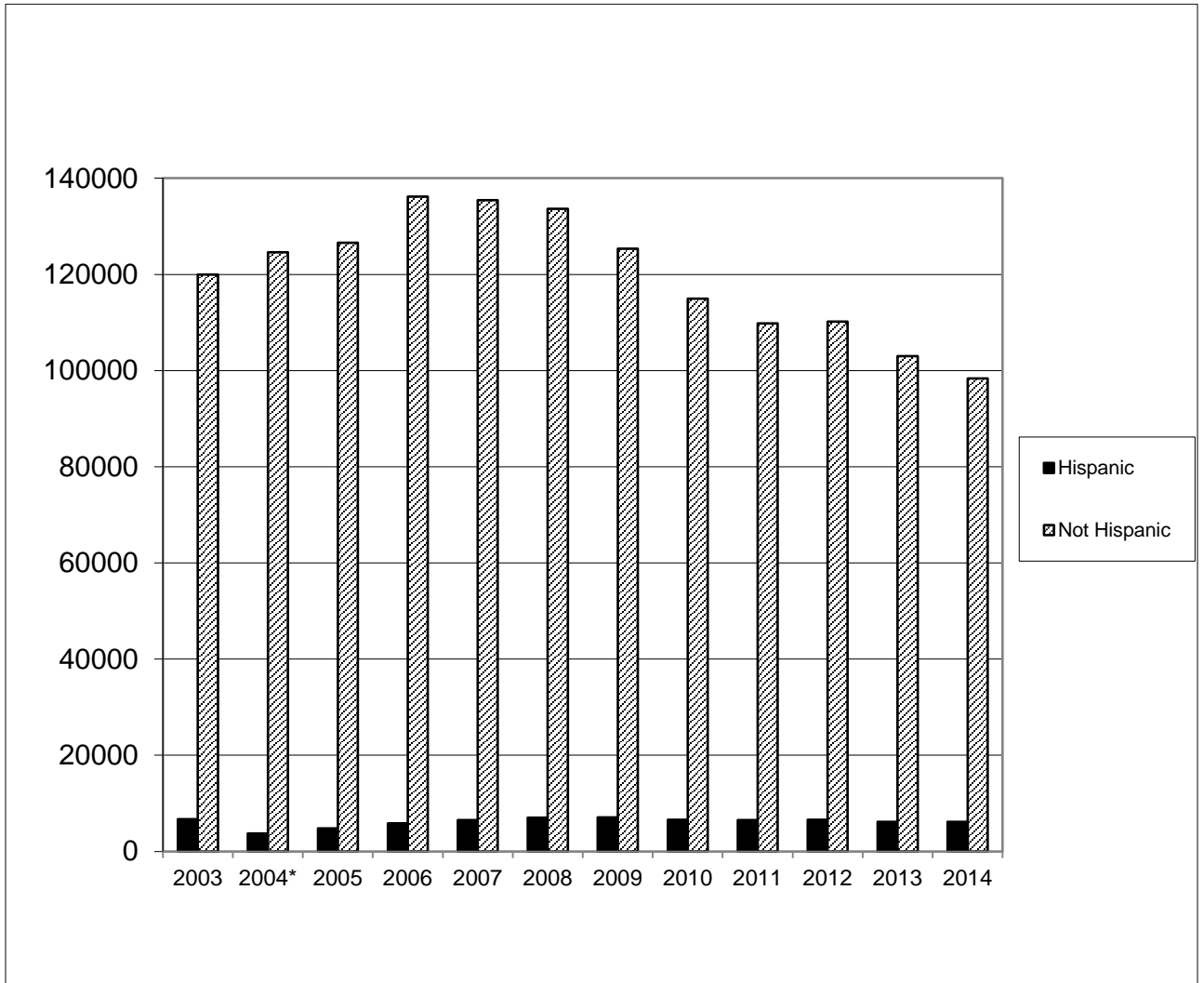


Figure 5. All Probationers by Ethnicity Status: 2003-2014



*2004 Hispanic numbers are under-reported due to software conversion issues that occurred in 2004.

Appendix A. 2014 Probation Survey and Instructions

Probation Survey

County:
Contact Person:

	Adult Felony Probationers	Adult GM Probationers	Adult Misd. Probationers	Juvenile Probationers	Total
1. 2013 Year-end population How many individuals were you supervising on 12/31/13?					
2. 2014 Entries How many individuals entered your caseload in 2014?					
3. 2014 Removals How many individuals were removed from your caseload in 2014?					
4. 2014 Year-end population How many individuals were you supervising on 12/31/14?					
5. Individuals or Cases Does answer to Question 4 represent individuals or cases?					
6. Gender of 12/31/2014 population (Must equal Line 4) Total	Male				
	Female				
	Unknown				
7. Race of the 12/31/2014 population (Must equal Line 4) Total	White				
	Black				
	American Indian				
	Asian/Pacific Islander				
	Other				
7. Hispanic Origin As of 12/31/2014 - Hispanic					

Non-Hispanic					
Unknown					
(Must equal line 4) Total					
8. Offense Categories	Adult Felony	Adult GM	Adult Misd.	Juvenile	Total
Arson					
Assault					
Assault-Domestic					
Against Family					
Against Justice					
Against Government					
Burglary					
Counterfeiting/Fraud					
Criminal Sexual Conduct					
Criminal Vehicle Oper Harm					
Criminal Vehicle Oper Death					
Disturbing Peace					
Drugs					
DWI					
Escape/Flight					
Gambling					
Harassment/Stalking					
Homicide					
Kidnapping					
Obscenity					
Other Person					
Property Damage					
Robbery					
Sex Related					
Status/Federal/Misc.					
Stolen Property					
Theft					
Traffic					
Vehicle Theft					
Weapons					
[Unknown/NA]					
Total					
9. Comments					
Completed by: _____		Phone: _____		Date: _____	

Instructions for Completing the Probation Survey

Thank you for your participation in this annual survey, which is conducted to provide supervision information to legislators, policymakers, the Minnesota Department of Corrections, Minnesota counties, and other government agencies. This survey is being mailed to:

Community Corrections directors, to collect all CCA county probation information

Department of Corrections District supervisors, to collect data on all probationers supervised by DOC felony agents and DOC contract agents, and

Chief probation officers in non-CCA counties, to collect data on all probationers supervised by non-CCA county agents.

One survey is enclosed for each county in which your office provides probation services. Please answer the questions for all probationers under your supervision.

Who should be counted as a “probationer”?

All probationers, regardless of conviction status, who were under the supervision of your agency as part of a court order at any time between December 31, 2013 and December 31, 2014.

Probationers for whom there is a court order for supervision and/or services such as restitution, community service, or monitoring.

Persons placed on probation under Minnesota Statutes 152.18 (“deferred adjudication” for certain drug offenders) and 609.135 (stay of imposition or execution) if you are providing probation supervision or services.

Persons who are sent to your county from another county or state for supervision.

Who is excluded as a “probationer”?

Persons on investigative status only, such as PSIs, pre-pleas, bail evaluations, etc.

Persons on “bench probation,” “court probation,” or “summary probation,” who have not been placed under the supervision of a probation agency.

Pre-trial diversion and pre-trial supervision cases.

Juveniles receiving services under a CHIPS petition.

Persons released from state correctional facilities, who are on supervised release, parole, intensive community supervision, etc.

Exclude from year-end counts (questions 1, 4, etc.) those whom you send to another county or state for supervision.

For questions 1-7, report each probationer only once, not the number of offenses or open files. If an offender is on probation for offenses of differing severity, count him/her in the category of highest severity. If a probationer is under both juvenile and adult supervision, count the offender only once, placing the individual as an adult or juvenile according to the more serious offense. If you are unable to eliminate double counting of individuals under both adult and juvenile supervision, asterisk the juvenile total on line 4 of page 1 and in the "Comments" section on page 2, estimate the number of juveniles also counted as adults.

Question 8: Report statistics on the most serious offense for which each offender was under supervision. This is a change from previous years in which the number of cases under supervision for each listed offense was reported.

	Criminal Sexual Conduct	CrIm Vehicle Oper Harm	CrIm vehicle Oper Death	Disturbing Peace	Drugs	DWI	Escape/Fight	Forgery	Gambling	Harassment/Stalking	Homicide	Status/Federal/Misc.	Kidnaping	Obscenity	Other Person	Property Damage	Robbery	Sex Related	Stolen Property	Theft	Traffic (exclude DWI)	Vehicle Theft	Weapons	Unknown
Cass (DOC/CPO)																								
Felony	19	0	3	2	160	40	11	16	0	1	1	0	0	1	0	4	3	0	4	30	1	2	9	0
Gross Misdemeanor	0	2	0	5	1	148	1	5	0	2	0	1	0	0	0	2	0	0	0	1	11	0	3	0
Misdemeanor	0	0	0	4	0	50	0	0	0	1	0	4	0	0	0	2	0	0	0	0	0	0	0	0
Juvenile	4	1	0	1	4	2	3	0	0	0	0	1	0	0	0	4	1	0	0	9	1	0	0	1
Total	23	3	3	12	165	240	15	21	0	4	1	6	0	1	0	12	4	0	4	40	13	2	12	1
Chippewa (CCA)																								
Felony	7	0	0	0	34	2	0	4	0	0	0	0	0	0	0	1	0	0	1	5	2	0	0	0
Gross Misdemeanor	1	0	0	0	0	32	0	1	0	0	0	0	0	0	0	1	0	0	0	1	0	0	0	1
Misdemeanor	0	0	0	10	0	16	0	0	0	0	0	1	0	1	0	1	0	0	1	0	8	0	0	0
Juvenile	3	0	0	0	1	0	0	0	0	0	0	0	0	0	0	0	0	0	0	2	0	0	1	0
Total	11	0	0	10	35	50	0	5	0	0	0	1	0	1	0	3	0	0	2	8	10	0	1	1
Chisago (DOC/CPO)																								
Felony	24	4	2	1	133	25	4	25	1	2	0	0	1	1	0	6	1	1	6	73	1	3	3	0
Gross Misdemeanor	4	2	3	6	0	305	3	4	0	3	0	2	0	0	0	7	0	0	4	7	39	0	4	1
Misdemeanor	0	2	0	57	7	186	3	2	0	5	0	18	0	0	1	12	0	0	0	48	144	3	3	3
Juvenile	7	0	0	7	7	3	1	0	0	0	0	11	0	0	0	6	0	0	1	6	6	0	0	9
Total	35	8	5	71	147	519	11	31	1	10	0	31	1	1	1	31	1	1	11	134	190	6	10	13
Clay (DOC)																								
Felony	23	0	1	1	153	57	12	20	0	5	1	0	1	0	0	4	2	0	8	55	2	6	7	1
Gross Misdemeanor	4	2	0	6	9	89	1	0	0	3	0	0	0	0	0	2	0	0	1	6	1	1	0	1
Misdemeanor	0	0	0	33	2	0	0	0	0	5	0	0	0	0	0	2	0	0	0	0	0	0	0	0
Juvenile	7	2	0	2	13	2	3	0	0	0	0	15	0	0	0	11	1	0	0	18	13	0	1	1
Total	34	4	1	42	177	148	16	20	0	13	1	15	1	0	0	19	3	0	9	79	16	7	8	3
Clearwater (DOC)																								
Felony	9	0	0	0	36	8	5	7	0	0	0	1	0	1	0	1	2	0	2	9	0	5	4	0
Gross Misdemeanor	1	0	0	0	1	32	0	1	0	0	0	0	0	0	0	2	0	0	0	0	0	1	0	0
Misdemeanor	0	0	0	0	0	2	0	0	0	0	0	0	0	0	0	0	0	0	0	1	0	0	0	1
Juvenile	0	0	0	0	1	0	0	0	0	0	0	1	0	0	0	0	0	0	0	4	0	0	0	0
Total	10	0	0	0	38	42	5	8	0	0	0	2	0	1	0	3	2	0	2	14	0	6	4	1
Cook (CCA)																								
Felony	8	0	0	0	12	5	1	2	0	0	0	0	0	0	0	0	0	0	0	2	0	0	0	0
Gross Misdemeanor	0	0	0	2	0	25	0	0	0	0	0	0	0	0	0	1	0	0	0	1	0	0	0	1
Misdemeanor	0	0	0	0	0	13	0	0	0	0	0	0	0	0	0	0	0	0	0	1	2	0	0	0
Juvenile	0	0	0	0	0	0	0	0	0	0	0	3	0	0	0	1	0	0	0	1	0	0	0	0
Total	8	0	0	2	12	43	1	2	0	0	0	3	0	0	0	2	0	0	0	5	2	0	0	1
Cottonwood (DOC)																								
Felony	21	0	0	0	22	9	1	3	0	0	0	1	0	0	1	1	0	2	1	11	1	0	0	0
Gross Misdemeanor	1	0	0	2	0	49	0	3	0	0	0	4	0	0	0	1	0	0	0	3	2	0	0	0
Misdemeanor	0	0	0	15	0	23	0	2	0	0	0	0	0	1	0	1	0	0	0	6	0	0	0	0
Juvenile	7	0	0	7	1	1	1	0	0	0	0	2	0	0	0	1	0	0	0	6	2	0	0	0
Total	29	0	0	24	23	82	2	8	0	0	0	7	0	1	1	4	0	2	1	20	11	0	0	0
Crow Wing (CCA)																								
Felony	42	1	3	1	281	32	7	31	0	3	2	1	1	1	0	5	8	1	10	89	3	5	11	0
Gross Misdemeanor	4	3	1	2	1	284	2	10	0	5	0	2	0	0	0	0	0	2	3	12	19	0	0	0
Misdemeanor	0	0	0	11	1	372	0	1	0	2	0	6	0	0	0	4	0	0	1	2	28	1	1	0
Juvenile	18	0	0	10	7	0	2	1	0	1	0	0	0	0	0	3	0	0	1	16	0	0	1	0
Total	64	4	4	24	290	688	11	43	0	11	2	9	1	1	0	12	8	3	15	119	50	6	13	0
Dakota (CCA)																								
Felony	196	8	17	5	784	253	30	206	0	15	17	2	5	37	0	21	64	9	48	445	10	20	25	1
Gross Misdemeanor	26	12	8	17	11	1266	8	47	0	7	0	1	1	2	1	18	1	1	7	100	62	1	15	0
Misdemeanor	1	0	2	231	23	910	6	0	0	10	0	13	0	7	0	17	0	7	4	105	205	4	3	0
Juvenile	20	1	0	48	38	10	6	4	0	1	0	15	0	4	0	19	9	0	5	44	10	10	13	1
Total	243	21	27	301	856	2439	50	257	0	33	17	31	6	50	1	75	74	17	64	694	287	35	56	2
Dodge (CCA)																								
Felony	7	1	0	0	54	19	0	3	0	0	0	0	0	0	0	0	0	0	2	20	0	0	5	1
Gross Misdemeanor	0	0	0	3	0	55	0	0	0	1	0	0	0	0	0	0	0	0	1	5	1	0	0	1
Misdemeanor	0	0	0	7	0	30	0	0	0	0	0	0	0	0	0	0	0	0	0	0	0	0	0	0
Juvenile	2	0	0	0	9	0	0	0	0	0	0	4	0	0	0	0	0	0	0	2	1	0	1	0
Total	9	1	0	10	63	104	0	3	0	1	0	4	0	0	0	0	0	0	3	27	2	0	6	2

	2013 Year-end Population	2014 Entries	2014 Removals	2014 Year-end Population	Male	Female	White	Black	American Indian	Asian/Pacific Islander	Other Race	Unknown Race	Hispanic	Not Hispanic	Arson	Assault	Assault-Domestic	Burglary	Crime Against Family	Crime Against Justice	Crime Against Government
Douglas (DOC)																					
Felony	264	95	89	274	228	46	253	12	1	3	5	0	6	268	2	18	15	29	0	2	2
Gross Misdemeanor	203	124	102	226	165	61	203	15	6	0	2	0	5	221	0	5	8	0	0	2	0
Misdemeanor	164	178	173	164	116	48	153	3	2	1	5	0	3	161	0	8	22	0	0	4	1
Juvenile	57	73	70	60	46	14	54	4	0	1	1	0	3	57	0	5	3	6	0	0	0
Total	688	470	434	724	555	169	663	34	9	5	13	0	17	707	2	36	48	35	0	8	3
Faribault (DOC)																					
Felony	145	49	57	141	111	30	126	9	1	2	3	0	18	123	0	20	7	10	1	4	1
Gross Misdemeanor	56	30	31	53	40	13	47	2	0	1	3	0	11	42	0	3	1	0	2	1	0
Misdemeanor	40	46	35	49	39	10	46	0	0	0	3	0	6	43	0	4	12	0	0	2	1
Juvenile	20	48	43	25	20	5	18	0	0	0	7	0	3	22	0	5	0	1	0	0	0
Total	261	173	166	268	210	58	237	11	1	3	16	0	38	230	0	32	20	11	3	7	2
Fillmore (CCA)																					
Felony	107	34	29	115	93	22	106	3	1	0	5	0	2	113	0	8	3	7	0	4	0
Gross Misdemeanor	73	37	36	75	58	17	72	3	0	0	0	0	2	73	0	1	6	0	0	1	1
Misdemeanor	91	87	87	87	59	28	77	4	1	0	5	0	1	86	0	7	6	0	0	1	0
Juvenile	35	27	31	31	28	3	29	1	0	0	1	0	0	31	0	2	3	0	0	0	0
Total	306	185	183	308	238	70	284	11	2	0	11	0	5	303	0	18	18	7	0	6	1
Freeborn (DOC/CPO)																					
Felony	218	84	92	210	170	40	187	12	3	3	5	0	43	167	1	13	16	15	1	8	0
Gross Misdemeanor	125	71	46	150	117	33	104	4	1	0	41	0	17	133	1	2	12	2	0	9	0
Misdemeanor	157	143	77	223	165	58	124	6	0	0	93	0	20	203	0	7	34	0	0	16	0
Juvenile	91	72	69	94	67	27	44	7	0	0	43	0	14	80	0	9	3	11	0	2	0
Total	591	370	284	677	519	158	459	29	4	3	182	0	94	583	2	31	65	28	1	35	0
Goodhue (DOC/CPO)																					
Felony	396	167	155	409	312	97	321	41	15	10	22	0	7	402	0	30	21	31	4	7	0
Gross Misdemeanor	316	142	187	273	211	62	221	29	18	4	1	0	9	264	0	6	16	1	1	10	7
Misdemeanor	303	247	237	310	222	88	259	30	14	4	3	0	26	284	0	18	46	0	1	4	2
Juvenile	63	121	105	79	53	26	53	14	9	1	2	0	4	75	2	6	2	3	0	1	0
Total	1078	677	684	1071	798	273	854	114	56	19	28	0	46	1025	2	60	85	35	6	22	9
Grant (DOC/CPO)																					
Felony	19	12	9	22	14	8	20	1	1	0	0	0	0	22	0	1	0	4	0	0	0
Gross Misdemeanor	27	13	16	25	22	3	3	0	0	0	22	0	0	25	0	0	0	0	1	0	0
Misdemeanor	12	18	15	14	12	2	3	0	0	0	11	0	0	14	0	1	3	0	0	0	0
Juvenile	9	15	11	13	10	3	0	0	0	0	13	0	0	13	0	1	1	0	0	0	0
Total	67	58	51	74	58	16	26	1	1	0	46	0	0	74	0	3	4	4	1	0	0
Hennepin (CCA)																					
Felony	6686	2748	2488	7075	5808	1267	3209	3229	262	205	170	0	350	6725	10	580	453	420	9	125	23
Gross Misdemeanor	7800	2316	2391	7719	5748	1971	5055	1881	178	301	304	0	403	7316	2	160	202	44	14	42	10
Misdemeanor	3959	4718	4864	3691	2744	947	1735	1146	90	127	593	0	123	3568	0	122	471	6	7	30	3
Juvenile	1208	1141	1354	995	746	249	183	575	53	12	172	0	102	893	4	113	24	66	0	21	0
Total	19653	10923	11097	19480	15046	4434	10182	6831	583	645	1239	0	978	18502	16	975	1150	536	30	218	36
Houston (DOC)																					
Felony	118	58	56	123	104	19	111	7	1	1	3	0	0	123	0	9	7	12	0	4	0
Gross Misdemeanor	72	49	40	83	67	16	79	3	0	0	1	0	1	82	0	2	2	1	1	1	0
Misdemeanor	92	96	82	101	82	19	91	4	0	1	5	0	4	97	0	3	4	0	0	1	1
Juvenile	21	23	20	24	21	3	22	2	0	0	0	0	1	23	1	2	1	2	0	0	0
Total	303	226	198	331	274	57	303	16	1	2	9	0	6	325	1	16	14	15	1	6	1
Hubbard (DOC)																					
Felony	197	59	63	197	147	50	147	7	18	1	24	0	1	196	1	18	7	18	2	5	1
Gross Misdemeanor	103	38	47	93	76	17	60	2	9	0	22	0	0	93	0	4	12	0	0	1	1
Misdemeanor	34	21	22	30	24	6	21	0	2	0	7	0	0	30	0	3	18	0	0	0	0
Juvenile	34	15	34	15	12	3	2	2	2	0	9	0	0	15	0	5	0	2	0	0	0
Total	368	133	166	335	259	76	230	11	31	1	62	0	1	334	1	30	37	20	2	6	2
Isanti (DOC/CPO)																					
Felony	294	131	130	295	222	73	277	9	5	1	3	0	0	295	1	20	15	22	0	7	0
Gross Misdemeanor	296	117	107	310	242	68	260	4	3	0	43	0	1	309	0	4	7	0	3	13	2
Misdemeanor	423	276	282	413	307	106	321	5	2	1	84	0	2	411	0	9	41	0	1	18	2
Juvenile	64	70	71	63	44	19	33	1	0	0	29	0	0	63	0	5	2	2	0	2	0
Total	1077	594	590	1081	815	266	891	19	10	2	159	0	3	1078	1	38	65	24	4	40	4

	2013 Year-end Population	2014 Entries	2014 Removals	2014 Year-end Population	Male	Female	White	Black	American Indian	Asian/Pacific Islander	Other Race	Unknown Race	Hispanic	Not Hispanic	Arson	Assault	Assault-Domestic	Burglary	Crime Against Family	Crime Against Justice	Crime Against Government
Itasca (DOC/CPO)																					
Felony	480	194	167	510	369	141	399	9	82	1	19	0	3	507	0	36	29	54	0	8	1
Gross Misdemeanor	294	168	182	279	213	66	225	4	46	0	4	0	4	275	0	6	16	1	0	14	6
Misdemeanor	78	78	68	86	67	19	75	1	10	0	0	0	0	86	0	10	22	0	0	4	1
Juvenile	175	133	161	147	110	37	104	5	18	1	19	0	2	145	2	26	4	7	0	10	0
Total	1027	573	578	1022	759	263	803	19	156	2	42	0	9	1013	2	78	71	62	0	36	8
Jackson (DOC/CPO)																					
Felony	63	15	19	60	48	12	52	1	1	5	1	0	4	56	0	2	7	3	0	0	1
Gross Misdemeanor	95	35	50	77	54	23	50	2	0	1	24	0	2	75	0	2	2	1	0	3	2
Misdemeanor	133	71	73	133	105	28	57	8	0	4	64	0	9	124	0	4	11	0	0	2	0
Juvenile	23	26	16	33	25	8	9	1	0	1	22	0	0	33	0	3	1	1	0	2	1
Total	314	147	158	303	232	71	168	12	1	11	111	0	15	288	0	11	21	5	0	7	4
Kanabec (DOC/CPO)																					
Felony	192	65	52	205	158	47	193	4	5	1	2	0	4	201	0	22	6	24	1	6	3
Gross Misdemeanor	157	67	71	156	129	27	93	1	2	2	58	0	0	156	0	5	8	0	2	6	2
Misdemeanor	204	130	144	187	133	54	84	2	2	0	99	0	0	187	0	10	34	0	0	4	1
Juvenile	37	35	50	22	18	4	0	0	0	0	22	0	0	22	0	1	0	5	0	0	0
Total	590	297	317	570	438	132	370	7	9	3	181	0	4	566	0	38	48	29	3	16	6
Kandiyohi (CCA)																					
Felony	527	158	154	533	409	124	463	16	4	2	48	0	233	300	1	35	17	31	2	11	1
Gross Misdemeanor	313	110	123	304	233	71	263	4	2	1	34	0	99	205	0	6	11	4	4	6	2
Misdemeanor	286	199	206	273	200	73	177	11	5	0	80	0	78	195	1	10	23	0	0	0	0
Juvenile	69	64	60	73	55	18	50	4	0	0	19	0	31	42	0	8	2	4	0	4	1
Total	1195	531	543	1183	897	286	953	35	11	3	181	0	441	742	2	59	53	39	6	21	4
Kittson (DOC)																					
Felony	31	9	10	31	23	8	31	0	0	0	0	0	2	29	0	2	0	2	0	0	0
Gross Misdemeanor	12	5	10	7	5	2	7	0	0	0	0	0	0	7	0	1	1	0	0	0	0
Misdemeanor	2	1	1	1	1	0	1	0	0	0	0	0	0	1	0	0	1	0	0	0	0
Juvenile	6	6	8	4	3	1	4	0	0	0	0	0	1	3	0	0	0	0	0	0	0
Total	51	21	29	43	32	11	43	0	0	0	0	0	3	40	0	3	2	2	0	0	0
Koochiching (CCA)																					
Felony	159	37	30	168	133	35	137	8	21	2	0	0	1	167	1	14	4	23	0	2	0
Gross Misdemeanor	109	39	28	118	90	28	100	2	16	0	0	0	0	118	0	7	3	0	3	1	4
Misdemeanor	27	7	8	26	22	4	22	0	4	0	0	0	0	26	0	0	3	0	0	1	1
Juvenile	35	24	24	35	27	8	27	2	6	0	0	0	0	35	0	2	1	4	0	0	1
Total	330	107	90	347	272	75	286	12	47	2	0	0	1	346	1	23	11	27	3	4	6
Lac Qui Parle (CCA)																					
Felony	22	19	16	25	21	4	18	0	1	1	5	0	1	24	0	1	1	2	0	0	0
Gross Misdemeanor	20	14	15	18	13	5	14	0	2	0	2	0	0	18	0	0	1	0	0	1	0
Misdemeanor	16	20	23	14	9	5	6	1	0	0	7	0	1	13	0	0	1	0	0	0	0
Juvenile	9	8	9	8	7	1	3	0	0	0	5	0	0	8	1	0	0	1	0	0	0
Total	67	61	63	65	50	15	41	1	3	1	19	0	2	63	1	1	3	3	0	1	0
Lake (CCA)																					
Felony	67	17	22	63	55	8	60	1	1	0	1	0	0	63	1	5	6	6	0	2	1
Gross Misdemeanor	71	22	38	58	48	10	56	1	1	0	0	0	0	58	0	0	6	1	0	0	1
Misdemeanor	30	16	20	22	18	4	21	1	0	0	0	0	0	22	0	1	7	0	0	0	1
Juvenile	13	13	17	9	7	2	9	0	0	0	0	0	0	9	0	0	1	0	0	0	0
Total	181	68	97	152	128	24	146	3	2	0	1	0	0	152	1	6	20	7	0	2	3
Lake of the Woods (DOC)																					
Felony	37	17	14	39	29	10	35	3	1	0	0	0	0	39	1	5	1	5	0	1	0
Gross Misdemeanor	15	13	11	18	14	4	16	0	2	0	0	0	0	18	0	0	1	0	0	0	0
Misdemeanor	2	4	1	5	5	0	4	0	1	0	0	0	0	5	0	0	1	0	0	0	0
Juvenile	1	3	0	4	2	2	3	1	0	0	0	0	0	4	0	2	0	1	0	0	0
Total	55	37	26	66	50	16	58	4	4	0	0	0	0	66	1	7	3	6	0	1	0
Le Sueur (DOC)																					
Felony	201	55	73	186	155	31	159	11	6	1	9	0	17	169	1	21	10	20	1	2	0
Gross Misdemeanor	94	51	58	85	73	12	83	1	0	0	1	0	14	71	0	0	3	0	1	0	0
Misdemeanor	76	84	76	83	64	19	79	3	1	0	0	0	11	72	0	3	17	0	0	1	0
Juvenile	43	31	36	38	27	11	33	1	3	0	1	0	5	33	0	4	1	0	0	2	0
Total	414	221	243	392	319	73	354	16	10	1	11	0	47	345	1	28	31	20	2	5	0

	Criminal Sexual Conduct	CrIm Vehicle Oper Harm	CrIm vehicle Oper Death	Disturbing Peace	Drugs	DWI	Escape/Flight	Forgery	Gambling	Harassment/Stalking	Homicide	Status/Federal/Misc.	Kidnaping	Obscenity	Other Person	Property Damage	Robbery	Sex Related	Stolen Property	Theft	Traffic (exclude DWI)	Vehicle Theft	Weapons	Unknown
Itasca (DOC/CPO)																								
Felony	64	2	1	2	155	53	6	14	0	5	1	0	1	8	0	5	3	2	3	45	0	5	5	2
Gross Misdemeanor	3	3	2	1	2	165	0	2	0	6	0	1	0	0	0	1	0	0	1	9	37	0	2	1
Misdemeanor	0	0	0	18	1	19	0	0	0	4	0	1	0	0	0	0	0	0	0	0	2	0	4	0
Juvenile	16	0	0	9	13	1	5	1	0	0	0	11	0	3	1	6	0	1	2	10	7	4	4	4
Total	83	5	3	30	171	238	11	17	0	15	1	13	1	11	1	12	3	3	6	64	46	9	15	7
Jackson (DOC/CPO)																								
Felony	13	0	0	0	20	4	0	3	0	0	0	0	0	0	0	0	1	0	1	5	0	0	0	0
Gross Misdemeanor	0	0	1	0	0	48	0	1	0	7	0	0	0	1	0	2	0	0	1	1	4	0	0	1
Misdemeanor	0	0	0	13	1	40	1	2	0	2	0	4	0	0	0	2	0	0	1	11	16	1	0	22
Juvenile	2	0	0	1	6	1	1	0	0	0	0	4	0	0	0	2	0	0	0	1	1	1	2	3
Total	15	0	1	14	27	93	2	6	0	9	0	8	0	1	0	6	1	0	3	18	21	2	2	26
Kanabec (DOC/CPO)																								
Felony	23	1	0	0	60	12	2	4	0	1	0	0	1	1	0	0	1	0	6	18	1	2	10	0
Gross Misdemeanor	1	1	3	0	1	86	0	3	0	0	0	0	0	0	0	2	0	0	1	4	27	0	4	0
Misdemeanor	0	0	0	34	1	58	1	1	0	3	0	3	0	0	0	4	0	0	0	14	18	0	1	0
Juvenile	2	0	0	7	0	0	0	1	0	1	0	0	0	0	0	1	0	0	0	0	2	0	2	0
Total	26	2	3	41	62	156	3	9	0	5	0	3	1	1	0	7	1	0	7	36	48	2	17	0
Kandiyohi (CCA)																								
Felony	43	1	1	5	212	29	7	71	0	3	1	0	4	0	0	2	3	1	8	33	0	0	9	2
Gross Misdemeanor	4	3	1	4	1	194	2	17	0	3	0	1	0	0	0	6	0	0	2	17	14	0	2	0
Misdemeanor	0	1	0	18	4	120	1	1	0	5	0	2	0	0	0	1	0	0	1	28	53	1	0	3
Juvenile	5	0	0	6	8	0	0	1	0	0	1	2	0	0	0	1	0	0	1	22	3	2	2	0
Total	52	5	2	33	225	343	10	90	0	11	2	5	4	0	0	10	3	1	12	100	70	3	13	5
Kittson (DOC)																								
Felony	5	0	0	0	5	2	1	1	0	0	0	0	1	0	0	0	0	0	0	10	0	0	2	0
Gross Misdemeanor	0	0	0	0	0	5	0	0	0	0	0	0	0	0	0	0	0	0	0	0	0	0	0	0
Misdemeanor	0	0	0	0	0	0	0	0	0	0	0	0	0	0	0	0	0	0	0	0	0	0	0	0
Juvenile	0	0	0	0	1	0	0	0	0	0	0	0	0	0	0	0	0	0	0	3	0	0	0	0
Total	5	0	0	0	6	7	1	1	0	0	0	0	1	0	0	0	0	0	0	13	0	0	2	0
Koochiching (CCA)																								
Felony	24	0	0	0	47	12	1	5	0	2	0	0	2	0	0	1	0	0	2	15	0	6	2	5
Gross Misdemeanor	4	0	0	7	1	70	0	4	0	0	0	0	0	0	0	0	0	0	0	3	10	0	1	0
Misdemeanor	0	0	0	0	0	12	0	2	0	0	0	1	0	0	0	0	0	0	0	1	3	0	0	2
Juvenile	2	0	0	2	4	0	0	0	0	0	0	12	0	0	0	0	0	0	0	7	0	0	0	0
Total	30	0	0	9	52	94	1	11	0	2	0	13	2	0	0	1	0	0	2	26	13	6	3	7
Lac Qui Parle (CCA)																								
Felony	3	0	0	0	7	1	0	0	0	1	0	0	0	0	0	3	0	0	0	3	1	0	1	1
Gross Misdemeanor	0	0	0	0	0	12	0	0	0	1	0	0	0	0	0	0	0	0	1	2	0	0	0	0
Misdemeanor	0	0	0	2	0	9	0	0	0	0	0	0	0	0	0	1	0	0	0	0	1	0	0	0
Juvenile	2	0	0	0	1	1	0	0	0	0	0	1	0	0	0	0	0	0	0	1	0	0	0	0
Total	5	0	0	2	8	23	0	0	0	2	0	1	0	0	0	4	0	0	1	6	2	0	1	1
Lake (CCA)																								
Felony	8	0	0	0	15	3	2	1	0	0	0	0	0	0	0	0	1	0	0	10	0	1	1	0
Gross Misdemeanor	0	1	3	2	0	42	0	0	0	0	0	0	0	0	0	0	0	0	2	0	0	0	0	0
Misdemeanor	0	0	0	5	1	5	1	0	0	0	0	0	0	0	0	0	0	0	0	1	0	0	0	0
Juvenile	4	1	0	0	2	0	0	0	0	0	0	0	0	0	0	0	0	0	0	0	0	0	1	0
Total	12	2	3	7	18	50	3	1	0	0	0	0	0	0	0	0	1	0	2	11	0	1	2	0
Lake of the Woods (DOC)																								
Felony	4	0	0	0	13	5	1	1	0	0	0	0	1	0	0	0	0	0	0	1	0	0	0	0
Gross Misdemeanor	0	0	0	0	0	15	0	1	0	1	0	0	0	0	0	0	0	0	0	0	0	0	0	0
Misdemeanor	0	0	0	0	0	3	0	0	0	0	0	0	0	0	0	0	0	0	0	0	1	0	0	0
Juvenile	0	0	0	0	1	0	0	0	0	0	0	0	0	0	0	0	0	0	0	0	0	0	0	0
Total	4	0	0	0	14	23	1	2	0	1	0	0	1	0	0	0	0	0	0	1	1	0	0	0
Le Sueur (DOC)																								
Felony	19	1	3	0	56	11	1	6	0	0	0	1	0	1	0	2	0	2	3	23	1	0	1	0
Gross Misdemeanor	0	2	0	0	0	62	0	0	0	2	0	0	0	1	0	1	0	0	0	7	6	0	0	0
Misdemeanor	0	0	0	10	0	44	0	0	0	0	0	0	0	0	0	2	0	0	0	3	1	0	0	2
Juvenile	2	0	0	1	4	1	0	0	0	0	0	2	0	0	0	5	0	0	2	9	0	2	1	2
Total	21	3	3	11	60	118	1	6	0	2	0	3	0	2	0	10	0	2	5	42	8	2	2	4

	2013 Year-end Population	2014 Entries	2014 Removals	2014 Year-end Population	Male	Female	White	Black	American Indian	Asian/Pacific Islander	Other Race	Unknown Race	Hispanic	Not Hispanic	Arson	Assault	Assault-Domestic	Burglary	Crime Against Family	Crime Against Justice	Crime Against Government
Lincoln (DOC)																					
Felony	13	1	3	11	9	2	11	0	0	0	0	0	1	10	0	1	0	0	0	0	0
Gross Misdemeanor	16	9	9	17	14	3	16	0	0	0	1	0	0	17	0	0	0	0	1	0	0
Misdemeanor	25	14	22	16	11	5	15	1	0	0	0	0	0	16	0	1	4	0	0	0	0
Juvenile	10	2	10	2	2	0	2	0	0	0	0	0	0	2	0	0	0	1	1	0	0
Total	64	26	44	46	36	10	44	1	0	0	1	0	1	45	0	2	4	1	2	0	0
Lyon (DOC)																					
Felony	356	80	86	357	276	81	295	38	8	3	13	0	58	299	0	41	13	24	1	9	0
Gross Misdemeanor	206	91	98	202	160	42	160	28	6	6	2	0	28	174	0	8	10	1	1	9	3
Misdemeanor	190	176	172	184	127	57	149	20	4	8	3	0	32	152	0	6	6	0	0	8	1
Juvenile	59	54	62	51	41	10	43	7	0	1	0	0	7	44	0	8	7	1	0	0	0
Total	811	401	418	794	604	190	647	93	18	18	18	0	125	669	0	63	36	26	2	26	4
McLeod (DOC)																					
Felony	241	87	86	239	168	71	224	10	2	3	0	0	25	214	2	22	12	6	3	2	0
Gross Misdemeanor	109	65	65	113	86	27	109	2	0	1	1	0	5	108	0	3	3	0	1	0	1
Misdemeanor	133	150	137	145	105	40	142	1	0	0	2	0	9	136	0	7	13	0	0	2	1
Juvenile	38	54	49	43	35	8	42	1	0	0	0	0	5	38	0	2	1	0	0	2	0
Total	521	356	337	540	394	146	517	14	2	4	3	0	44	496	2	34	29	6	4	6	2
Mahnomen (DOC)																					
Felony	158	62	63	158	98	60	19	3	128	1	7	0	1	157	1	20	6	14	4	6	1
Gross Misdemeanor	40	18	11	47	35	12	8	0	35	0	4	0	0	47	0	0	7	1	0	0	0
Misdemeanor	1	1	0	1	1	0	0	0	1	0	0	0	0	1	0	0	1	0	0	0	0
Juvenile	23	22	16	29	18	11	0	0	26	0	3	0	0	29	1	6	1	3	0	0	0
Total	222	103	90	235	152	83	27	3	190	1	14	0	1	234	2	26	15	18	4	6	1
Marshall (DOC)																					
Felony	49	24	15	59	43	16	58	0	1	0	0	0	3	56	0	7	1	4	1	2	0
Gross Misdemeanor	18	17	3	31	28	3	29	1	0	0	1	0	1	30	0	2	2	0	0	0	1
Misdemeanor	2	2	2	2	1	1	2	0	0	0	0	0	0	2	0	0	1	0	0	0	0
Juvenile	10	8	5	13	12	1	11	0	0	0	2	0	0	13	0	4	0	0	0	0	0
Total	79	51	25	105	84	21	100	1	1	0	3	0	4	101	0	13	4	4	1	2	1
Martin (DOC)																					
Felony	199	78	71	208	155	53	201	6	1	0	0	0	16	192	0	12	8	12	0	7	0
Gross Misdemeanor	89	49	43	95	77	18	87	2	0	2	4	0	5	90	0	5	7	0	0	1	3
Misdemeanor	67	72	46	91	75	16	69	2	0	1	19	0	3	88	0	5	14	0	0	7	0
Juvenile	40	56	48	48	32	16	43	0	0	1	4	0	4	44	0	2	2	2	0	1	1
Total	395	255	208	442	339	103	400	10	1	4	27	0	28	414	0	24	31	14	0	16	4
Meeker (DOC/CPO)																					
Felony	126	56	41	141	105	36	120	4	0	0	17	0	14	127	0	17	11	11	0	6	0
Gross Misdemeanor	131	53	46	138	114	24	98	2	3	0	35	0	8	130	0	4	7	0	2	1	1
Misdemeanor	109	84	72	121	90	31	56	2	0	0	63	0	3	118	0	3	11	0	0	2	1
Juvenile	37	35	34	38	32	6	13	0	1	0	24	0	0	38	0	2	2	5	0	0	1
Total	403	228	193	438	341	97	287	8	4	0	139	0	25	413	0	26	31	16	2	9	3
Mille Lacs (DOC/CPO)																					
Felony	352	131	130	354	248	106	217	6	124	4	3	0	2	352	1	35	39	25	4	3	0
Gross Misdemeanor	517	133	170	484	351	133	358	6	112	3	5	0	1	483	0	13	32	4	10	14	3
Misdemeanor	449	279	291	432	295	137	331	5	88	1	7	0	1	431	0	27	55	1	0	11	0
Juvenile	84	79	78	85	61	24	48	1	33	0	3	0	0	85	1	17	7	1	0	0	0
Total	1402	622	669	1355	955	400	954	18	357	8	18	0	4	1351	2	92	133	31	14	28	3
Morrison (CCA)																					
Felony	274	136	125	287	218	69	265	10	9	2	1	0	4	283	1	18	19	24	2	3	1
Gross Misdemeanor	206	69	78	195	160	35	186	3	6	0	0	0	5	190	0	4	10	0	0	2	1
Misdemeanor	188	90	143	135	98	37	127	2	5	1	0	0	4	131	0	3	14	1	0	0	0
Juvenile	65	54	72	47	38	9	45	2	0	0	0	0	1	46	0	3	4	1	0	4	2
Total	733	349	418	664	514	150	623	17	20	3	1	0	14	650	1	28	47	26	2	9	4
Mower (DOC/CPO)																					
Felony	268	149	142	274	217	57	219	25	0	6	24	0	55	219	0	29	14	20	1	5	0
Gross Misdemeanor	182	151	123	214	164	50	161	38	1	7	7	0	23	191	0	16	18	0	1	4	0
Misdemeanor	131	233	187	174	118	56	131	21	0	9	13	0	12	162	0	18	33	0	0	2	0
Juvenile	111	121	120	112	81	31	67	20	0	2	23	0	19	93	0	13	3	12	0	2	1
Total	692	654	572	774	580	194	578	104	1	24	67	0	109	665	0	76	68	32	2	13	1

	Criminal Sexual Conduct	CrIm Vehicle Oper Harm	CrIm vehicle Oper Death	Disturbing Peace	Drugs	DWI	Escape/Flight	Forgery	Gambling	Harassment/Stalking	Homicide	Status/Federal/Misc.	Kidnaping	Obscenity	Other Person	Property Damage	Robbery	Sex Related	Stolen Property	Theft	Traffic (exclude DWI)	Vehicle Theft	Weapons	Unknown
Lincoln (DOC)																								
Felony	1	0	0	0	2	4	0	0	0	0	0	0	0	0	0	0	0	0	1	1	0	0	1	0
Gross Misdemeanor	0	0	0	0	0	9	0	0	0	0	0	0	0	0	0	0	0	0	0	4	3	0	0	0
Misdemeanor	0	0	0	3	0	7	0	0	0	0	0	1	0	0	0	0	0	0	0	0	0	0	0	0
Juvenile	0	0	0	0	0	0	0	0	0	0	0	0	0	0	0	0	0	0	0	0	0	0	0	0
Total	1	0	0	3	2	20	0	0	0	0	0	1	0	0	0	0	0	0	1	5	3	0	1	0
Lyon (DOC)																								
Felony	14	1	1	0	113	28	4	42	0	1	0	0	3	0	0	4	1	0	2	48	0	4	3	0
Gross Misdemeanor	1	0	0	1	3	131	1	3	0	2	0	0	0	0	0	2	0	0	3	11	11	0	1	0
Misdemeanor	0	0	0	20	4	80	1	2	0	0	0	3	0	0	0	6	0	0	0	20	23	3	1	0
Juvenile	3	0	1	3	8	1	2	0	0	0	0	4	0	0	0	1	0	0	1	8	3	0	0	0
Total	18	1	2	24	128	240	8	47	0	3	0	7	3	0	0	13	1	0	6	87	37	7	5	0
McLeod (DOC)																								
Felony	30	1	2	1	79	30	1	18	0	3	0	0	0	2	0	1	0	0	1	18	0	1	4	0
Gross Misdemeanor	2	1	1	0	0	88	0	4	0	0	0	1	0	0	0	0	0	0	0	4	3	0	1	0
Misdemeanor	0	0	0	23	1	65	0	0	0	1	0	10	0	0	0	1	0	0	1	11	9	0	0	0
Juvenile	1	0	0	3	12	1	1	1	0	0	0	5	0	0	0	2	0	0	0	5	4	2	1	0
Total	33	2	3	27	92	184	2	23	0	4	0	16	0	2	0	4	0	0	2	38	16	3	6	0
Mahnomen (DOC)																								
Felony	2	0	2	0	54	16	4	6	0	0	0	0	0	0	0	2	0	0	2	17	0	0	1	0
Gross Misdemeanor	0	0	0	0	0	38	0	0	0	0	0	0	0	0	0	0	0	0	0	1	0	0	0	0
Misdemeanor	0	0	0	0	0	0	0	0	0	0	0	0	0	0	0	0	0	0	0	0	0	0	0	0
Juvenile	1	0	0	2	5	0	1	0	0	0	0	4	0	0	0	4	0	0	0	1	0	0	0	0
Total	3	0	2	2	59	54	5	6	0	0	0	4	0	0	0	6	0	0	2	19	0	0	1	0
Marshall (DOC)																								
Felony	5	3	0	0	17	5	0	3	0	0	0	0	0	0	0	0	0	1	0	6	0	0	4	0
Gross Misdemeanor	3	0	0	0	0	20	0	0	0	1	0	0	0	0	0	0	0	0	1	0	1	0	0	0
Misdemeanor	0	0	0	0	0	1	0	0	0	0	0	0	0	0	0	0	0	0	0	0	0	0	0	0
Juvenile	3	0	0	0	2	1	0	0	0	0	0	0	0	0	0	0	0	0	0	3	0	0	0	0
Total	11	3	0	0	19	27	0	3	0	1	0	0	0	0	0	0	0	1	1	9	1	0	4	0
Martin (DOC)																								
Felony	25	1	0	0	87	8	2	7	0	1	1	1	0	1	0	3	1	0	3	21	0	4	3	0
Gross Misdemeanor	0	0	2	0	1	57	0	4	0	0	0	0	0	0	0	1	0	0	0	6	7	1	0	0
Misdemeanor	0	0	0	3	1	37	0	0	0	1	0	2	0	0	0	0	0	0	0	9	9	2	0	1
Juvenile	3	0	0	4	2	3	0	0	0	0	0	10	0	0	0	7	0	0	0	6	4	0	1	0
Total	28	1	2	7	91	105	2	11	0	2	1	13	0	1	0	11	1	0	3	42	20	7	4	1
Meeker (DOC/CPO)																								
Felony	15	0	2	1	45	6	1	9	1	0	0	0	1	0	0	1	0	1	2	9	1	0	1	0
Gross Misdemeanor	0	0	3	5	0	92	1	1	0	0	0	1	0	0	0	4	0	0	0	4	8	0	4	0
Misdemeanor	0	0	0	24	2	41	2	0	0	3	0	1	0	0	0	2	0	0	0	11	16	0	1	1
Juvenile	4	0	0	4	5	0	1	0	0	1	0	3	0	1	1	5	0	0	0	1	2	0	0	0
Total	19	0	5	34	52	139	5	10	1	4	0	5	1	1	1	12	0	1	2	25	27	0	6	1
Mille Lacs (DOC/CPO)																								
Felony	36	0	2	3	112	19	8	15	0	2	2	1	1	2	0	2	0	0	4	30	0	0	8	0
Gross Misdemeanor	5	1	4	2	1	299	0	12	0	3	0	1	0	0	0	7	1	0	5	19	41	0	1	6
Misdemeanor	0	0	1	47	7	137	3	3	0	3	0	11	0	0	0	12	0	0	0	61	44	3	1	5
Juvenile	6	1	0	10	4	0	1	1	0	0	0	7	0	1	0	12	0	0	1	7	4	0	3	1
Total	47	2	7	62	124	455	12	31	0	8	2	20	1	3	0	33	1	0	10	117	89	3	13	12
Morrison (CCA)																								
Felony	19	1	0	0	112	20	4	22	0	4	0	1	0	0	0	0	0	0	5	24	1	0	3	3
Gross Misdemeanor	3	3	0	2	0	160	0	2	0	2	0	0	0	0	0	1	0	0	1	3	1	0	0	0
Misdemeanor	3	0	0	19	6	73	0	1	0	2	0	1	0	0	0	4	0	0	0	3	3	0	1	1
Juvenile	13	0	0	1	2	1	1	0	0	0	0	5	0	0	0	2	1	0	0	4	1	1	0	1
Total	38	4	0	22	120	254	5	25	0	8	0	7	0	0	0	7	1	0	6	34	6	1	4	5
Mower (DOC/CPO)																								
Felony	29	1	0	1	87	25	6	19	0	2	0	0	1	0	0	0	3	0	7	16	0	1	7	0
Gross Misdemeanor	0	0	0	3	0	143	0	4	0	2	0	2	0	0	0	1	0	0	1	6	9	0	4	0
Misdemeanor	0	0	0	21	0	61	0	1	0	0	0	1	0	0	0	4	0	0	1	18	10	0	0	4
Juvenile	4	0	0	9	5	5	1	0	0	0	0	10	0	0	0	8	1	0	2	12	1	0	1	22
Total	33	1	0	34	92	234	7	24	0	4	0	13	1	0	0	13	4	0	11	52	20	1	12	26

	2013 Year-end Population	2014 Entries	2014 Removals	2014 Year-end Population	Male	Female	White	Black	American Indian	Asian/Pacific Islander	Other Race	Unknown Race	Hispanic	Not Hispanic	Arson	Assault	Assault-Domestic	Burglary	Crime Against Family	Crime Against Justice	Crime Against Government
Murray (DOC)																					
Felony	36	11	17	31	21	10	28	1	1	1	0	0	0	31	0	3	1	1	0	3	0
Gross Misdemeanor	18	6	7	17	14	3	16	0	0	0	1	0	1	16	0	1	0	0	0	0	1
Misdemeanor	23	20	19	23	17	6	20	1	2	0	0	0	4	19	0	0	3	0	0	0	0
Juvenile	6	2	4	4	4	0	3	0	0	0	1	0	0	4	0	0	0	0	0	0	0
Total	83	39	47	75	56	19	67	2	3	1	2	0	5	70	0	4	4	1	0	3	1
Nicollet (DOC/CPO)																					
Felony	189	75	72	191	148	43	157	20	0	0	14	0	12	179	1	17	8	11	2	3	1
Gross Misdemeanor	121	38	63	96	70	26	64	10	0	0	22	0	8	88	0	1	7	0	3	4	0
Misdemeanor	91	84	78	98	74	24	39	4	0	0	55	0	5	93	0	3	7	0	0	3	0
Juvenile	33	51	46	38	26	12	14	4	1	0	19	0	1	37	1	6	0	4	0	0	0
Total	434	248	259	423	318	105	274	38	1	0	110	0	26	397	2	27	22	15	5	10	1
Nobles (CCA)																					
Felony	205	72	64	216	161	55	156	20	5	27	8	0	65	151	0	22	5	10	1	5	0
Gross Misdemeanor	167	80	61	184	154	30	150	21	0	11	2	0	74	110	0	3	1	1	1	7	0
Misdemeanor	234	126	175	184	148	36	150	17	4	10	3	0	70	114	0	8	7	0	0	3	1
Juvenile	65	89	77	77	48	29	55	6	2	11	3	0	38	39	0	7	2	2	0	0	0
Total	671	367	377	661	511	150	511	64	11	59	16	0	247	414	0	40	15	13	2	15	1
Norman (CCA)																					
Felony	55	11	30	36	29	7	32	1	2	1	0	0	6	30	0	4	1	8	0	0	1
Gross Misdemeanor	27	10	11	26	18	8	22	0	4	0	0	0	2	24	0	0	0	0	0	0	0
Misdemeanor	2	2	2	2	2	0	2	0	0	0	0	0	0	2	0	0	2	0	0	0	0
Juvenile	6	3	3	6	5	1	5	0	0	0	1	0	0	6	0	2	1	0	0	0	0
Total	90	26	46	70	54	16	61	1	6	1	1	0	8	62	0	6	4	8	0	0	1
Olmsted (CCA)																					
Felony	1021	372	341	1075	839	236	763	233	10	49	20	0	72	1003	4	120	112	62	6	17	3
Gross Misdemeanor	616	380	313	677	521	156	522	111	7	23	14	0	70	607	0	23	41	2	3	12	0
Misdemeanor	501	475	364	595	429	166	459	88	4	31	13	0	60	535	0	26	116	0	0	12	0
Juvenile	205	187	214	178	123	55	108	56	3	9	2	0	13	165	2	35	12	14	0	3	0
Total	2343	1414	1232	2525	1912	613	1852	488	24	112	49	0	215	2310	6	204	281	78	9	44	3
Otter Tail (DOC/CPO)																					
Felony	472	153	148	479	366	113	407	36	17	2	17	0	13	466	5	46	24	44	0	7	1
Gross Misdemeanor	163	178	161	181	139	42	172	3	3	0	3	0	3	178	0	8	16	1	2	1	0
Misdemeanor	110	139	134	112	83	29	103	8	1	0	0	0	5	107	0	4	48	0	0	4	1
Juvenile	95	117	109	103	79	24	92	10	1	0	0	0	1	102	2	14	5	0	0	2	0
Total	840	587	552	875	667	208	774	57	22	2	20	0	22	853	7	72	93	45	2	14	2
Pennington (DOC)																					
Felony	123	59	37	147	110	37	119	7	20	0	1	0	11	136	0	20	6	10	0	2	0
Gross Misdemeanor	43	18	16	43	32	11	36	3	3	0	1	0	4	39	0	1	3	0	0	0	0
Misdemeanor	1	6	1	6	5	1	4	1	0	0	1	0	0	6	0	1	3	0	0	0	0
Juvenile	30	13	17	26	22	4	13	0	1	0	12	0	1	25	0	4	0	2	0	0	0
Total	197	96	71	222	169	53	172	11	24	0	15	0	16	206	0	26	12	12	0	2	0
Pine (DOC/CPO)																					
Felony	394	149	149	393	309	84	312	13	49	2	17	0	2	391	3	44	21	30	4	5	1
Gross Misdemeanor	306	114	142	284	221	63	227	4	36	2	15	0	5	279	0	7	9	1	3	12	0
Misdemeanor	279	220	194	300	214	86	238	8	29	3	22	0	5	295	0	15	34	0	0	11	0
Juvenile	71	55	51	75	49	26	23	2	16	0	34	0	0	75	1	9	0	8	0	4	0
Total	1050	538	536	1052	793	259	800	27	130	7	88	0	12	1040	4	75	64	39	7	32	1
Pipestone (DOC)																					
Felony	68	22	21	69	50	19	58	5	6	0	0	0	6	63	1	2	2	8	0	0	1
Gross Misdemeanor	47	18	20	47	40	7	38	2	6	1	0	0	6	41	0	2	1	0	0	1	0
Misdemeanor	29	20	18	29	21	8	24	3	2	0	0	0	3	26	0	1	5	0	0	0	0
Juvenile	11	6	13	4	3	1	4	0	0	0	0	0	0	4	0	0	0	0	0	0	0
Total	155	66	72	149	114	35	124	10	14	1	0	0	15	134	1	5	8	8	0	1	1
Polk (CCA)																					
Felony	455	183	216	421	297	124	361	20	39	1	0	0	100	321	3	45	34	28	0	8	0
Gross Misdemeanor	267	102	127	243	200	43	213	15	15	0	0	0	35	208	2	14	6	1	1	6	3
Misdemeanor	3	5	1	7	4	3	6	0	1	0	0	0	0	7	0	1	1	0	1	0	0
Juvenile	46	25	47	24	19	5	21	2	1	0	0	0	11	13	1	5	1	1	0	0	0
Total	771	315	391	695	520	175	601	37	56	1	0	0	146	549	6	65	42	30	2	14	3

	2013 Year-end Population	2014 Entries	2014 Removals	2014 Year-end Population	Male	Female	White	Black	American Indian	Asian/Pacific Islander	Other Race	Unknown Race	Hispanic	Not Hispanic	Arson	Assault	Assault-Domestic	Burglary	Crime Against Family	Crime Against Justice	Crime Against Government
Waseca (DOC/CPO)																					
Felony	87	55	55	87	76	11	65	9	2	0	11	0	5	82	0	12	4	8	0	1	1
Gross Misdemeanor	118	50	65	108	81	27	26	3	0	0	79	0	1	107	0	5	7	1	3	6	0
Misdemeanor	83	95	76	97	72	25	10	2	0	0	85	0	1	96	0	6	15	0	1	2	0
Juvenile	19	15	12	22	16	6	0	0	0	0	22	0	0	22	2	1	0	2	0	1	0
Total	307	215	208	314	245	69	101	14	2	0	197	0	7	307	2	24	26	11	4	10	1
Washington (CCA)																					
Felony	1295	503	604	1198	918	280	982	137	25	33	21	0	64	1134	4	115	60	84	1	19	8
Gross Misdemeanor	1037	355	487	920	685	235	755	75	13	30	47	0	39	881	0	24	20	1	0	22	2
Misdemeanor	1404	784	806	1363	966	397	1049	122	20	60	112	0	68	1295	1	36	79	3	1	19	3
Juvenile	194	253	261	186	133	53	114	32	6	4	30	0	17	169	0	18	3	7	0	8	0
Total	3930	1895	2158	3667	2702	965	2900	366	64	127	210	0	188	3479	5	193	162	95	2	68	13
Watowan (DOC)																					
Felony	136	26	42	122	98	24	113	6	1	1	1	0	43	79	0	11	10	9	1	4	0
Gross Misdemeanor	69	15	32	51	45	6	48	1	0	0	2	0	17	34	0	1	4	0	1	3	0
Misdemeanor	51	46	37	59	49	10	51	0	2	1	5	0	25	34	0	8	13	0	1	0	0
Juvenile	41	46	42	45	29	16	40	0	0	0	5	0	31	14	1	9	3	2	0	2	0
Total	297	133	153	277	221	56	252	7	3	2	13	0	116	161	1	29	30	11	3	9	0
Wilkin (DOC/CPO)																					
Felony	20	18	13	25	18	7	18	1	3	0	3	0	2	23	0	4	1	3	0	1	0
Gross Misdemeanor	48	27	30	48	44	4	3	0	1	0	44	0	0	48	0	0	4	0	0	1	1
Misdemeanor	48	39	47	37	28	9	2	1	0	0	34	0	0	37	0	3	6	0	0	1	0
Juvenile	19	16	21	14	10	4	1	0	0	0	13	0	0	14	0	2	2	2	0	0	1
Total	135	100	111	124	100	24	24	2	4	0	94	0	2	122	0	9	13	5	0	3	2
Winona (DOC)																					
Felony	416	120	139	404	312	92	339	49	2	5	9	0	9	395	2	36	22	22	2	4	0
Gross Misdemeanor	192	121	102	210	165	45	184	14	2	3	7	0	5	205	0	9	13	0	3	11	0
Misdemeanor	233	223	204	246	181	65	207	14	2	2	21	0	16	230	0	11	20	0	0	4	1
Juvenile	87	59	62	84	62	22	64	14	1	2	3	0	4	80	0	5	7	5	0	3	4
Total	928	523	507	944	720	224	794	91	7	12	40	0	34	910	2	61	62	27	5	22	5
Wright (DOC/CPO)																					
Felony	795	277	265	809	630	179	742	42	11	8	6	0	14	795	4	74	54	40	3	10	4
Gross Misdemeanor	849	338	429	763	595	168	705	37	15	3	3	0	29	734	0	29	44	5	3	18	4
Misdemeanor	770	575	557	781	581	200	715	33	16	10	7	0	46	735	0	62	71	0	0	14	10
Juvenile	199	187	233	153	116	37	137	12	1	3	0	0	9	144	0	9	4	4	0	8	0
Total	2613	1377	1484	2506	1922	584	2299	124	43	24	16	0	98	2408	4	174	173	49	6	50	18
Yellow Medicine (CCA)																					
Felony	52	44	40	58	40	18	36	3	9	0	10	0	5	53	0	5	3	2	0	4	0
Gross Misdemeanor	50	27	42	35	24	11	27	0	3	1	4	0	1	34	0	5	3	1	0	0	0
Misdemeanor	43	38	45	34	24	10	21	2	4	0	7	0	2	32	0	2	2	0	0	0	0
Juvenile	10	19	13	16	14	2	10	0	0	0	6	0	0	16	0	2	1	3	0	0	0
Total	155	128	140	143	102	41	94	5	16	1	27	0	8	135	0	14	9	6	0	4	0

	Criminal Sexual Conduct	Oper Harm	Oper Death	Disturbing Peace	Drugs	DWI	Escape/Flight	Forgery	Gambling	Harassment/Stalking	Homicide	Status/Federal/Misc.	Kidnaping	Obscenity	Other Person	Property Damage	Robbery	Sex Related	Stolen Property	Theft	Traffic (exclude DWI)	Vehicle Theft	Weapons	Unknown
Waseca (DOC/CPO)																								
Felony	7	0	0	0	27	9	0	3	0	1	0	0	1	3	0	1	1	0	1	6	0	0	1	0
Gross Misdemeanor	0	1	1	1	1	63	0	3	0	0	0	0	0	0	0	0	0	0	2	6	6	0	1	1
Misdemeanor	0	0	0	12	0	38	0	0	0	3	0	0	0	0	0	3	0	0	1	9	6	1	0	0
Juvenile	1	0	0	3	0	1	1	0	0	0	0	2	0	0	0	1	0	1	0	5	1	0	0	0
Total	8	1	1	16	28	111	1	6	0	4	0	2	1	3	0	5	1	1	4	26	13	1	2	1
Washington (CCA)																								
Felony	87	5	7	0	380	91	15	76	2	4	3	0	4	12	0	16	15	18	23	129	0	7	12	1
Gross Misdemeanor	12	5	5	9	1	714	3	12	0	1	0	0	0	1	0	4	0	2	9	31	35	0	6	1
Misdemeanor	1	0	0	173	10	723	0	3	0	1	0	2	0	1	1	9	0	1	6	99	186	1	3	1
Juvenile	14	0	0	26	27	2	1	0	0	0	0	20	0	0	0	12	0	0	3	36	1	1	6	1
Total	114	10	12	208	418	1530	19	91	2	6	3	22	4	14	1	41	15	21	41	295	222	9	27	4
Watsonwan (DOC)																								
Felony	23	0	0	0	28	1	2	4	0	3	0	0	3	1	0	3	0	2	0	15	0	0	2	0
Gross Misdemeanor	0	0	1	4	0	30	0	0	0	2	0	0	0	0	0	2	0	0	0	2	1	0	0	0
Misdemeanor	0	0	0	2	0	28	0	2	0	1	0	1	0	0	0	1	0	0	0	1	1	0	0	0
Juvenile	1	0	0	4	5	1	1	0	0	1	0	1	0	0	0	3	0	0	0	5	4	1	1	0
Total	24	0	1	10	33	60	3	6	0	7	0	2	3	1	0	9	0	2	0	23	6	1	3	0
Wilkin (DOC/CPO)																								
Felony	2	0	0	0	7	3	1	0	0	0	0	0	0	1	0	0	0	0	0	1	0	0	1	0
Gross Misdemeanor	0	0	0	2	0	39	0	0	0	0	0	0	0	0	0	0	0	0	0	0	1	0	0	0
Misdemeanor	0	0	0	6	0	19	0	0	0	0	0	0	0	0	0	1	0	0	0	0	1	0	0	0
Juvenile	0	0	0	0	0	1	1	0	0	0	0	1	0	0	0	1	0	0	0	1	1	1	0	0
Total	2	0	0	8	7	62	2	0	0	0	0	1	0	1	0	2	0	0	0	2	3	1	1	0
Winona (DOC)																								
Felony	43	0	5	0	168	41	4	8	0	1	0	0	3	1	1	4	3	2	1	17	0	2	10	2
Gross Misdemeanor	2	2	5	0	1	129	0	5	0	7	0	0	0	0	0	2	0	0	3	5	9	0	4	0
Misdemeanor	0	0	0	14	2	136	1	1	0	0	0	5	0	0	0	4	0	0	0	12	32	3	0	0
Juvenile	6	0	0	5	13	0	1	3	0	1	0	12	0	0	0	0	2	1	0	9	1	3	3	0
Total	51	2	10	19	184	306	6	17	0	9	0	17	3	1	1	10	5	3	4	43	42	8	17	2
Wright (DOC/CPO)																								
Felony	101	0	7	1	256	54	8	51	1	6	0	0	1	7	0	12	7	0	19	66	3	3	11	6
Gross Misdemeanor	5	10	3	11	1	546	2	4	1	3	0	1	0	0	0	5	2	0	10	41	12	0	3	0
Misdemeanor	0	0	0	68	15	295	2	4	2	8	0	27	0	2	0	5	0	0	0	47	142	2	5	0
Juvenile	26	0	0	14	21	2	1	1	0	0	0	6	0	2	0	13	2	0	4	23	12	1	0	0
Total	132	10	10	94	293	897	13	60	4	17	0	34	1	11	0	35	11	0	33	177	169	6	19	6
Yellow Medicine (CCA)																								
Felony	3	0	1	1	22	3	0	5	0	1	0	0	0	1	0	1	0	0	0	0	3	0	0	3
Gross Misdemeanor	0	0	0	0	0	21	0	1	0	0	0	0	0	0	0	0	0	0	0	2	1	0	0	1
Misdemeanor	0	0	0	7	1	20	0	0	0	0	0	0	0	0	0	0	0	0	0	0	2	0	0	0
Juvenile	0	0	0	3	1	0	0	0	0	0	0	3	0	0	0	0	0	0	0	2	1	0	0	0
Total	3	0	1	11	24	44	0	6	0	1	0	3	0	1	0	1	0	0	0	4	7	0	0	4

	2013 Year-end Population	2014 Entries	2014 Removals	2014 Year-end Population	Male	Female	White	Black	American Indian	Asian/Pacific Islander	Other Race	Unknown Race	Hispanic	Not Hispanic	Arson	Assault	Assault-Domestic	Burglary	Crime Against Family	Crime Against Justice	Crime Against Government	
CCA Agencies																						
Felony	28317	10668	10267	29131	22922	6209	18361	7738	1096	908	1028	0	1785	27346	100	2914	1920	1832	57	540	76	
Gross Misdemeanor	22071	8272	8760	21654	16645	5009	15556	3613	600	711	1174	0	1336	20318	9	600	920	105	114	446	69	
Misdemeanor	18684	14102	14645	17658	13206	4452	11249	3050	423	711	2225	0	1180	16478	3	726	2204	14	11	307	96	
Juvenile	4546	5057	5343	4260	3149	1111	1962	1487	185	146	480	0	429	3831	19	534	144	208	0	113	5	
Total	73618	38099	39015	72703	55922	16781	47128	15888	2304	2476	4907	0	4730	67973	131	4774	5188	2159	182	1406	246	
CPO Agencies																						
Felony	0	0	0	0	0	0	0	0	0	0	0	0	0	0	0	0	0	0	0	0	0	0
Gross Misdemeanor	6317	2758	3109	6030	4636	1394	4410	219	372	34	995	0	173	5857	3	186	322	28	56	173	46	
Misdemeanor	6094	4645	4569	6085	4423	1662	3923	209	232	51	1670	0	205	5880	1	307	712	2	5	149	38	
Juvenile	1776	1833	1953	1656	1228	428	872	103	134	15	532	0	66	1590	14	203	51	107	0	44	18	
Total	14187	9236	9631	13771	10287	3484	9205	531	738	100	3197	0	444	13327	18	696	1085	137	61	366	102	
DOC Agencies																						
Felony	12267	4437	4350	12450	9420	3030	9920	712	1356	114	348	0	599	11851	65	1198	705	889	55	209	35	
Gross Misdemeanor	2573	1311	1263	2615	2037	578	2074	132	267	29	113	0	139	2476	0	93	194	7	22	57	17	
Misdemeanor	1943	1840	1676	2038	1551	487	1609	118	141	21	149	0	163	1875	0	95	383	0	1	40	7	
Juvenile	1010	1015	1065	960	712	248	655	54	121	11	119	0	91	869	8	120	49	47	1	18	11	
Total	17793	8603	8354	18063	13720	4343	14258	1016	1885	175	729	0	992	17071	73	1506	1331	943	79	324	70	
7-County Metro																						
Felony	20008	7349	7060	20592	16360	4232	11599	6832	555	786	820	0	1056	19536	64	2020	1365	1231	40	377	59	
Gross Misdemeanor	17096	5748	6305	16616	12679	3937	11341	3251	354	654	1016	0	943	15673	7	396	658	77	67	311	38	
Misdemeanor	14684	10845	11465	13693	10242	3451	8004	2704	287	642	2056	0	885	12808	1	527	1691	10	8	251	76	
Juvenile	3206	3571	3733	3044	2254	790	1126	1300	107	126	385	0	290	2754	9	365	79	158	0	84	2	
Total	54994	27513	28563	53945	41535	12410	32070	14087	1303	2208	4277	0	3174	50771	81	3308	3793	1476	115	1023	175	
Non-Metro Counties																						
Felony	20576	7756	7557	20989	15982	5007	16682	1618	1897	236	556	0	1328	19661	101	2092	1260	1490	72	372	52	
Gross Misdemeanor	13865	6593	6827	13683	10639	3044	10699	713	885	120	1266	0	705	12978	5	483	778	63	125	365	94	
Misdemeanor	12037	9742	9425	12088	8938	3150	8777	673	509	141	1988	0	663	11425	3	601	1608	6	9	245	65	
Juvenile	4126	4334	4628	3832	2835	997	2363	344	333	46	746	0	296	3536	32	492	165	204	1	91	32	
Total	50604	28425	28437	50592	38394	12198	38521	3348	3624	543	4556	0	2992	47600	141	3668	3811	1763	207	1073	243	
Minnesota (Statewide)																						
Felony	40584	15105	14617	41581	32342	9239	28281	8450	2452	1022	1376	0	2384	39197	165	4112	2625	2721	112	749	111	
Gross Misdemeanor	30961	12341	13132	30299	23318	6981	22040	3964	1239	774	2282	0	1648	28651	12	879	1436	140	192	676	132	
Misdemeanor	26721	20587	20890	25781	19180	6601	16781	3377	796	783	4044	0	1548	24233	4	1128	3299	16	17	496	141	
Juvenile	7332	7905	8361	6876	5089	1787	3489	1644	440	172	1131	0	586	6290	41	857	244	362	1	175	34	
Total	105598	55938	57000	104537	79929	24608	70591	17435	4927	2751	8833	0	6166	98371	222	6976	7604	3239	322	2096	418	

	Criminal Sexual Conduct	Crim Vehicle Oper Harm	Crim Vehicle Oper Death	Disturbing Peace	Drugs	DWI	Escape/Flight	Forgery	Gambling	Harassment/Stalking	Homicide	Status/Federal/Misc.	Kidnapping	Obscenity	Other Person	Property Damage	Robbery	Sex Related	Stolen Property	Theft	Traffic (exclude DWI)	Vehicle Theft	Weapons	Unknown
CCA Agencies																								
Felony	1941	83	124	62	9043	1884	343	1735	6	163	62	316	72	262	4	246	722	240	390	3097	62	174	540	121
Gross Misdemeanor	174	122	114	258	50	16204	71	300	1	139	0	208	4	28	9	160	10	124	87	574	575	8	125	46
Misdemeanor	21	2	3	2090	137	8334	39	39	1	115	0	272	0	46	5	219	5	98	57	853	1863	23	32	43
Juvenile	308	4	2	399	338	42	76	32	0	13	3	623	0	22	26	190	184	0	64	587	142	32	135	15
Total	2444	211	243	2809	9568	26464	529	2106	8	430	65	1419	76	358	44	815	921	462	598	5111	2642	237	832	225
CPO Agencies																								
Felony	0	0	0	0	0	0	0	0	0	0	0	0	0	0	0	0	0	0	0	0	0	0	0	0
Gross Misdemeanor	42	35	39	71	11	3972	11	113	2	64	0	17	0	5	3	54	4	5	38	222	440	1	42	25
Misdemeanor	1	3	2	726	46	2388	23	28	2	78	0	117	1	11	2	108	0	2	18	467	754	19	27	48
Juvenile	137	4	0	145	164	38	22	14	0	6	1	176	1	10	2	104	10	2	20	169	106	13	26	49
Total	180	42	41	942	221	6398	56	155	4	148	1	310	2	26	7	266	14	9	76	858	1300	33	95	122
DOC Agencies																								
Felony	1087	33	65	33	4208	980	218	604	4	75	11	12	38	60	3	117	77	29	168	1136	33	76	201	26
Gross Misdemeanor	42	17	17	33	21	1703	10	47	2	32	0	8	0	3	0	25	0	2	20	100	126	3	12	2
Misdemeanor	0	1	0	272	22	808	9	12	0	23	0	30	1	1	0	33	0	0	4	102	160	13	4	17
Juvenile	69	3	1	53	117	19	20	5	0	2	1	98	1	4	0	59	6	1	5	135	66	14	20	7
Total	1198	54	83	391	4368	3510	257	668	6	132	12	148	40	68	3	234	83	32	197	1473	385	106	237	52
7-County Metro																								
Felony	1261	48	92	41	6194	1301	241	1326	5	105	51	305	42	224	2	181	604	198	276	2344	36	133	367	59
Gross Misdemeanor	114	86	81	171	44	12767	60	193	1	66	0	199	2	22	6	115	10	112	52	409	407	6	109	30
Misdemeanor	14	1	3	1630	84	6326	19	24	1	87	0	199	0	31	5	173	4	91	49	696	1625	16	26	25
Juvenile	183	2	1	313	217	28	58	27	0	8	2	453	0	19	26	143	156	0	52	399	122	19	113	6
Total	1572	137	177	2155	6539	20422	378	1570	7	266	53	1156	44	296	39	612	774	401	429	3848	2190	174	615	120
Non Metro Counties																								
Felony	1767	68	97	54	7057	1563	320	1013	5	133	22	23	68	98	5	182	195	71	282	1889	59	117	374	88
Gross Misdemeanor	144	88	89	191	38	9112	32	267	4	169	0	34	2	14	6	124	4	19	93	487	734	6	70	43
Misdemeanor	8	5	2	1458	121	5204	52	55	2	129	0	220	2	27	2	187	1	9	30	726	1152	39	37	83
Juvenile	331	9	2	284	402	71	60	24	0	13	3	444	2	17	2	210	44	3	37	492	192	40	68	65
Total	2250	170	190	1987	7618	15950	464	1359	11	444	25	721	74	156	15	703	244	102	442	3594	2137	202	549	279
Minnesota (Statewide)																								
Felony	3028	116	189	95	13251	2864	561	2339	10	238	73	328	110	322	7	363	799	269	558	4233	95	250	741	147
Gross Misdemeanor	258	174	170	362	82	21879	92	460	5	235	0	233	4	36	12	239	14	131	145	896	1141	12	179	73
Misdemeanor	22	6	5	3088	205	11530	71	79	3	216	0	419	2	58	7	360	5	100	79	1422	2777	55	63	108
Juvenile	514	11	3	597	619	99	118	51	0	21	5	897	2	36	28	353	200	3	89	891	314	59	181	71
Total	3822	307	367	4142	14157	36372	842	2929	18	710	78	1877	118	452	54	1315	1018	503	871	7442	4327	376	1164	399

Appendix C. 2014 Supervised Release Totals

Table 1. December 31, 2014, Supervised Release, Parole, and Intensive Supervised Release (ISR) Population by DOC Districts and CCA Agencies

Agency*	Adult							Certified Adult				Juvenile			Total
	CIP**	CMR	CRP	ISR	Parole	SR	Sub-Total	CIP	ISR	SR	Sub-Total	Parole	SR	Sub-Total	
6W CC	0	0	0	1	0	32	33	0	0	0	0	0	0	0	33
Anoka CC	1	1	0	64	3	133	202	0	2	0	2	0	0	0	204
Arrowhead Region CC	13	0	0	79	0	214	306	0	2	1	3	0	1	1	310
Blue Earth CC	0	0	0	2	0	52	54	0	0	0	0	0	0	0	54
Central Mn CC	0	0	0	7	2	121	130	0	0	0	0	0	0	0	130
Dakota CC	0	0	0	50	0	184	234	0	0	1	1	0	0	0	235
DFO CC	0	0	0	52	0	177	229	0	0	1	1	0	0	0	230
Hennepin CC	0	0	0	264	10	1098	1372	0	8	20	28	3	5	8	1408
Kandiyohi CC	0	0	0	2	0	53	55	0	0	1	1	0	0	0	56
MnDOC-Albert Lea	0	0	0	38	1	115	154	0	0	0	0	4	0	4	158
MnDOC-Bemidji1	3	0	0	27	0	124	154	0	1	0	1	0	0	0	155
MnDOC-Bemidji2	0	0	0	3	0	59	62	0	0	1	1	0	0	0	63
MnDOC-Center City	0	0	0	17	2	133	152	0	1	1	2	0	0	0	154
MnDOC-Chaska	0	0	0	1	0	57	58	0	0	1	1	0	0	0	59
MnDOC-Detroit Lakes	3	0	0	22	0	149	174	0	0	0	0	0	0	0	174
MnDOC-Grand Rapids	1	0	0	7	0	110	118	0	0	0	0	1	0	1	119
MnDOC-ISR-N	87	0	2	122	0	7	218	1	1	0	2	0	0	0	220
MnDOC-ISR-S	219	0	2	124	1	69	415	0	2	1	3	0	0	0	418
MnDOC-Litchfield	0	0	0	4	0	119	123	0	0	0	0	0	0	0	123
MnDOC-Mankato	5	3	0	36	0	97	141	0	0	0	0	2	0	2	143
MnDOC-Marshall	1	0	0	27	0	56	84	0	0	0	0	0	0	0	84
MnDOC-Moorhead	0	0	0	9	0	139	148	0	0	0	0	0	0	0	148
MnDOC-Red Wing	0	0	0	6	0	43	49	0	0	0	0	1	0	1	50
MnDOC-St. Cloud	23	0	0	55	0	155	233	0	0	0	0	0	0	0	233
MnDOC-Winona	0	0	0	5	0	53	58	0	0	0	0	0	2	2	60

*Changes to the COMS prison information management system required us to report by DOC districts and CCA Agencies rather than by County.

** It should be noted that the Department of Corrections supervises all CIP offenders statewide

Agency*	Adult							Certified Adult				Juvenile			Total
	CIP**	CMR	CRP	ISR	Parole	SR	Sub-Total	CIP	ISR	SR	Sub-Total	Parole	SR	Sub-Total	
Ramsey CC	0	1	0	195	4	595	795	0	5	5	10	0	2	2	807
Rice CC	0	0	0	4	0	31	35	0	1	0	1	0	0	0	36
Rock-Nobles CC	0	0	0	1	0	19	20	0	0	0	0	0	0	0	20
Scott CC	0	0	0	4	2	58	64	0	0	0	0	0	1	1	65
Stearns CC	0	0	0	10	0	137	147	0	0	0	0	0	0	0	147
Todd-Wadena CC	0	0	0	2	0	27	29	0	0	0	0	0	0	0	29
Tri-County CC	0	0	0	4	0	82	86	0	0	0	0	0	0	0	86
Washington CC	0	0	0	2	0	87	89	0	0	0	0	0	0	0	89
Interstate	2	0	0	22	2	334	360	0	1	4	5	0	0	0	365
Grand Total	358	5	4	1268	27	4919	6581	1	24	37	62	11	11	22	6665

Key

CIP: Challenge Incarceration Program
 CMR: Conditional Medical Release
 ISR: Intensive Supervised Release
 SR: Supervised Release

*Changes to the COMS prison information management system required us to report by DOC districts and CCA Agencies rather than by County.

** It should be noted that the Department of Corrections supervises all CIP offenders statewide

Table 2. December 31, 2014, Supervised Release, Parole, and Intensive Supervised Release (ISR) Population: Summary Statistics

Summary Level	Adult							Certified Adult				Juvenile			Total
	CIP*	CMR	CRP	ISR	Parole	SR	Sub-Total	CIP	ISR	SR	Sub-Total	Parole	SR	Sub-Total	
CCA Counties	20	2	0	743	21	3100	3886	0	18	29	47	3	9	12	3945
Non-CCA Counties	336	3	4	503	4	1485	2335	1	5	4	10	8	2	10	2355
Total (In-State)	356	5	4	1246	25	4585	6221	1	23	33	57	11	11	22	6300
7-County Metro	7	2	0	580	19	2158	2766	0	15	26	41	3	8	11	2818
Non-Metro	349	3	4	666	6	2427	3455	1	8	7	16	8	3	11	3482
Total (In-State)	356	5	4	1246	25	4585	6221	1	23	33	57	11	11	22	6300
Total (In-State)	356	5	4	1246	25	4585	6221	1	23	33	57	11	11	22	6300
Supervised out of State	2	0	0	22	2	334	360	0	1	4	5	0	0	0	365
Grand Total	358	5	4	1268	27	4919	6581	1	24	37	62	11	11	22	6665

* It should be noted that the Department of Corrections supervises all CIP offenders statewide

Table 3. December 31, 2014, In-State Supervised Release, Parole, and Intensive Supervised Release (ISR) Population by Status, Gender, and Race/Ethnicity

Status, Gender, Race/Ethnicity Category	Adult	Certified Adult	Juvenile	Total
Challenge Incarceration Program. (CIP)*	356	1	0	357
Conditional Medical Release (CMR)	5	0	0	5
Conditional Release Program (CRP)	4	0	0	4
Intensive Supervised Release (ISR)	1246	23	0	1269
Parole	25	0	11	36
Standard Supervised Release (SR)	4585	33	11	4629
Female	623	1	4	628
Male	5598	56	18	5672
American Indian-Non Hispanic	479	5	2	486
American Indian-Hispanic	1	0	1	2
Asian-Non Hispanic	157	5	0	162
Black-Non Hispanic	1585	26	11	1622
Black-Hispanic	1	0	0	1
Other/Unknown-Non Hispanic	2	0	1	3
Other/Unknown-Hispanic	3	0	3	6
White-Non-Hispanic	3536	17	4	3557
White-Hispanic	457	4	0	461
Grand Total	6221	57	22	6300

Appendix D. Court Services in Minnesota

(December 31, 2014)

32 CCA
Community Corrections Act area provides all court services.

27 DOC/CPO
State Corrections Department provides services for adult felons; County provides svcs. for juveniles/adult non-felonies

28 DOC
State Corrections Department provides all court services

