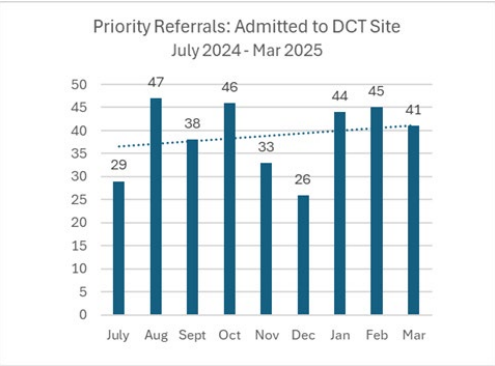
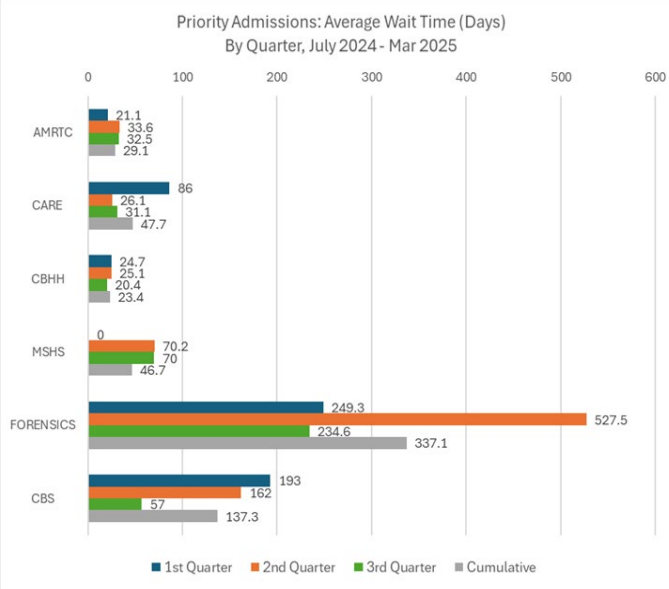
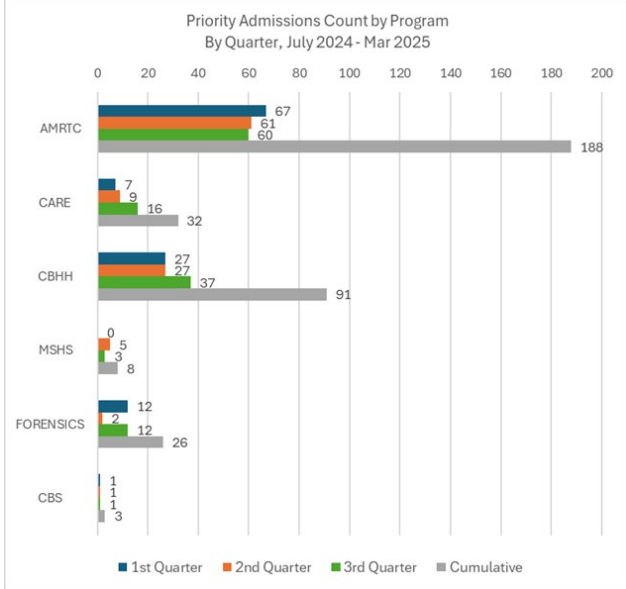
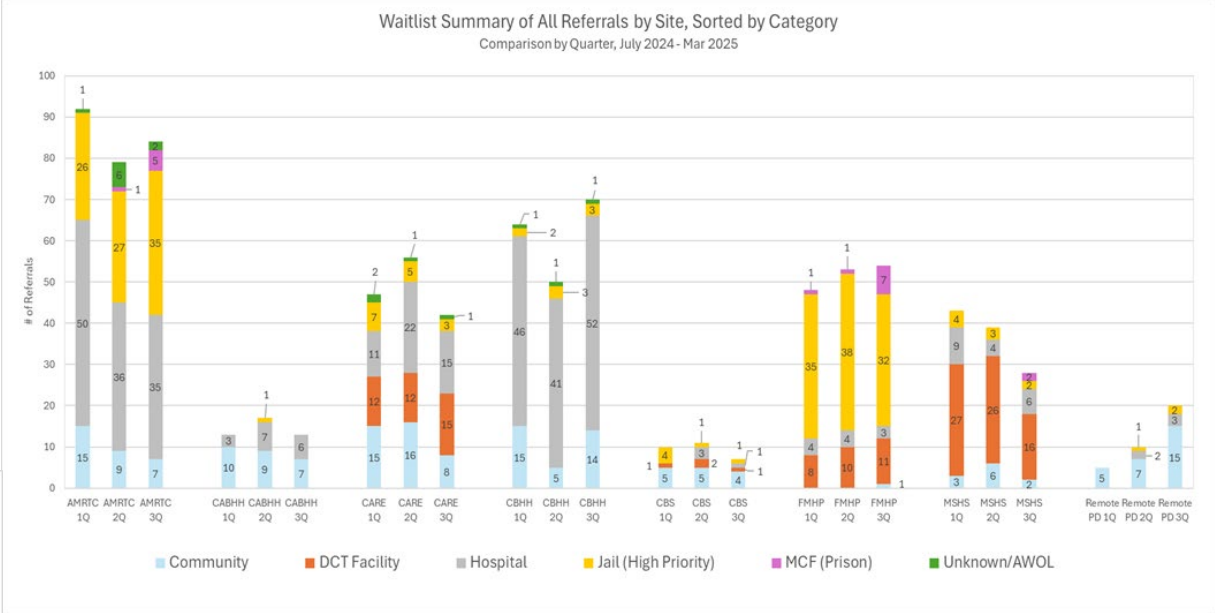
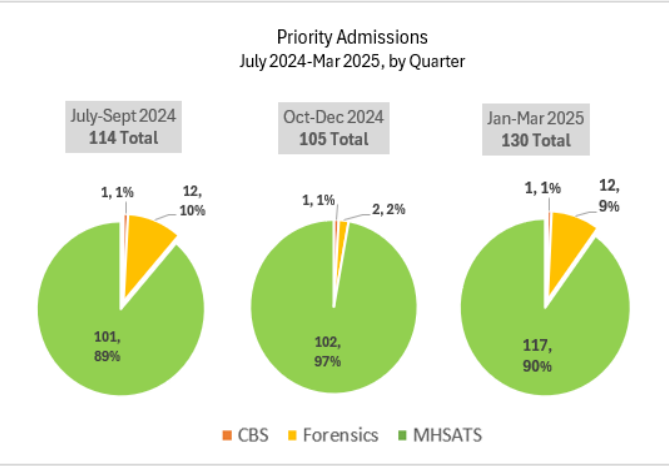
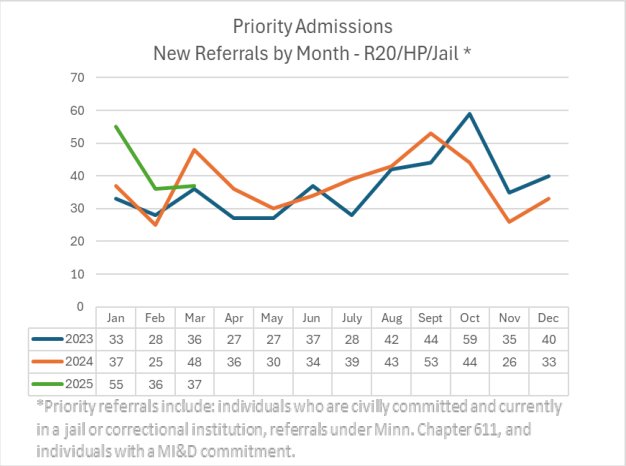


DCT Priority Admissions Framework – Quarterly Data Dashboard

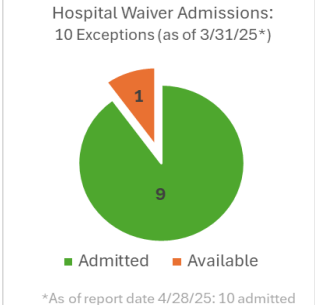
1/1/25 –3/31/25



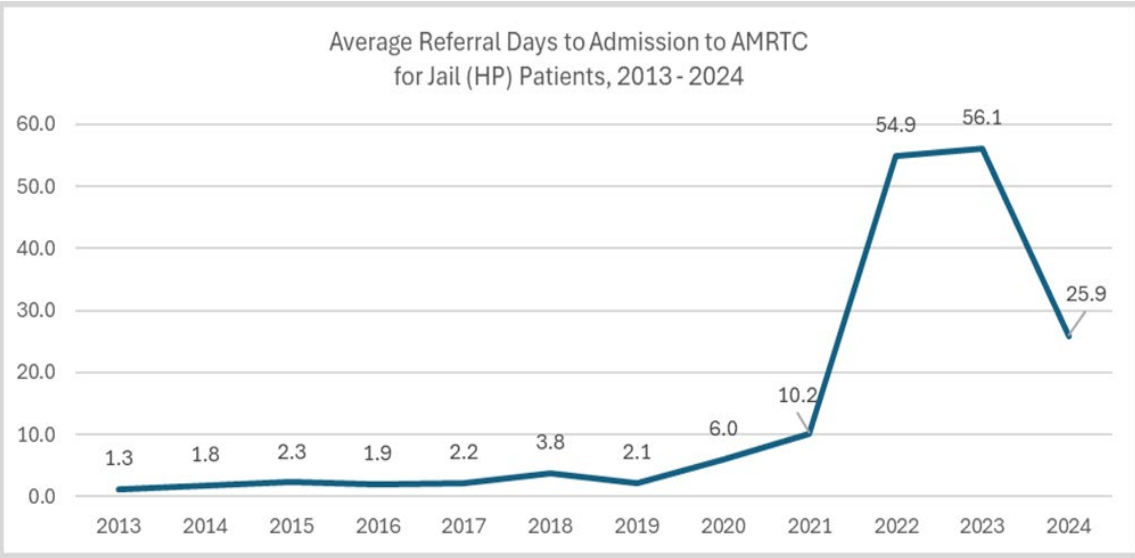
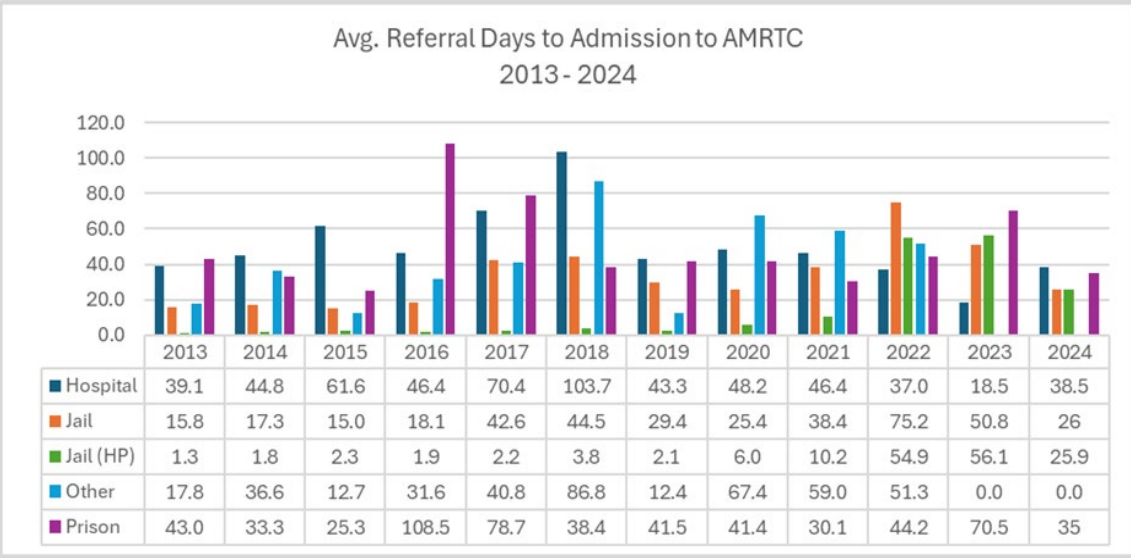
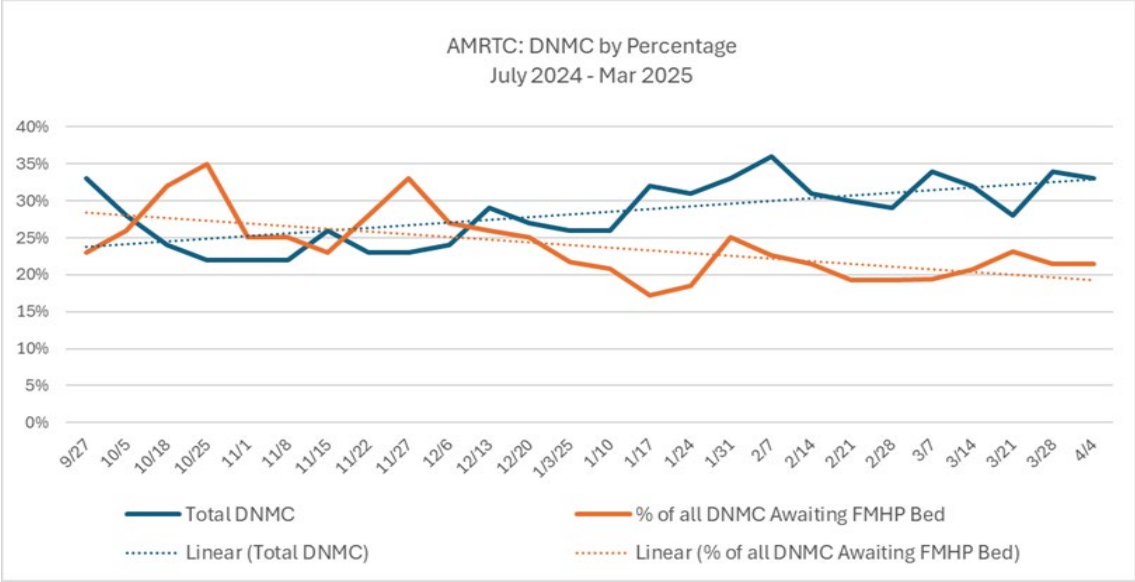
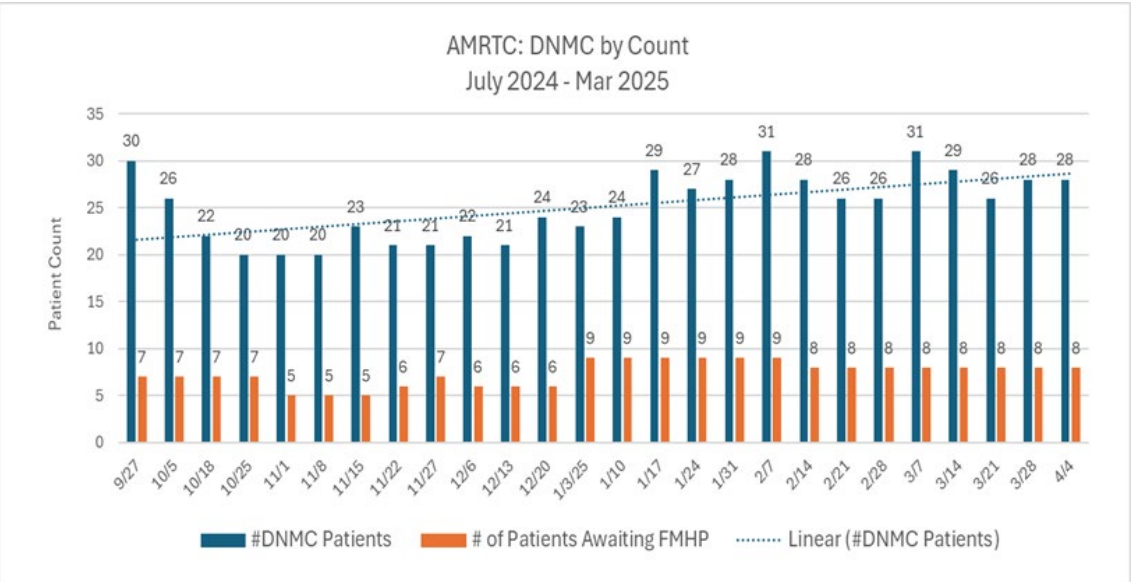
**ACRONYMS:**

AMRTC – Anoka Metro Regional Treatment Center  
CABHH – Child & Adolescent Behavioral Health Hospital  
CARE – Community Addiction Recovery Enterprise  
CBHH – Community Behavioral Health Hospital  
CBS – Community Based Services  
DNMC – Does Not Meet Criteria  
FMHP – Forensic Mental Health Program

MHSATS – Mental Health & Substance Abuse Treatment Services  
MSHS – MN Specialty Health System  
HP – High Priority (admission)  
NR – Not releasable (from jail)  
PD - Provisional Discharge  
CST -Competency to Stand Trial



Releasable Referrals	1st Qtr Snapshot 9/30/24			2nd Qtr Snapshot 12/31/24			3rd Qtr Snapshot 3/31/25		
	Count	Avg (days)	Range (days)	Count	Avg (days)	Range (days)	Count	Avg (days)	Range (days)
MHSATS	31	22.5	4-87	39 (↑)	34.8	1-202	42 (↑)	28.8	0-375
Forensics	38	218.8	35-607	41 (↑)	250	4-648	36 (↓)	252.6	4-503
CBS	3	150.3	110-209	1 (↓)	36	-	1 (-)	81	81
<b>Qtr Total</b>	<b>72</b>	<b>131.4</b>	<b>4-607</b>	<b>81 (↑)</b>	<b>143.8</b>	<b>1-648</b>	<b>79 (↓)</b>	<b>120.8</b>	<b>0-503</b>
Non-Releaseable or Transitions	10	167.5	10-878	6 (↓)	187.2	27-699	10 (↑)	191.2	4-789



UPDATED FRAMEWORK FACTOR KEY (As of Jan. 1 2025)

Weighted Factors		MHSATS	Forensics	CBS	Scoring
Factor 1	Intensity of treatment needed due to clinical acuity	45%	5%	10%	0 = Stable, low acuity, or responsive to current treatment
					1 = Urgent, high acuity, or unresponsive to current treatment
Factor 2	Current concerns for safety of the individual and/or others in the proximal environment	25%	20%	20%	0 = No risk or adequately mitigated/managed risk
					1 = Imminent risk either unmanaged or ongoing risk present despite mitigation efforts
Factor 3	Access to/or lack thereof to essential or court ordered treatment in a non-DCT environment	20%	30%	30%	0 = Appropriate treatment available and adequate
					1 = Appropriate treatment unavailable or insufficient
Factor 4	Other negative impacts to the referring facility, such as the number of beds unavailable because of caring for the referred individual.	10%	10%	30%	0 = Standard resources utilized
					1 = Extraordinary resource allocation needed, or negative impacts are present
Factor 5	NGMI Finding	0%	35%	10%	0 = No
					1 = Yes