


## Disability Waiver Rate System Component Values Effective January 1, 2014

### Residential


| Titles across this row are the Excel Spreadsheet Framework Tab Titles | Direct Staff Tab                     | Direct Staff Tab                          | Direct Staff Tab          | Employee Related Expenses Tab | Employee Related Expenses Tab | Client Program Support Tab  | Program Plan Support Tab | Program Related Expenses Tab | Program Related Expenses Tab | Program Related Expenses Tab |                                                           |              |
|-----------------------------------------------------------------------|--------------------------------------|-------------------------------------------|---------------------------|-------------------------------|-------------------------------|-----------------------------|--------------------------|------------------------------|------------------------------|------------------------------|-----------------------------------------------------------|--------------|
| Service                                                               | Hourly Wage                          | Supervision/ Span of Control <sup>1</sup> | Vacation / Sick/ Training | Taxes and Worker's Comp       | Other Benefits                | Client Program and Supports | Program Plan Support     | Standard G&A Support         | Program Related Support      | Utilization and Absence      | Transportation                                            | Facility Use |
| Residential Supports and Services in community residential settings   | \$12.41 Direct Care<br>\$7.66 Asleep | 11.00%                                    | 8.71% <sup>6</sup>        | 11.56% <sup>6</sup>           | 12.04% <sup>6</sup>           | \$2179 (Annual amount)      | N/A                      | 13.25%                       | 1.30%                        | 3.90%                        | Standard Vehicle \$1680<br>Adapted \$3000 (Annual amount) | N/A          |
| Residential Supports and Services in family settings                  | \$12.41 Direct Care<br>\$2.80 Asleep | 11.00%                                    | 8.71% <sup>6</sup>        | 11.56% <sup>6</sup>           | 12.04% <sup>6</sup>           | \$2179 (Annual amount)      | N/A                      | 3.30%                        | 1.30%                        | 1.70%                        | Standard Vehicle \$1680<br>Adapted \$3000 (Annual amount) | N/A          |

### Unit with program


| Titles across this row are the Excel Spreadsheet Framework Tab Titles | Direct Staff Tab | Direct Staff Tab                          | Direct Staff Tab          | Employee Related Expenses Tab | Employee Related Expenses Tab | Client Program Support Tab  | Program Plan Support Tab | Program Related Expenses Tab | Program Related Expenses Tab | Program Related Expenses Tab |                |              |
|-----------------------------------------------------------------------|------------------|-------------------------------------------|---------------------------|-------------------------------|-------------------------------|-----------------------------|--------------------------|------------------------------|------------------------------|------------------------------|----------------|--------------|
| Service                                                               | Hourly Wage      | Supervision/ Span of Control <sup>1</sup> | Vacation / Sick/ Training | Taxes and Worker's Comp       | Other Benefits                | Client Program and Supports | Program Plan Support     | Standard G&A Support         | Program Related Support      | Utilization and Absence      | Transportation | Facility Use |
| Behavior Program Specialist                                           | \$14.36          | 11.00%                                    | 8.71%                     | 11.56%                        | 12.04%                        | 8.60%                       | 3.10%                    | 13.25%                       | 6.10%                        | 3.90%                        | N/A            | N/A          |
| Behavior Program Analyst                                              | \$18.94          | 11.00%                                    | 8.71%                     | 11.56%                        | 12.04%                        | 8.60%                       | 3.10%                    | 13.25%                       | 6.10%                        | 3.90%                        | N/A            | N/A          |
| Behavior Program Professional                                         | \$30.75          | 11.00%                                    | 8.71%                     | 11.56%                        | 12.04%                        | 8.60%                       | 3.10%                    | 13.25%                       | 6.10%                        | 3.90%                        | N/A            | N/A          |
| Housing Access                                                        | \$16.13          | 11.00%                                    | 8.71%                     | 11.56%                        | 12.04%                        | 8.60%                       | 3.10%                    | 13.25%                       | 6.10%                        | 3.90%                        | N/A            | N/A          |


| Titles across this row are the Excel Spreadsheet Framework Tab Titles<br> | Direct Staff Tab | Direct Staff Tab | Direct Staff Tab | Employee Related Expenses Tab | Employee Related Expenses Tab | Client Program Support Tab | Program Plan Support Tab | Program Related Expenses Tab | Program Related Expenses Tab | Program Related Expenses Tab |     |     |
|------------------------------------------------------------------------------------------------------------------------------------------------------------|------------------|------------------|------------------|-------------------------------|-------------------------------|----------------------------|--------------------------|------------------------------|------------------------------|------------------------------|-----|-----|
| Coordinator                                                                                                                                                |                  |                  |                  |                               |                               |                            |                          |                              |                              |                              |     |     |
| In-Home Family Support                                                                                                                                     | \$14.95          | 11.00%           | 8.71%            | 11.56%                        | 12.04%                        | 8.60%                      | 3.10%                    | 13.25%                       | 6.10%                        | 3.90%                        | N/A | N/A |
| Independent Living Skills <sup>5</sup>                                                                                                                     | \$15.67          | 11.00%           | 8.71%            | 11.56%                        | 12.04%                        | 8.60%                      | 3.10%                    | 13.25%                       | 6.10%                        | 3.90%                        | N/A | N/A |
| Supported Employment <sup>5</sup>                                                                                                                          | \$13.33          | 11.00%           | 8.71%            | 11.56%                        | 12.04%                        | 8.60%                      | 3.10%                    | 13.25%                       | 6.10%                        | 3.90%                        | N/A | N/A |
| Supported Living Service - individual                                                                                                                      | \$13.33          | 11.00%           | 8.71%            | 11.56%                        | 12.04%                        | 8.60%                      | 3.10%                    | 13.25%                       | 6.10%                        | 3.90%                        | N/A | N/A |

**Unit without program**

| Titles across this row are the Excel Spreadsheet Framework Tab Titles<br> | Direct Staff Tab | Direct Staff Tab                          | Direct Staff Tab          | Employee Related Expenses Tab | Employee Related Expenses Tab | Client Program Support Tab  | Program Plan Support Tab | Program Related Expenses Tab | Program Related Expenses Tab | Program Related Expenses Tab |                |              |
|------------------------------------------------------------------------------------------------------------------------------------------------------------|------------------|-------------------------------------------|---------------------------|-------------------------------|-------------------------------|-----------------------------|--------------------------|------------------------------|------------------------------|------------------------------|----------------|--------------|
| Service                                                                                                                                                    | Hourly Wage      | Supervision/ Span of Control <sup>1</sup> | Vacation / Sick/ Training | Taxes and Worker's Comp       | Other Benefits                | Client Program and Supports | Program Plan Support     | Standard G&A Support         | Program Related Support      | Utilization and Absence      | Transportation | Facility Use |
| Night Supervision                                                                                                                                          | \$12.48          | 11.00%                                    | 8.71%                     | 11.56%                        | 12.04%                        | 8.60%                       | 3.10%                    | 13.25%                       | 6.10%                        | 3.90%                        | N/A            | N/A          |
| Personal Support                                                                                                                                           | \$11.86          | 11.00%                                    | 8.71%                     | 11.56%                        | 12.04%                        | 8.60%                       | 3.10%                    | 13.25%                       | 6.10%                        | 3.90%                        | N/A            | N/A          |
| Respite <sup>2</sup>                                                                                                                                       | \$11.86          | 11.00%                                    | 8.71%                     | 11.56%                        | 12.04%                        | N/A                         | N/A                      | 13.25%                       | 6.10%                        | 3.90%                        | N/A            | N/A          |
| Adult Companion                                                                                                                                            | \$11.86          | 11.00%                                    | 8.71%                     | 11.56%                        | 12.04%                        | 8.60%                       | 3.10%                    | 13.25%                       | 6.10%                        | 3.90%                        | N/A            | N/A          |

**Day**

| Titles across this row are the Excel Spreadsheet Framework Tab Titles<br> | Direct Staff Tab | Direct Staff Tab                           | Direct Staff Tab           | Employee Related Expenses Tab | Employee Related Expenses Tab | Client Program Support Tab  | Program Plan Support Tab | Program Related Expenses Tab | Program Related Expenses Tab | Program Related Expenses Tab |                |              |
|--------------------------------------------------------------------------------------------------------------------------------------------------------------|------------------|--------------------------------------------|----------------------------|-------------------------------|-------------------------------|-----------------------------|--------------------------|------------------------------|------------------------------|------------------------------|----------------|--------------|
| Service                                                                                                                                                      | Hourly Wage      | Supervision / Span of Control <sup>1</sup> | Vacation / Sick / Training | Taxes and Worker's Comp       | Other Benefits                | Client Program and Supports | Program Plan Support     | Standard G&A Support         | Program Related Support      | Utilization and Absence      | Transportation | Facility Use |
| Adult Day Care <sup>3</sup>                                                                                                                                  | \$13.33          | 11.00%                                     | 8.71%                      | 11.56%                        | 12.04%                        | 10%                         | 5.60%                    | 13.25%                       | 1.80%                        | 3.90%                        | billed         | 19.30 per    |

| Titles across this row are the Excel Spreadsheet Framework Tab Titles<br> | Direct Staff Tab | Direct Staff Tab | Direct Staff Tab | Employee Related Expenses Tab | Employee Related Expenses Tab | Client Program Support Tab | Program Plan Support Tab | Program Related Expenses Tab | Program Related Expenses Tab | Program Related Expenses Tab |                                                                  |                            |
|------------------------------------------------------------------------------------------------------------------------------------------------------------|------------------|------------------|------------------|-------------------------------|-------------------------------|----------------------------|--------------------------|------------------------------|------------------------------|------------------------------|------------------------------------------------------------------|----------------------------|
|                                                                                                                                                            |                  |                  |                  |                               |                               |                            |                          |                              |                              |                              | separately , see grid below <sup>4</sup>                         | person /per week           |
| Day Training and Habilitation                                                                                                                              | \$13.33          | 11.00%           | 8.71%            | 11.56%                        | 12.04%                        | 10%                        | 5.60%                    | 13.25%                       | 1.80%                        | 3.90%                        | billed as part of service provision, see grid below <sup>4</sup> | 19.30 per person /per week |
| Pre-Vocational Services                                                                                                                                    | \$13.33          | 11.00%           | 8.71%            | 11.56%                        | 12.04%                        | 10%                        | 5.60%                    | 13.25%                       | 1.80%                        | 3.90%                        | billed separately , see grid below <sup>4</sup>                  | 19.30 per person /per week |
| Structured Day Program                                                                                                                                     | \$13.33          | 11.00%           | 8.71%            | 11.56%                        | 12.04%                        | 10%                        | 5.60%                    | 13.25%                       | 1.80%                        | 3.90%                        | billed separately , see grid below <sup>4</sup>                  | 19.30 per person /per week |

Notes

**Market Rate Services:** The price for these services is determined by the current appropriate market rate. These services included: Assistive Technology, Environmental Accessibility Modifications, Supplies and Equipment, Caregiver Training and Education, Consumer Training and Education, Family Counseling and Training, PERS (Rate file limit applies), Transitional Services including furniture and household supplies, 24 Hour Emergency Assistance, Crisis Respite. Some of these services have rate limits, such as Environmental Accessibility Modifications, Supplies and Equipment and PERS. Reference [Bulletin #11-69-03 \(PDF\)](#) for the link to the rate limits (Page 4, Item 6).

**Pre-Determined Rate Services:** Services that will utilize an "up to" Pre-Determined Rate Limit: Chore Service, Homemaker Service, Home Delivered Meals, Case Management, Case Management, Aid, Home Care Services, Transportation Extra Attendant, CDCS Background Check. Reference [Bulletin #11-69-03](#) for the link to the rate limits (Page 4, Item 6).

|                                                                                                                                   |                   |                    |
|-----------------------------------------------------------------------------------------------------------------------------------|-------------------|--------------------|
| <b>Customized Living, 24 Hour Customized Living and Residential Care Services will be priced using the Customized Living Tool</b> | RN wage - \$30.82 | LPN wage - \$18.64 |
|-----------------------------------------------------------------------------------------------------------------------------------|-------------------|--------------------|

Customization for deaf/hard of hearing requiring signing = \$2.50

<sup>1</sup> Supervision wage is \$17.43, except for Behavior Analyst and Specialist, which is \$30.75.

**Budget neutrality factor**

|             |       |
|-------------|-------|
| Residential | 1.003 |
| Day         | 1.000 |

<sup>2</sup> Overnight respite in a facility gains an additional \$20/night for room and board.

**Budget neutrality factor**

|                   |       |
|-------------------|-------|
| Unit with program | 0.941 |
| Unit              | 0.796 |

<sup>3</sup> Adult Day Bath is priced at \$7.01 per 15-minute unit. Adult Day meal is priced at \$6.07 and snacks at \$2.00.

| <sup>4</sup> Day Bucket Transportation | Individual | Individual | Shared  | Shared  | Shared  |
|----------------------------------------|------------|------------|---------|---------|---------|
| Does the individual require a lift?    | Yes        | No         | No      | No      | Yes     |
| Does the vehicle have a lift?          | Yes        | No         | No      | Yes     | Yes     |
| 0 to 10                                | \$19.05    | \$10.50    | \$8.83  | \$9.25  | \$15.05 |
| 11 to 20                               | \$32.16    | \$15.75    | \$10.58 | \$11.88 | \$28.16 |
| 21 to 50                               | \$58.76    | \$25.75    | \$13.92 | \$16.88 | \$58.76 |
| 51+                                    | \$80.93    | \$33.50    | \$16.50 | \$20.75 | \$80.93 |

<sup>5</sup> ILS Training: Preference for service provided at 1:1. Provision at 1:2 allowed with rate divided by 2.

<sup>5</sup> Supported Employment: Preference for service provided at 1:1. Provision at 1:2 allowed with rate divided by 2, or 1:3 with rate divided by 3. Ratios of 1:4 or more should be considered another service.

<sup>6</sup> Residential staffing provided through monitoring technology is not eligible for Vac/Sick/Training or Employee Related Expenses.