



7 Minnesota ZIPs

Minnesota Department of Employment & Economic Development (DEED)



332 Minnesota Street
Suite E200
Saint Paul, Minnesota 55101

Contents

Report Parameters	1
Economy Overview	2
Historic & Projected Trends	4
Population Characteristics	6
Inbound and Outbound Migration	8
Industry Characteristics	9
Business Characteristics	14
Workforce Characteristics	15
Educational Pipeline	19

Report Parameters

7 ZIPs

55301	Albertville, MN (in Wright county)	55330	Elk River, MN (in Sherburne county)
55303	Anoka, MN (in Anoka county)	55374	Rogers, MN (in Hennepin county)
55309	Big Lake, MN (in Sherburne county)	55376	Saint Michael, MN (in Wright county)
55327	Dayton, MN (in Hennepin county)		

Class of Worker

QCEW Employees, Non-QCEW Employees, and Self-Employed

The information in this report pertains to the chosen geographical areas.

Economy Overview

162,081

Population (2021)

Population **grew by 11,285** over the last 5 years and is projected to **grow by 8,858** over the next 5 years.

59,707

Total Regional Employment

Jobs **grew by 493** over the last 5 years and are projected to **grow by 2,971** over the next 5 years.

\$70.9K

Avg. Earnings Per Job (2021)

Regional average earnings per job are **\$5.7K below** the national average earnings of \$76.6K per job.

Takeaways

- As of 2021 the region's population **increased by 7.5%** since 2016, growing by 11,285. Population is expected to **increase by 5.5%** between 2021 and 2026, adding 8,858.
- From 2016 to 2021, jobs **increased by 0.8%** in 7 Minnesota ZIPs from 59,215 to **59,707**. Labor force data is not available for 7 Minnesota ZIPs.
- There is no education attainment data for 7 Minnesota ZIPs.
- The top three industries in 2021 are Restaurants and Other Eating Places, Education and Hospitals (Local Government), and Management, Scientific, and Technical Consulting Services.

	Population (2021)	Labor Force (2021)	Jobs (2021)	Cost of Living	GRP	Imports	Exports
Region	162,081	N/A	59,707	105.0	\$8.04B	\$13.84B	\$10.08B
Nation	331,820,028	162,302,777	161,875,556	100.0	\$22.09T	\$0	\$10.75T

Dec 2021 Labor Force Breakdown

Population breakdown data is not available at the ZIP level. Please choose a different region to see this data.

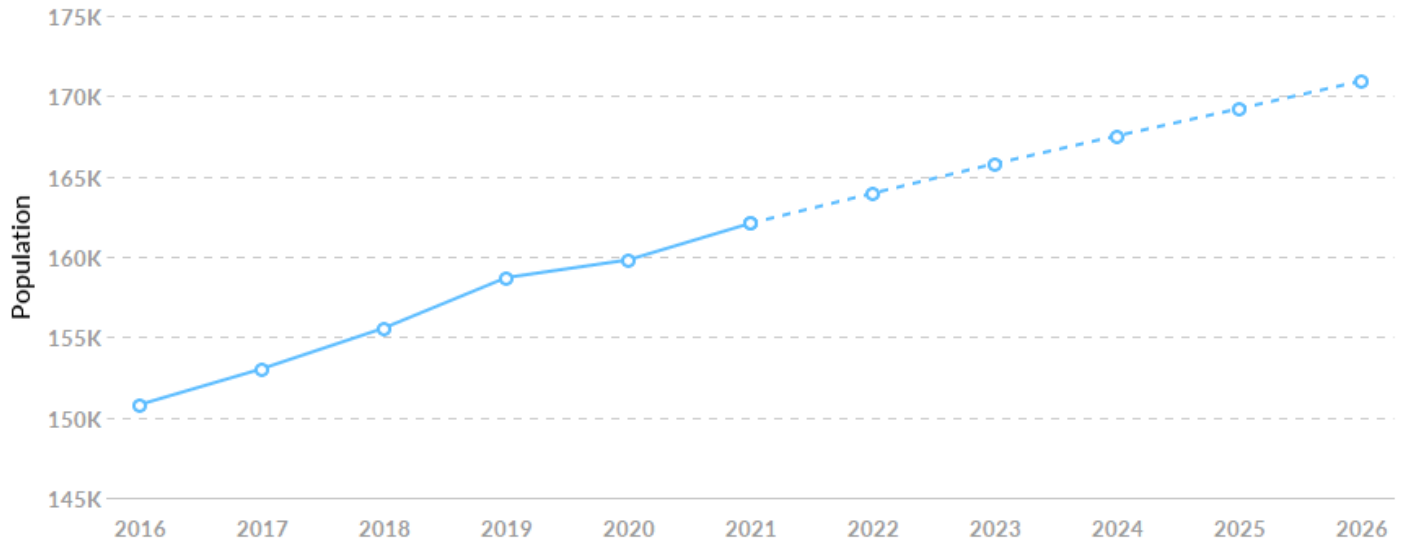
Educational Attainment

Educational attainment data is not available at the ZIP level. Please choose a different region to see this data.

Historic & Projected Trends

Population Trends

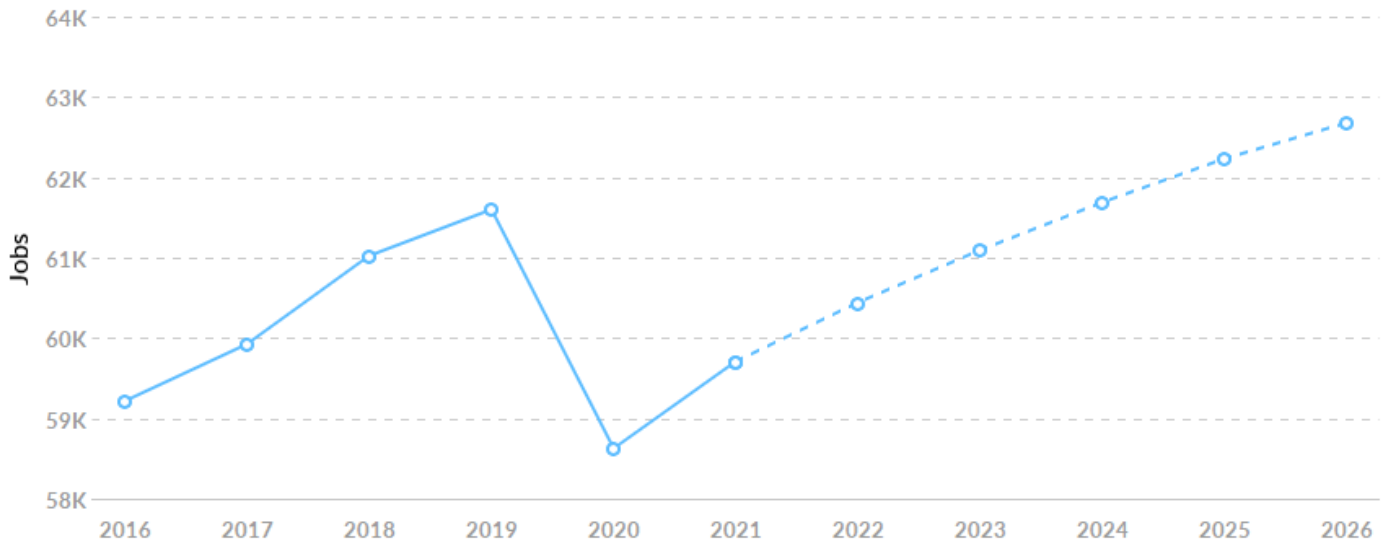
As of 2021 the region's population **increased by 7.5%** since 2016, growing by 11,285. Population is expected to **increase by 5.5%** between 2021 and 2026, adding 8,858.



Timeframe	Population
2016	150,796
2017	153,025
2018	155,564
2019	158,697
2020	159,802
2021	162,081
2022	163,946
2023	165,792
2024	167,523
2025	169,215
2026	170,938

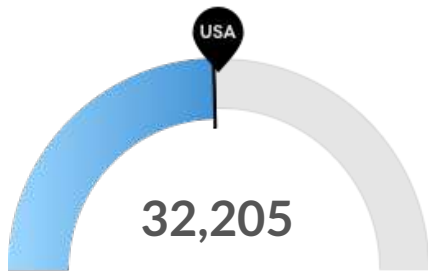
Job Trends

From 2016 to 2021, jobs increased by 0.8% in 7 Minnesota ZIPs from 59,215 to 59,707.



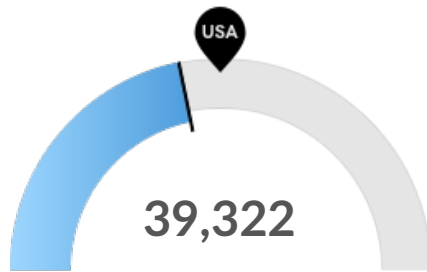
Timeframe	Jobs
2016	59,215
2017	59,924
2018	61,023
2019	61,599
2020	58,624
2021	59,707
2022	60,441
2023	61,093
2024	61,688
2025	62,231
2026	62,678

Population Characteristics



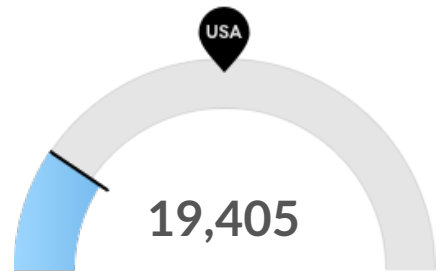
Millennials

Your area has 32,205 millennials (ages 25-39). The national average for an area this size is 32,931.



Retiring Soon

Retirement risk is low in your area. The national average for an area this size is 47,561 people 55 or older, while there are 39,322 here.



Racial Diversity

Racial diversity is low in your area. The national average for an area this size is 64,365 racially diverse people, while there are 19,405 here.



Veterans

Veterans data is not available at the ZIP level. Please choose a different region level to see this data.



Violent Crime

Crime data is not available at the ZIP level. Please choose a different region level to see this data.

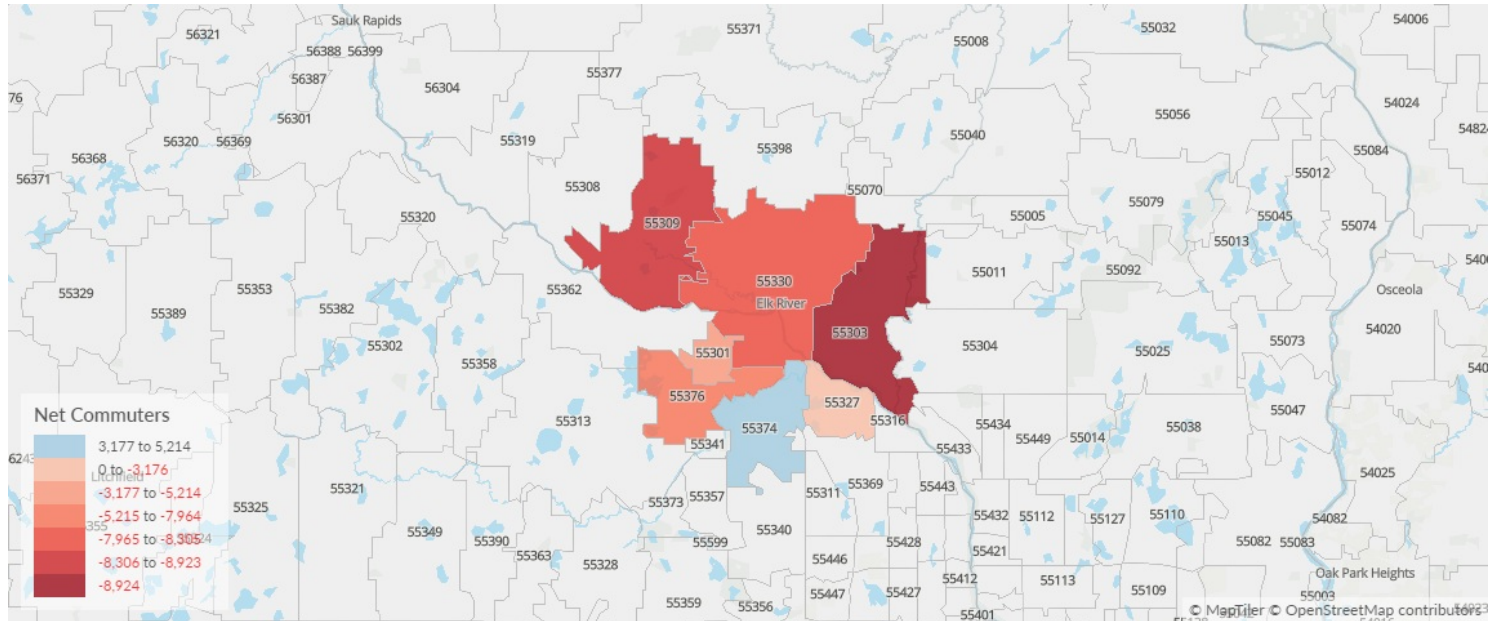


Property Crime

Crime data is not available at the ZIP level. Please choose a different region level to see this data.

Place of Work vs Place of Residence

Understanding where talent in the region currently works compared to where talent lives can help you optimize site decisions.



Where Talent Works

ZIP	Name	2021 Employment
55303	Anoka, MN (in Anoka co...	19,223
55330	Elk River, MN (in Sherb...	15,842
55374	Rogers, MN (in Hennepi...	11,612
55376	Saint Michael, MN (in W...	4,461
55301	Albertville, MN (in Wrig...	4,035

Where Talent Lives

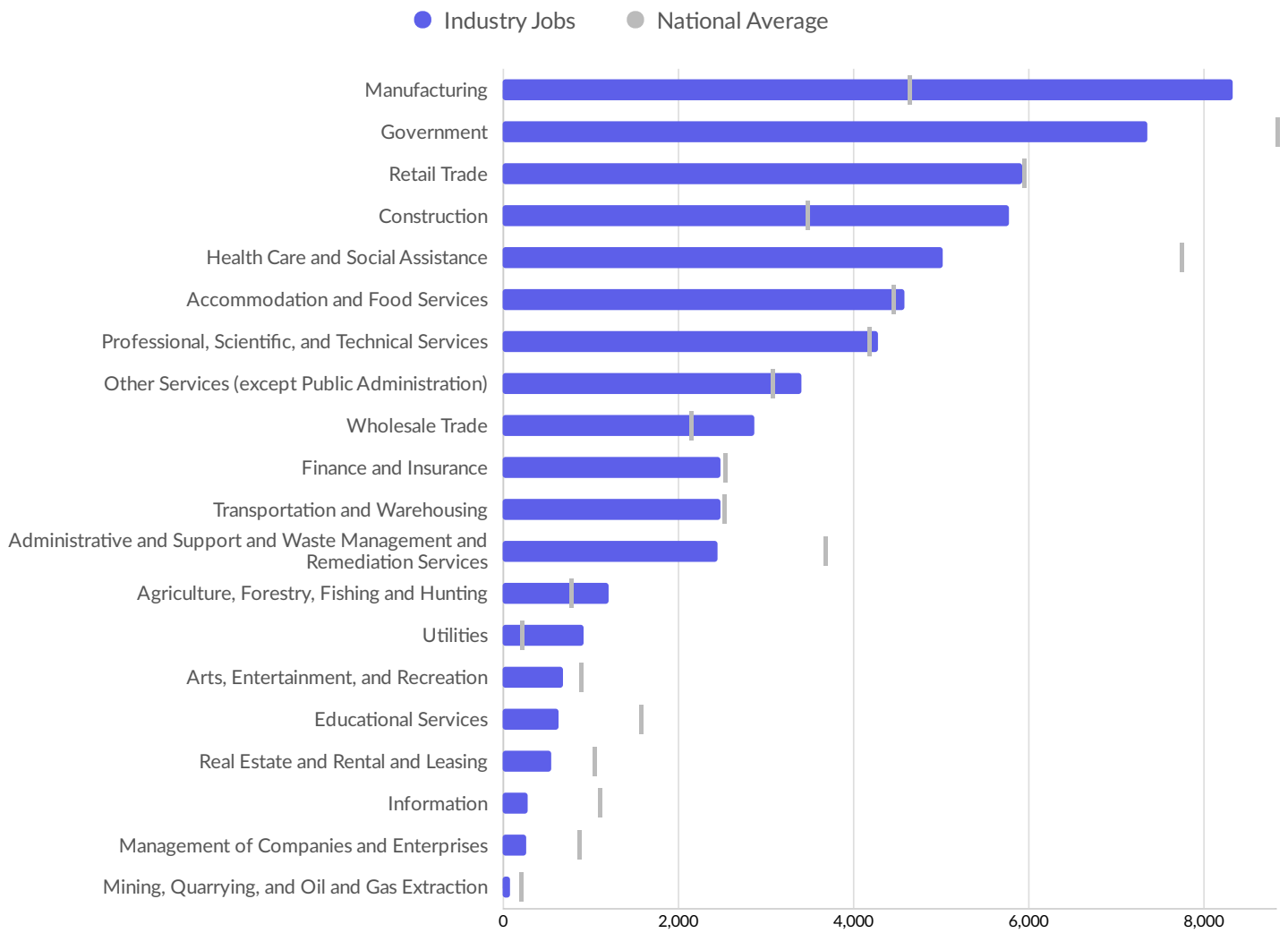
ZIP	Name	2021 Workers
55303	Anoka, MN (in Anoka co...	28,147
55330	Elk River, MN (in Sherb...	23,807
55309	Big Lake, MN (in Sherbu...	12,000
55376	Saint Michael, MN (in W...	9,675
55374	Rogers, MN (in Hennepi...	8,334

Inbound and Outbound Migration

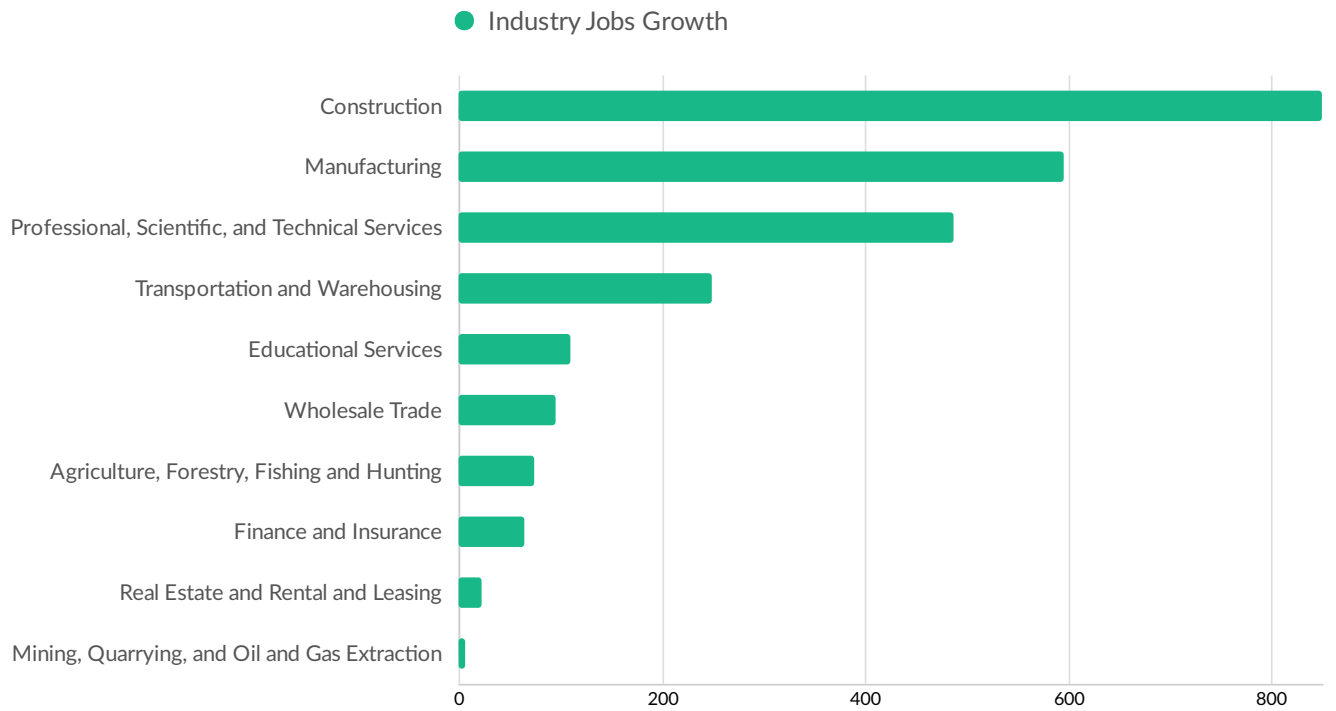
Migration data is not available at the ZIP level. Please select county level or higher to see this data.

Industry Characteristics

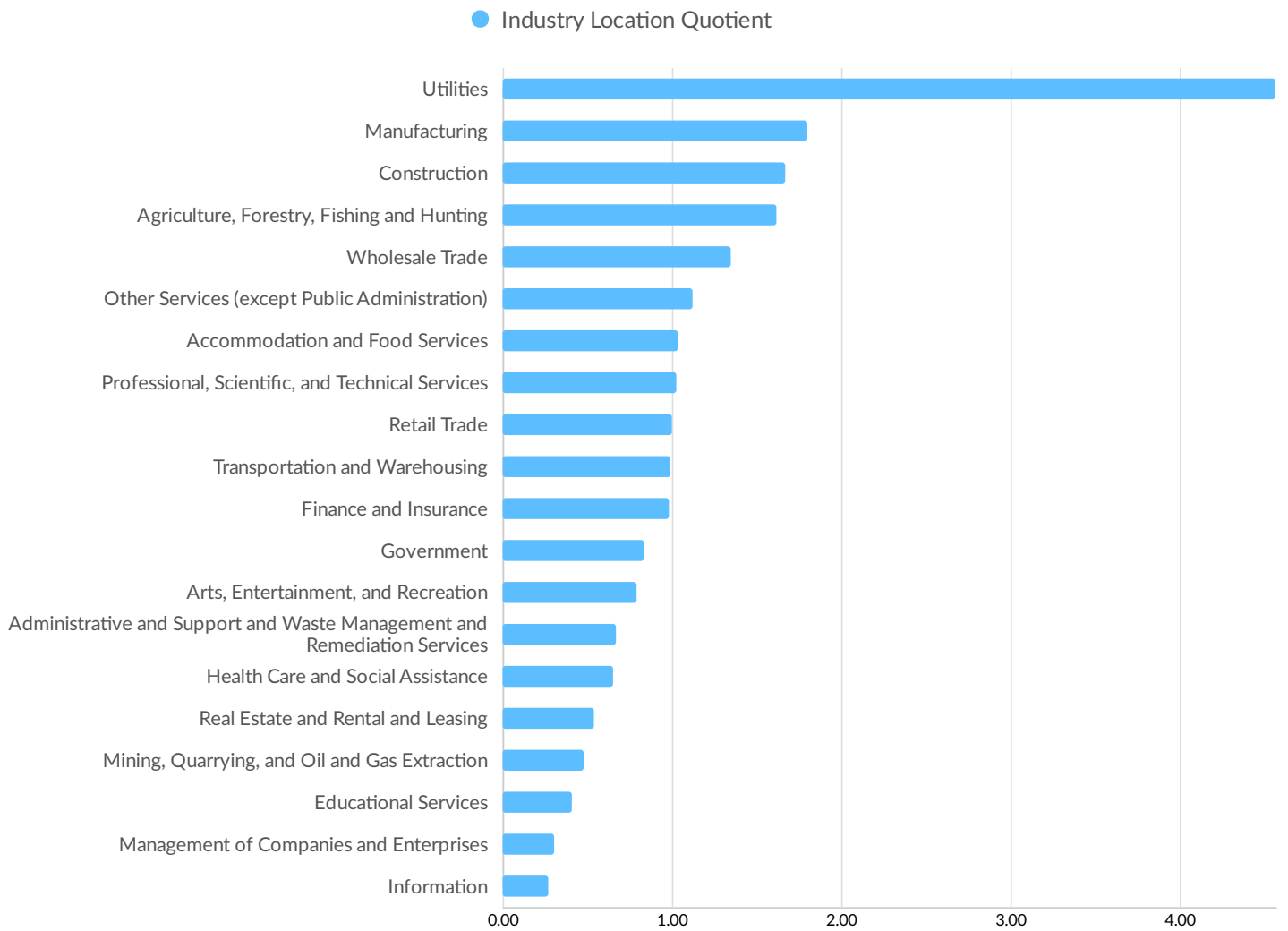
Largest Industries



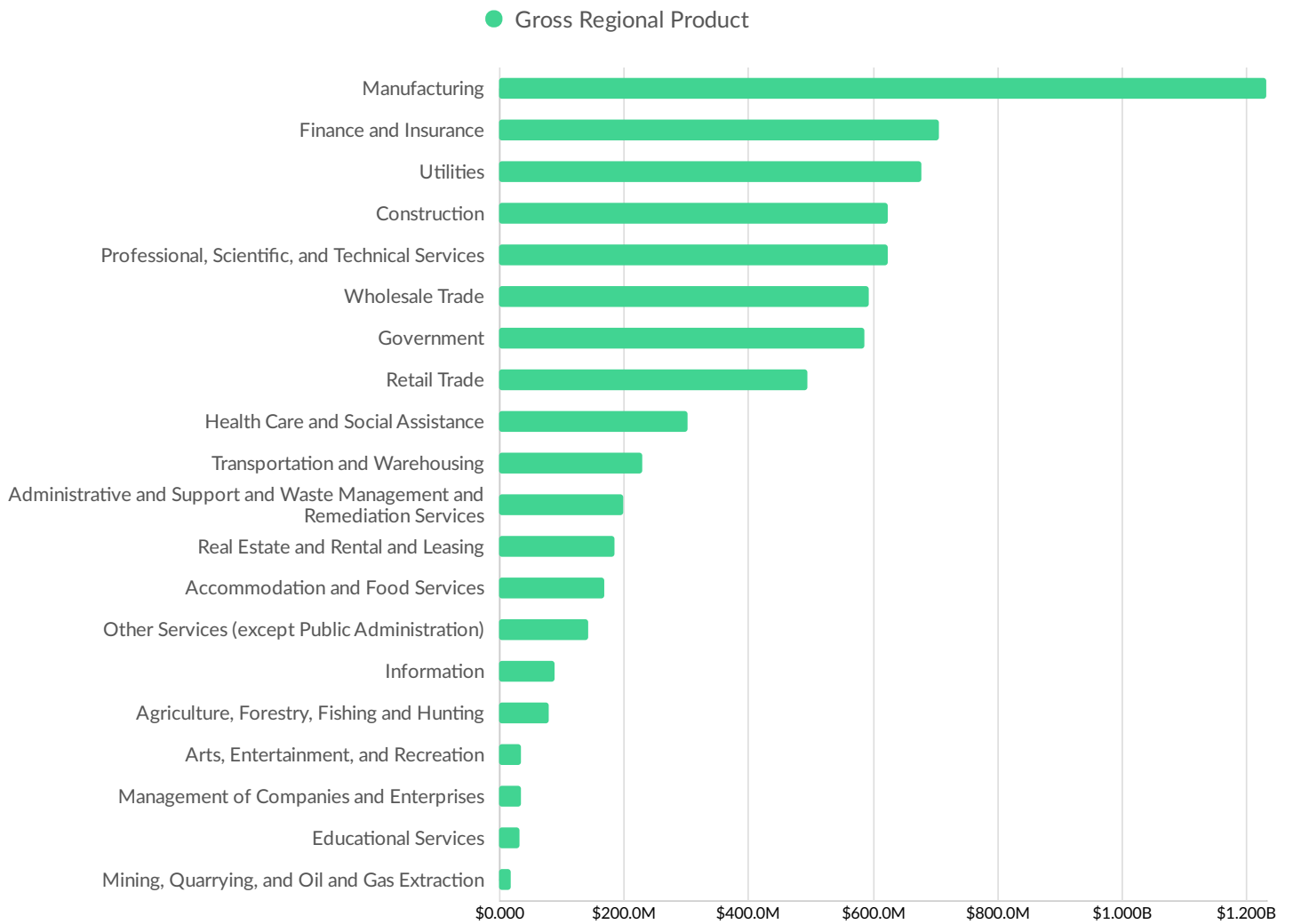
Top Growing Industries



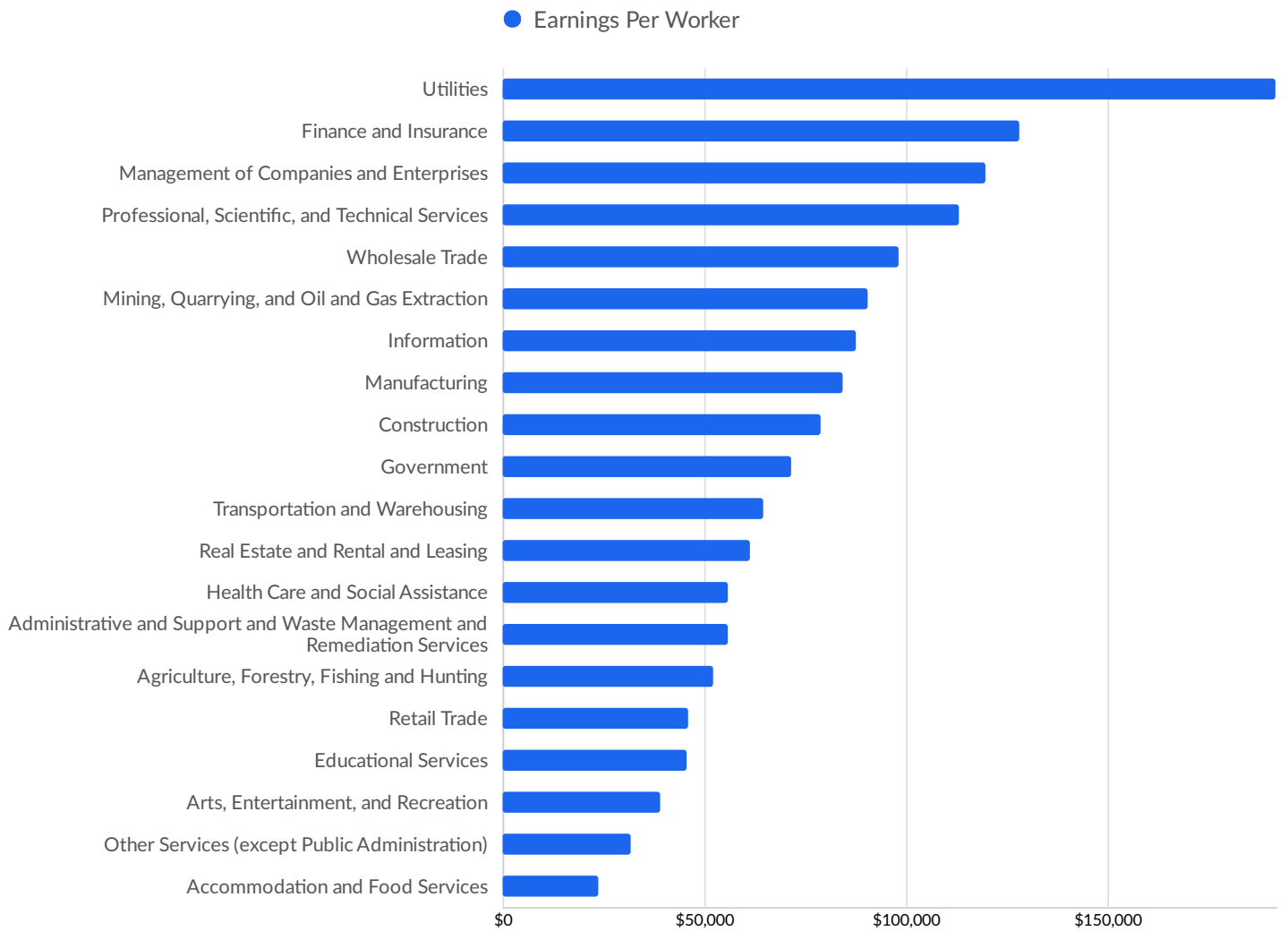
Top Industry Location Quotient



Top Industry GRP

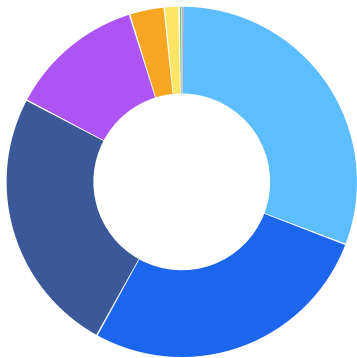


Top Industry Earnings



Business Characteristics

Business Size

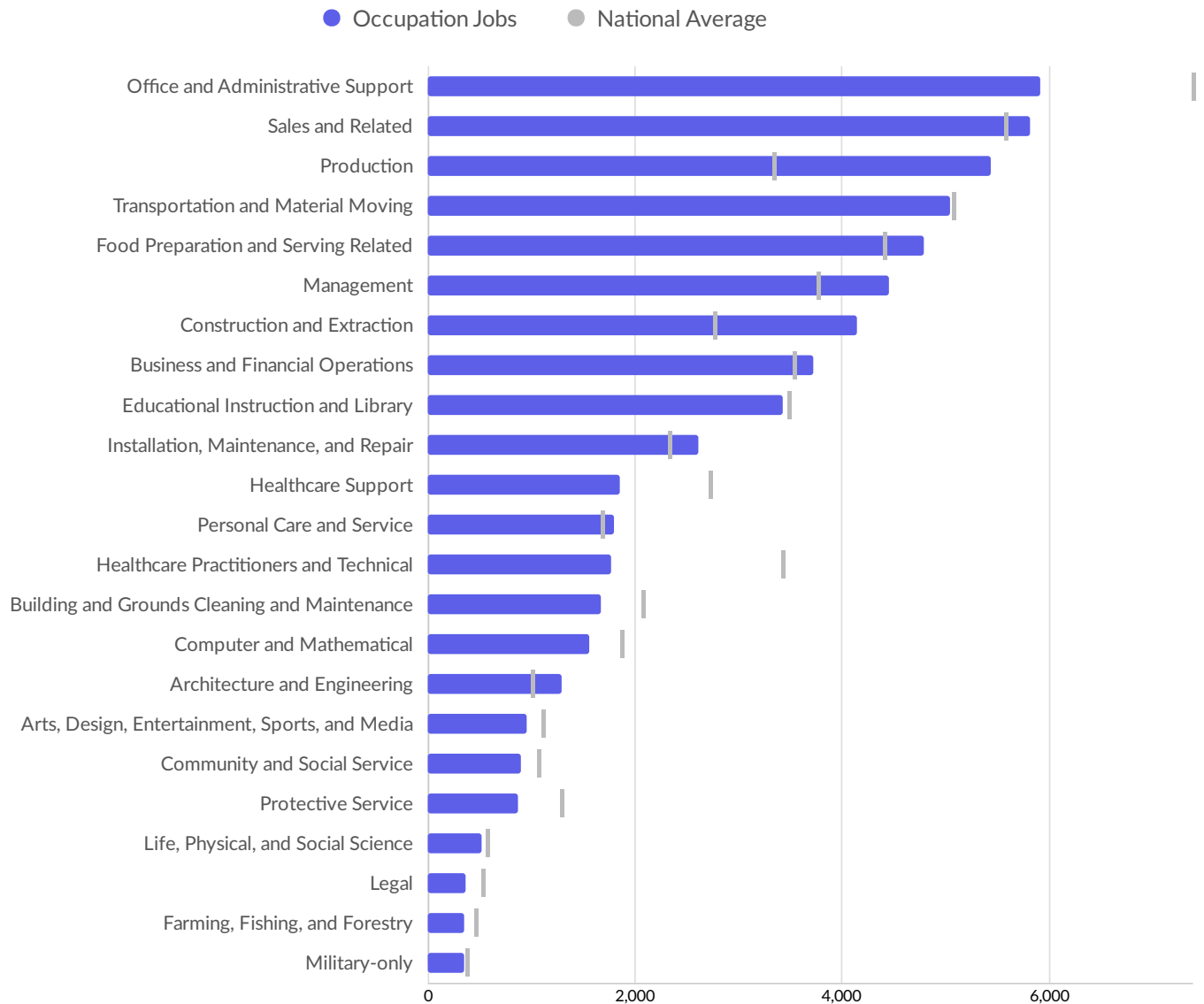


	Percentage	Business Count
1 to 4 employees	30.7%	1,435
5 to 9 employees	27.2%	1,272
10 to 19 employees	24.7%	1,152
20 to 49 employees	12.5%	582
50 to 99 employees	3.2%	150
100 to 249 employees	1.3%	63
250 to 499 employees	0.3%	12
500+ employees	0.1%	3

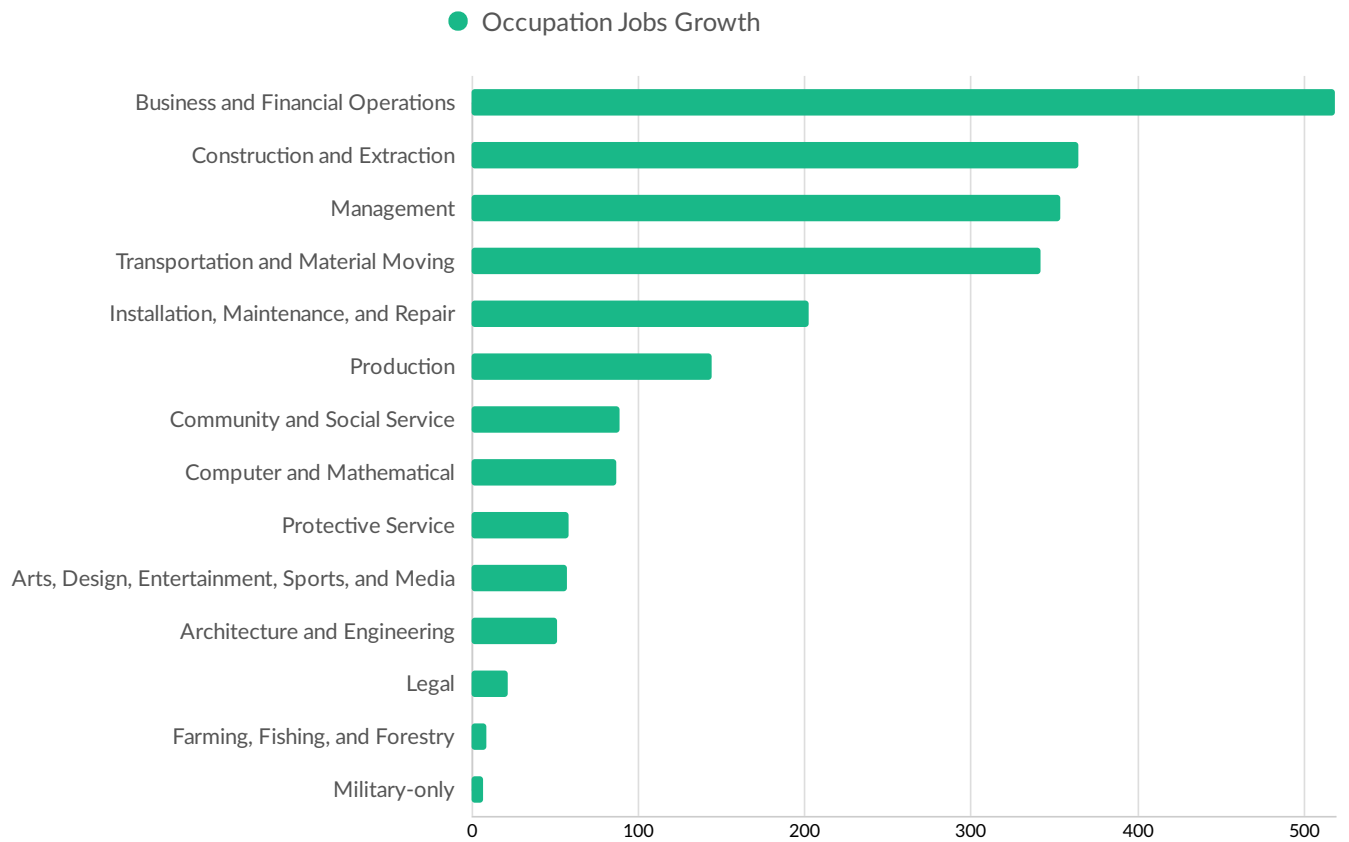
**Business Data by DatabaseUSA.com is third-party data provided by Emsi to its customers as a convenience, and Emsi does not endorse or warrant its accuracy or consistency with other published Emsi data. In most cases, the Business Count will not match total companies with profiles on the summary tab.*

Workforce Characteristics

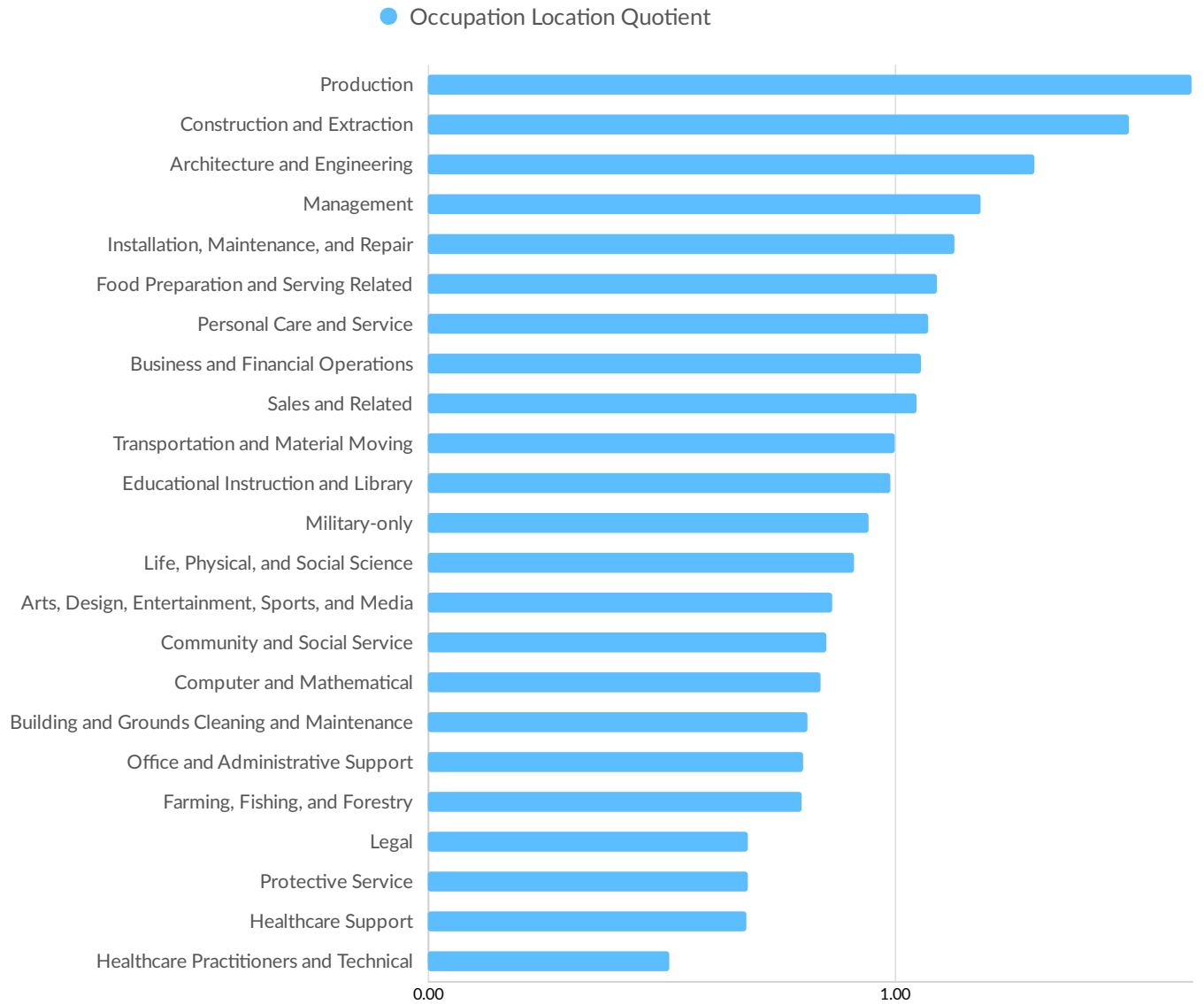
Largest Occupations



Top Growing Occupations



Top Occupation Location Quotient



Top Occupation Earnings





Postings data is not available for the currently selected region.

Underemployment data is not available for the currently selected region.

Educational Pipeline

In 2020, there were 919 graduates in 7 Minnesota ZIPs. This pipeline has grown by 42% over the last 5 years. The highest share of these graduates come from Nursing Assistant/Aide and Patient Care Assistant/Aide, Welding Technology/Welder, and Licensed Practical/Vocational Nurse Training.

School	Total Graduates (2020)	Graduate Trend (2016 - 2020)
Anoka Technical College	919	
Minnesota School of Business-Elk River	0	

● Certificate
 ● Associate's
 ● Bachelor's
 ● Master's or Higher