



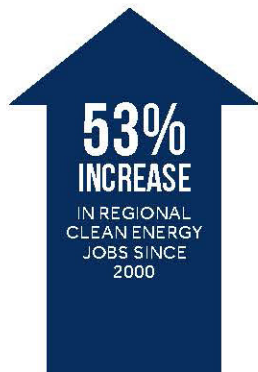
TWIN CITIES METRO

REGIONAL HIGHLIGHTS FROM MINNESOTA'S
CLEAN ENERGY ECONOMY PROFILE

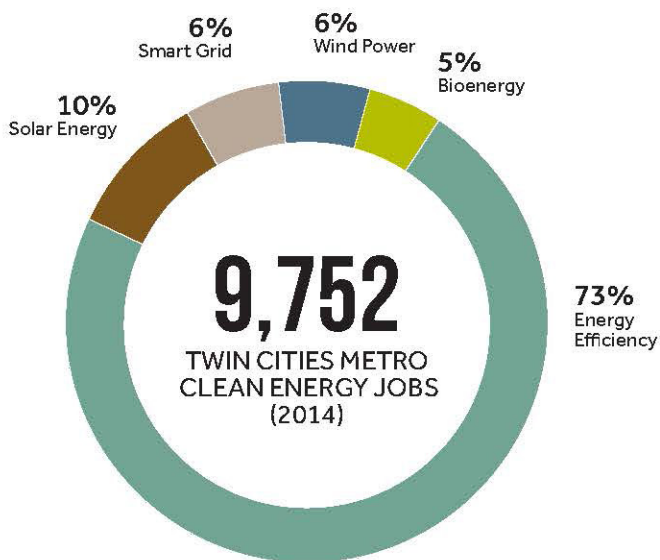
Clean energy businesses employ workers and generate revenue directly from products or services that use less energy to provide the same service, or produce heat, power or fuel from renewable sources of energy. The MN Clean Energy Economy Profile focuses on five clean energy sectors: Energy Efficiency, Bioenergy, Wind Power, Solar Energy, and Smart Grid.




EMPLOYMENT



+11%
OVERALL STATE EMPLOYMENT GREW ONLY 11% DURING SAME TIME PERIOD



74%
TWIN CITIES METRO HAS 77% OF MINNESOTA'S ENERGY EFFICIENCY JOBS (2014)



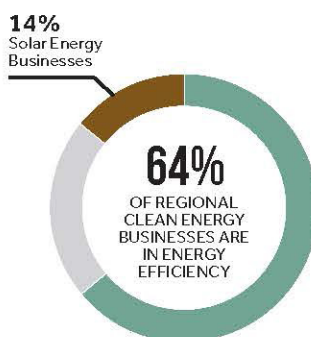
24%
OF TWIN CITIES METRO JOBS ARE IN THE SALES AND DISTRIBUTION OF ENERGY EFFICIENCY PRODUCTS (2014)



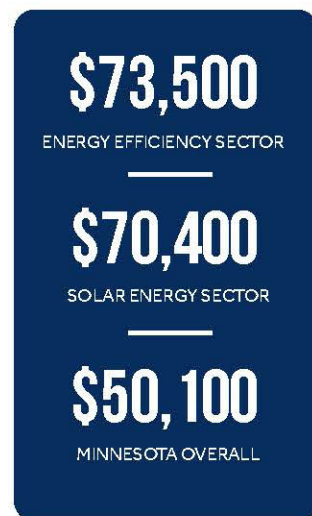
BUSINESSES



52% SHARE
OF STATE CLEAN ENERGY BUSINESSES



MINNESOTA OVERALL AVERAGE ANNUAL WAGE



To download the full report, please visit: www.mn.gov/deed/clean.

Twin Cities Metro includes: Anoka, Carver, Dakota, Hennepin, Ramsey, Scott and Washington Counties

Data Source: National Establishment Time Series Database (NETS), Institute for Exceptional Growth Companies, MN DEED Economic Analysis Unit Survey-July 2014, MN Unemployment Insurance Database

Analysis and Design: Collaborative Economics