



# 4 Minnesota ZIPs

Minnesota Department of Employment & Economic Development (DEED)



332 Minnesota Street  
Suite E200  
Saint Paul, Minnesota 55101

# Contents

Report Parameters .....	1
Economy Overview .....	2
Historic & Projected Trends .....	4
Population Characteristics .....	6
Inbound and Outbound Migration .....	8
Industry Characteristics .....	9
Business Characteristics .....	14
Workforce Characteristics .....	15
Educational Pipeline .....	19

## Report Parameters

### 4 ZIPs

---

55713	Buhl, MN (in St. Louis county)
-------	--------------------------------

---

55719	Chisholm, MN (in St. Louis county)
-------	------------------------------------

---

55746	Hibbing, MN (in St. Louis county)
-------	-----------------------------------

---

55753	Keewatin, MN (in Itasca county)
-------	---------------------------------

### Class of Worker

QCEW Employees, Non-QCEW Employees, and Self-Employed

The information in this report pertains to the chosen geographical areas.

## Economy Overview

23,819

Population (2021)

Population **decreased by 332** over the last 5 years and is projected to **decrease by 53** over the next 5 years.

12,898

Total Regional Employment

Jobs **decreased by 553** over the last 5 years and are projected to **decrease by 1** over the next 5 years.

\$70.6K

Avg. Earnings Per Job (2021)

Regional average earnings per job are **\$6.0K below** the national average earnings of \$76.6K per job.

## Takeaways

- As of 2021 the region's population **declined by 1.4%** since 2016, falling by 332. Population is expected to **decrease by 0.2%** between 2021 and 2026, losing 53.
- From 2016 to 2021, jobs **declined by 4.1%** in 4 Minnesota ZIPs from 13,451 to **12,898**. This change **fell short of the national growth rate of 0.7% by 4.8%**. Labor force data is not available for 4 Minnesota ZIPs.
- There is no education attainment data for 4 Minnesota ZIPs.
- The top three industries in 2021 are Metal Ore Mining, General Medical and Surgical Hospitals, and Restaurants and Other Eating Places.

	Population (2021)	Labor Force (2021)	Jobs (2021)	Cost of Living	GRP	Imports	Exports
Region	23,819	N/A	12,898	97.3	\$2.02B	\$2.59B	\$2.97B
Nation	331,820,028	162,302,777	161,875,556	100.0	\$22.09T	\$0	\$10.75T

## Dec 2021 Labor Force Breakdown

Population breakdown data is not available at the ZIP level. Please choose a different region to see this data.

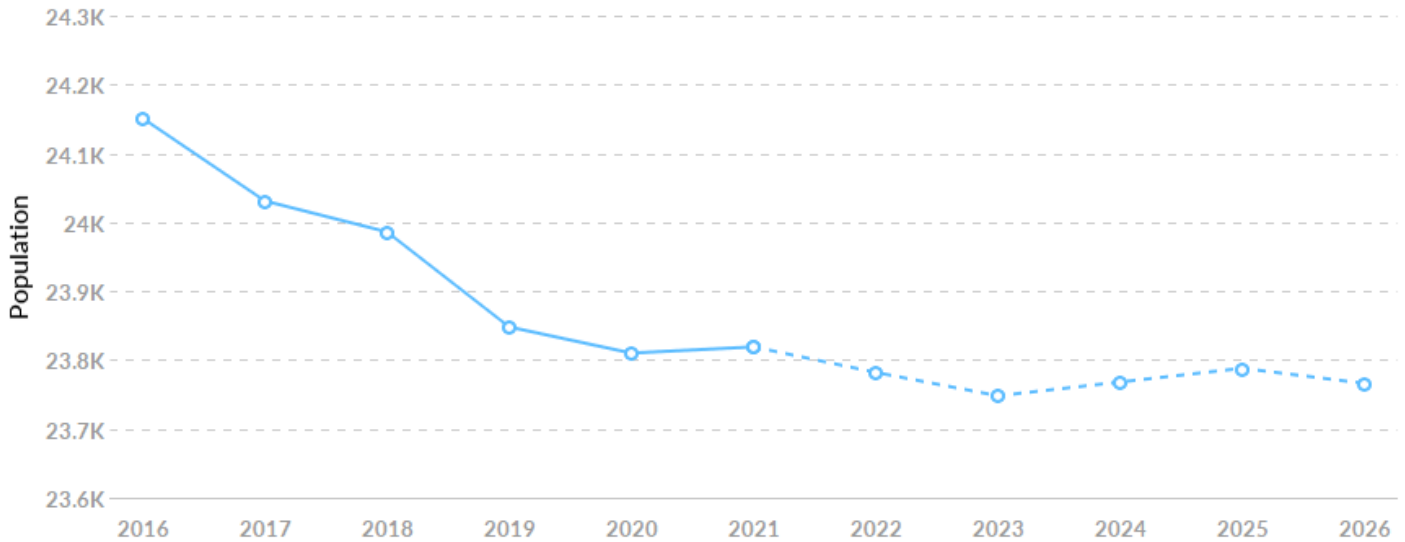
## Educational Attainment

Educational attainment data is not available at the ZIP level. Please choose a different region to see this data.

# Historic & Projected Trends

## Population Trends

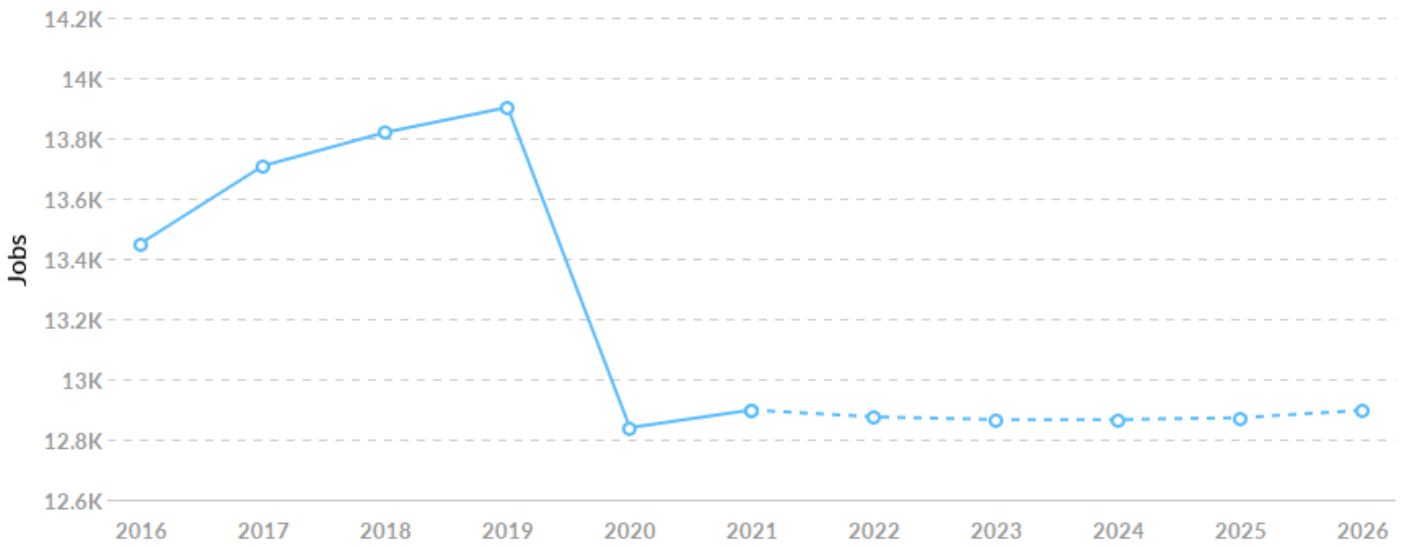
As of 2021 the region's population **declined by 1.4%** since 2016, falling by 332. Population is expected to **decrease by 0.2%** between 2021 and 2026, losing 53.



Timeframe	Population
2016	24,151
2017	24,031
2018	23,986
2019	23,848
2020	23,810
2021	23,819
2022	23,782
2023	23,748
2024	23,768
2025	23,788
2026	23,766

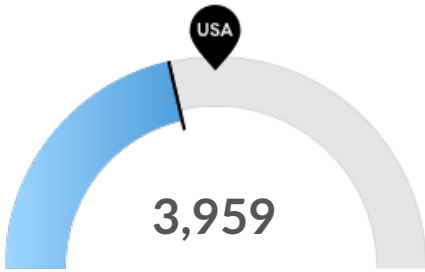
## Job Trends

From 2016 to 2021, jobs declined by 4.1% in 4 Minnesota ZIPs from 13,451 to 12,898. This change fell short of the national growth rate of 0.7% by 4.8%.



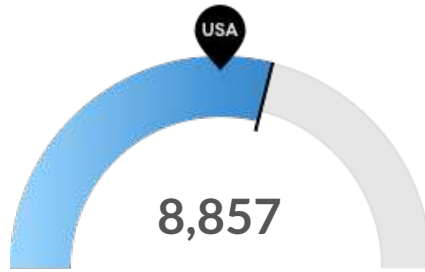
Timeframe	Jobs
2016	13,451
2017	13,708
2018	13,819
2019	13,902
2020	12,839
2021	12,898
2022	12,875
2023	12,866
2024	12,866
2025	12,872
2026	12,897

## Population Characteristics



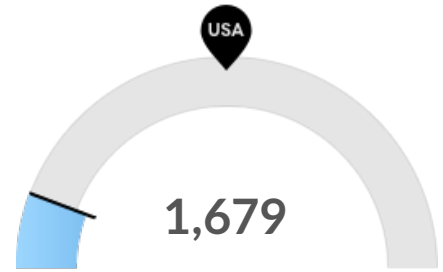
**Millennials**

Your area has 3,959 millennials (ages 25-39). The national average for an area this size is 4,907.



**Retiring Soon**

Retirement risk is high in your area. The national average for an area this size is 7,086 people 55 or older, while there are 8,857 here.



**Racial Diversity**

Racial diversity is low in your area. The national average for an area this size is 9,590 racially diverse people, while there are 1,679 here.



**Veterans**

Veterans data is not available at the ZIP level. Please choose a different region level to see this data.



**Violent Crime**

Crime data is not available at the ZIP level. Please choose a different region level to see this data.



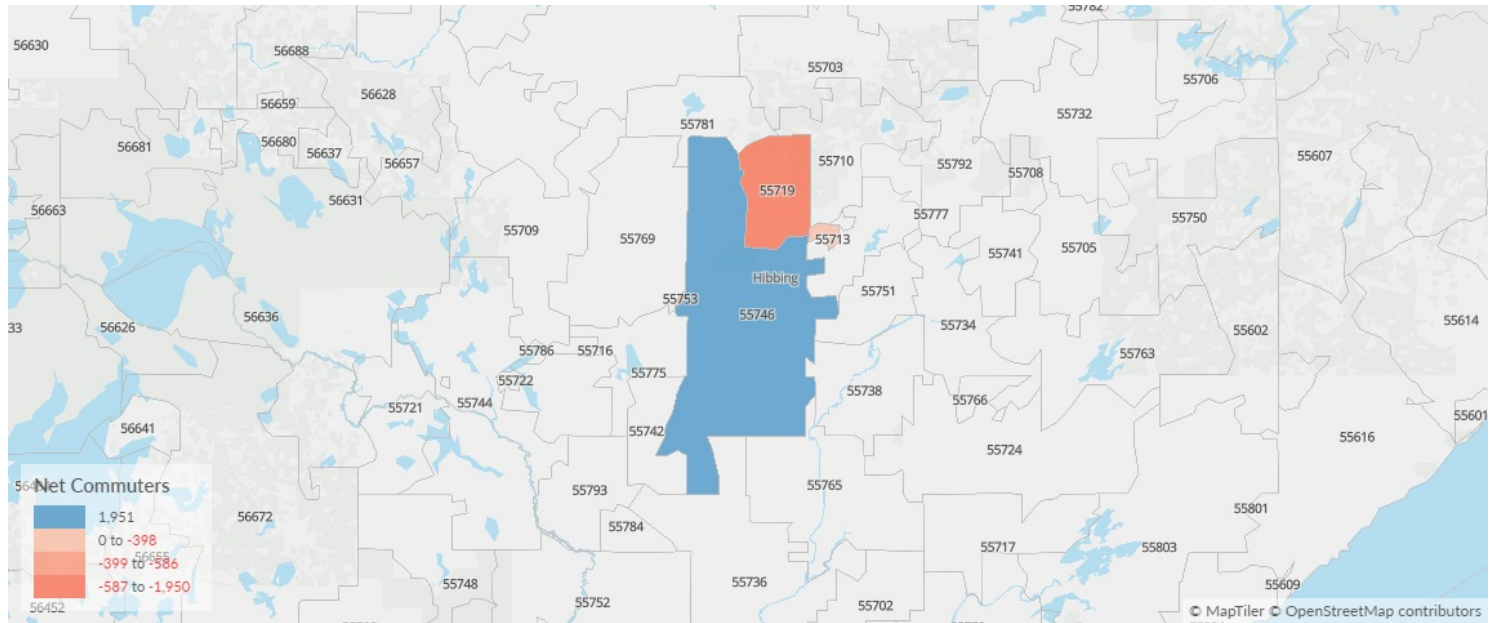
**Property Crime**

Crime data is not available at the ZIP level. Please choose a different region level to see this data.



## Place of Work vs Place of Residence

Understanding where talent in the region currently works compared to where talent lives can help you optimize site decisions.



### Where Talent Works

ZIP	Name	2021 Employment
55746	Hibbing, MN (in St. Loui...	10,299
55719	Chisholm, MN (in St. Lo...	2,061
55713	Buhl, MN (in St. Louis c...	329
55753	Keewatin, MN (in Itasca...	208

### Where Talent Lives

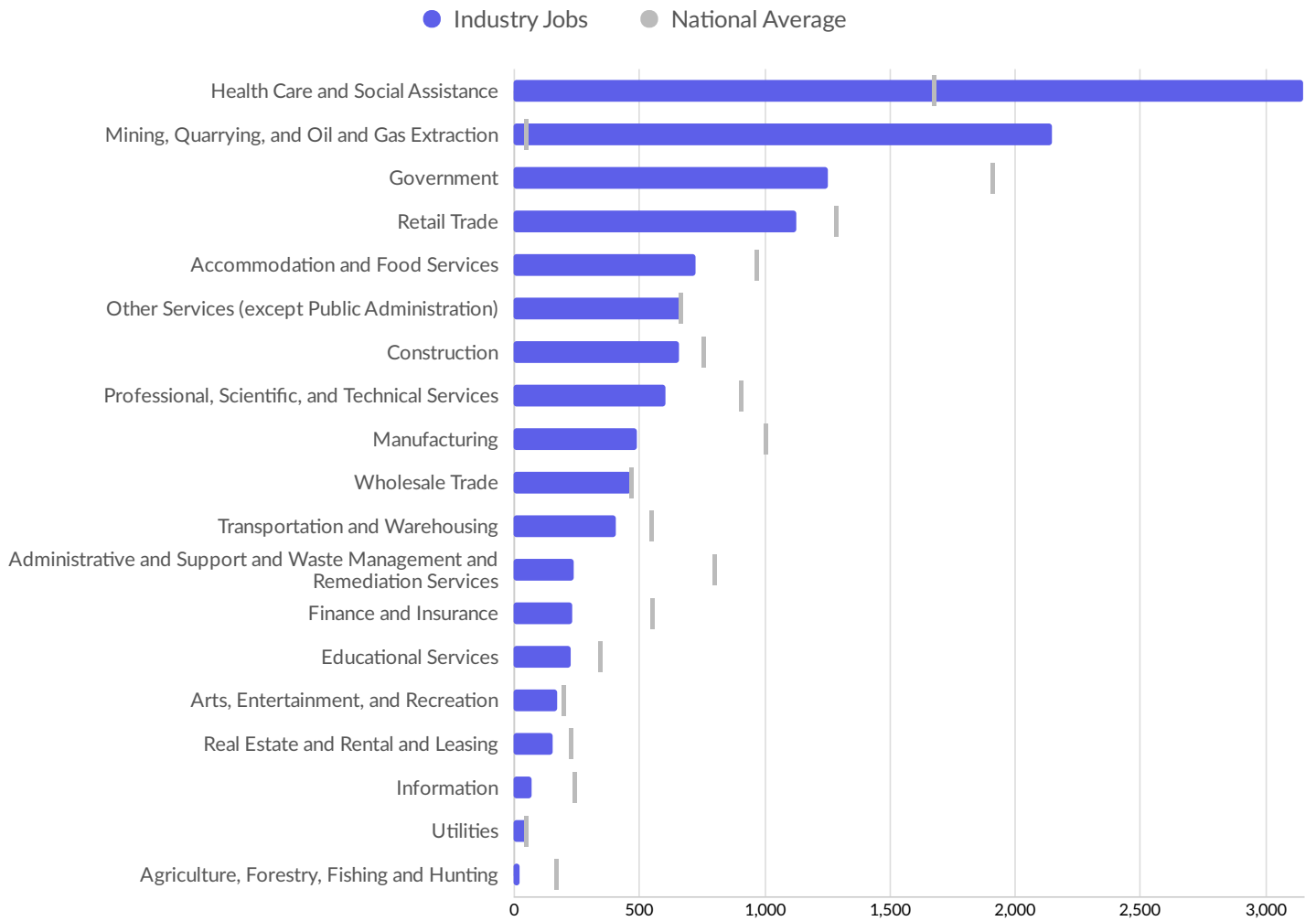
ZIP	Name	2021 Workers
55746	Hibbing, MN (in St. Loui...	8,348
55719	Chisholm, MN (in St. Lo...	2,648
55753	Keewatin, MN (in Itasca...	607
55713	Buhl, MN (in St. Louis c...	332

## Inbound and Outbound Migration

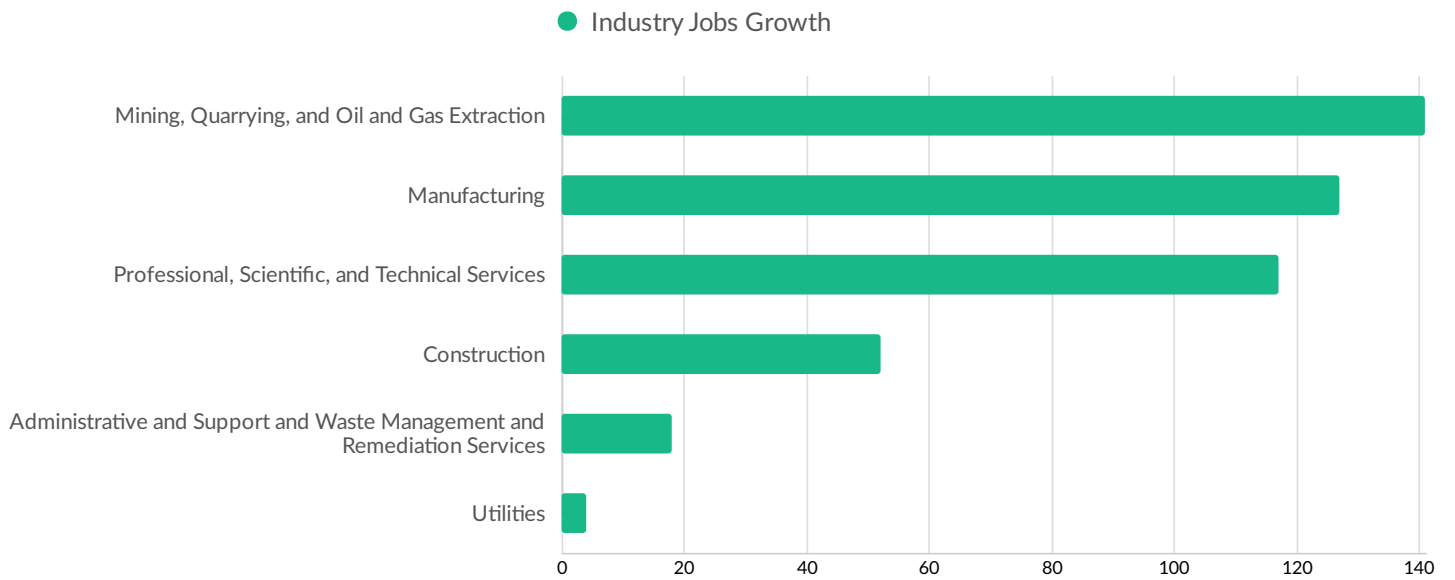
Migration data is not available at the ZIP level. Please select county level or higher to see this data.

# Industry Characteristics

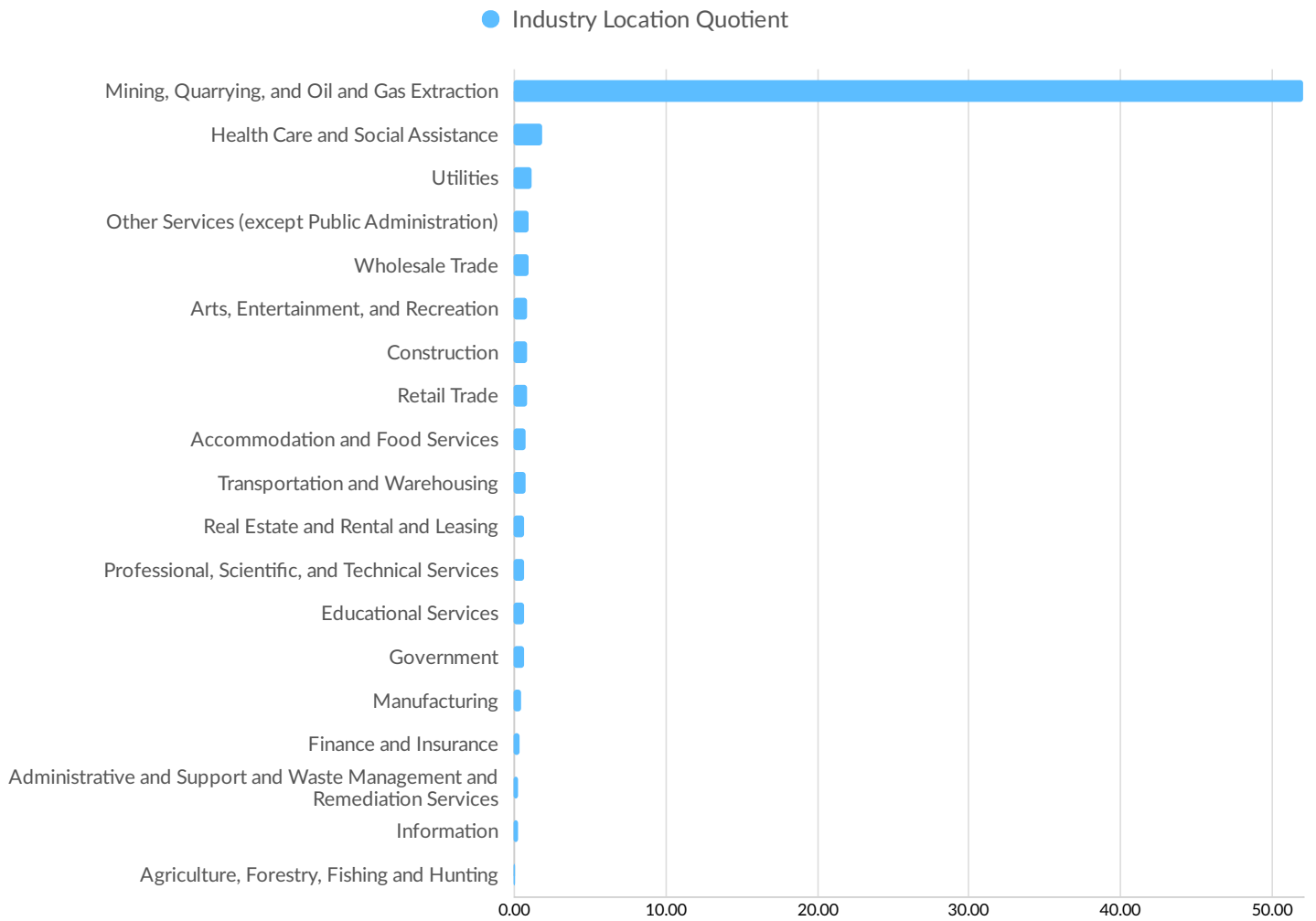
## Largest Industries



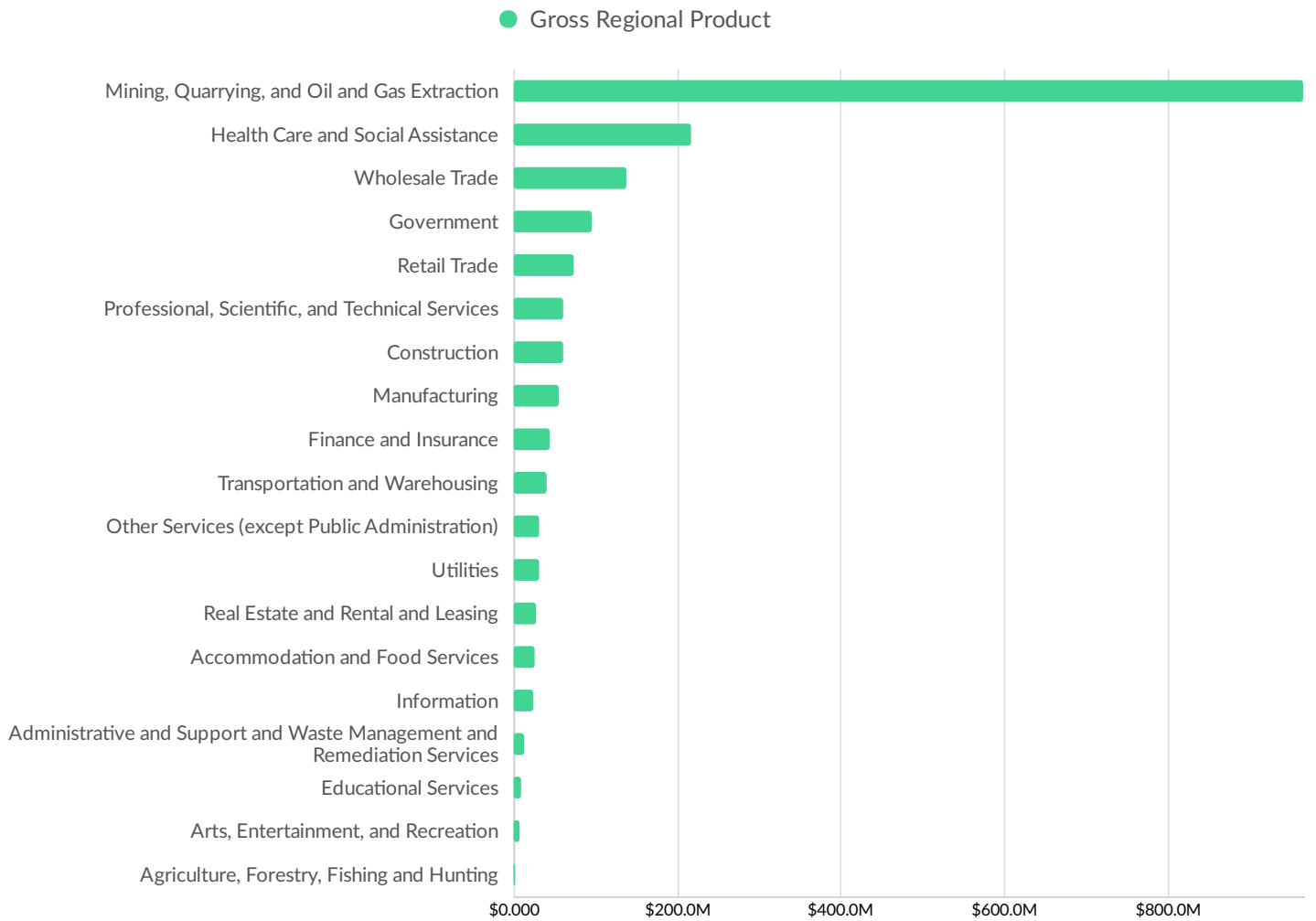
## Top Growing Industries



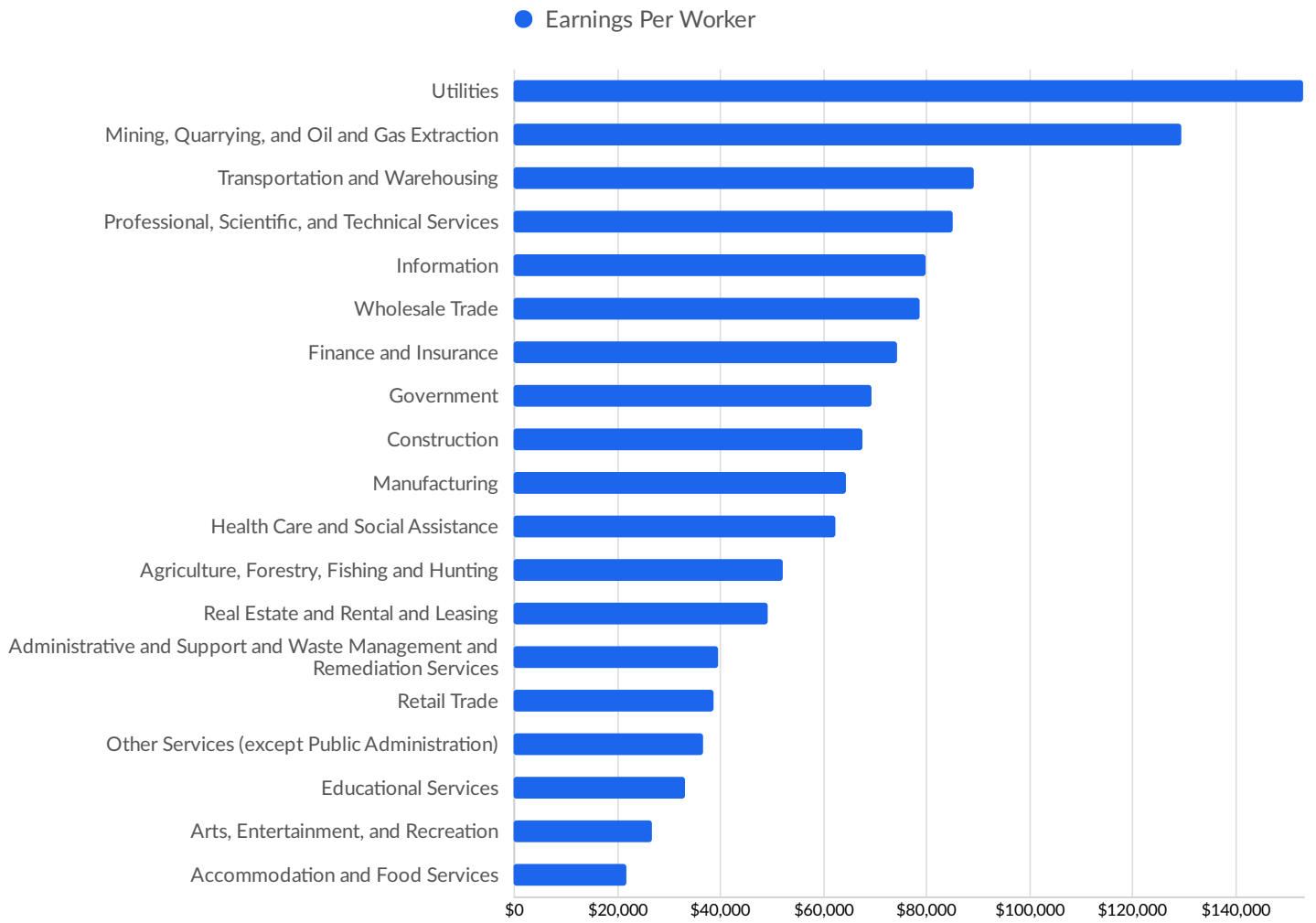
## Top Industry Location Quotient



## Top Industry GRP

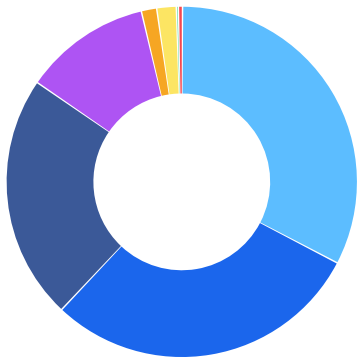


## Top Industry Earnings



## Business Characteristics

### Business Size



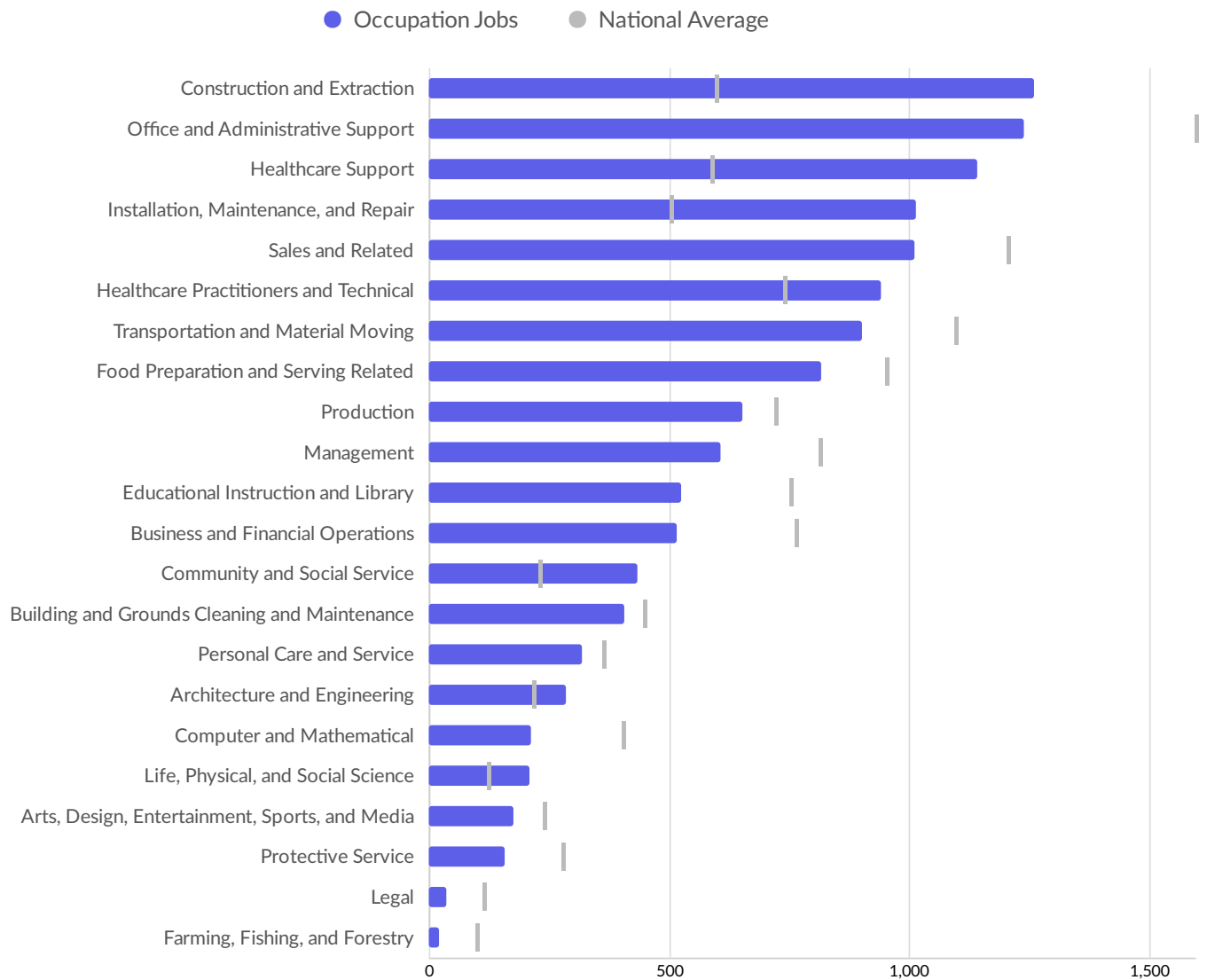
	Percentage	Business Count
1 to 4 employees	32.6%	345
5 to 9 employees	29.4%	311
10 to 19 employees	22.6%	239
20 to 49 employees	11.7%	124
50 to 99 employees	1.4%	15
100 to 249 employees	1.8%	19
250 to 499 employees	0.2%	2
500+ employees	0.4%	4

*\*Business Data by DatabaseUSA.com is third-party data provided by Emsi to its customers as a convenience, and Emsi does not endorse or warrant its accuracy or consistency with other published Emsi data. In most cases, the Business Count will not match total companies with profiles on the summary tab.*

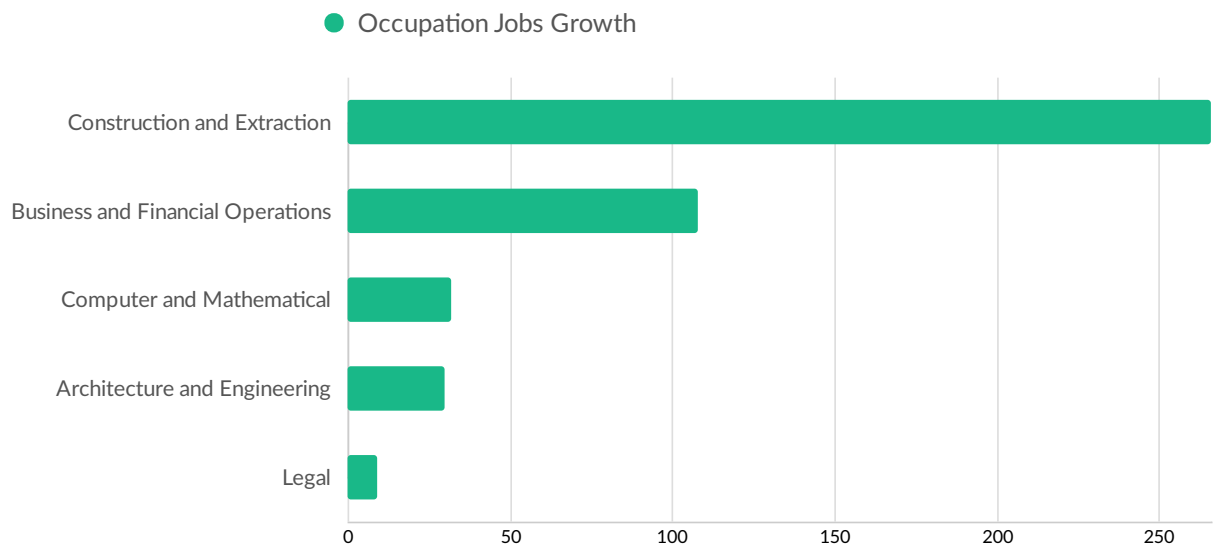


# Workforce Characteristics

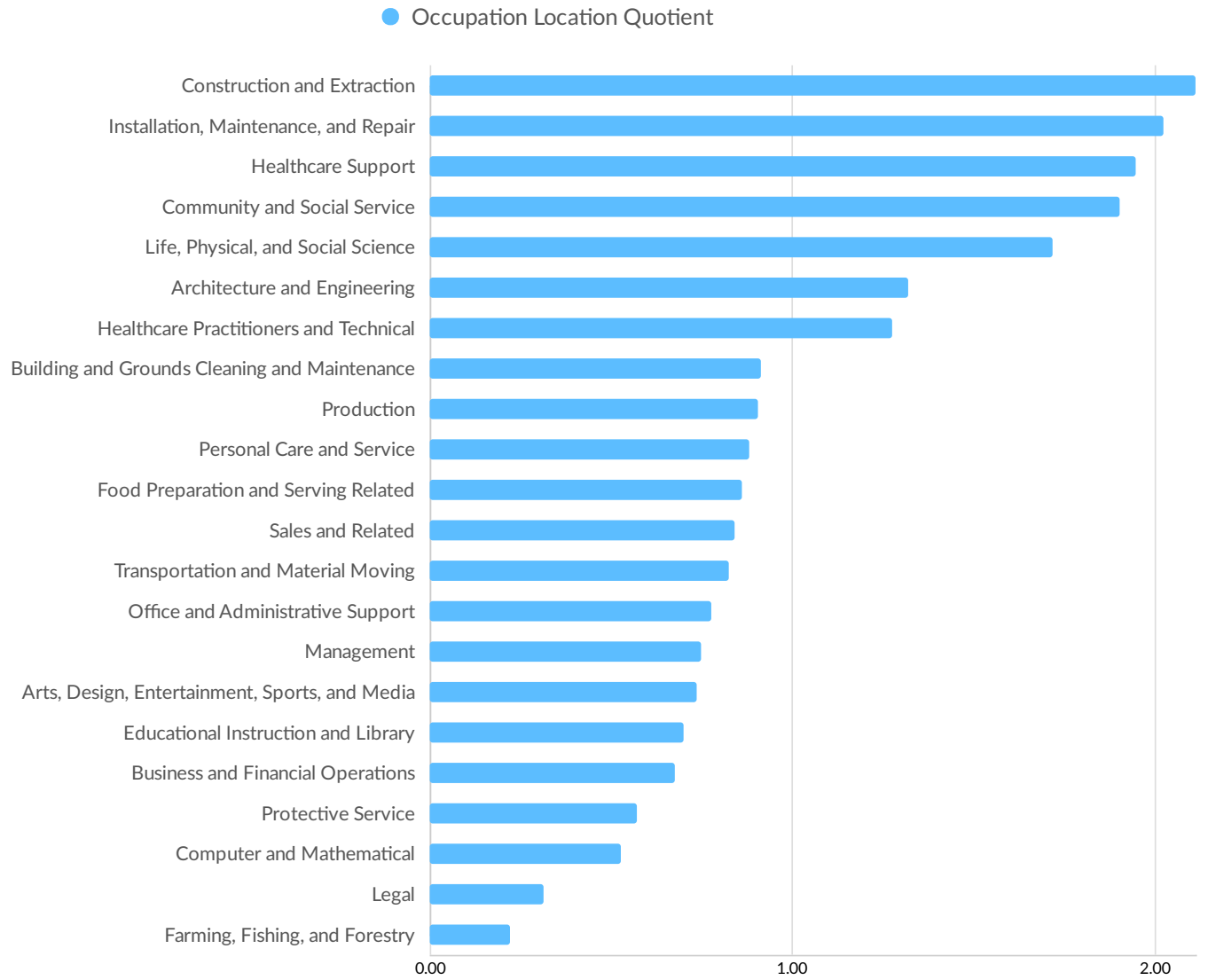
## Largest Occupations



## Top Growing Occupations



## Top Occupation Location Quotient



## Top Occupation Earnings






Postings data is not available for the currently selected region.

Underemployment data is not available for the currently selected region.

## Educational Pipeline

In 2020, there were 292 graduates in 4 Minnesota ZIPs. This pipeline has shrunk by 27% over the last 4 years. The highest share of these graduates come from Liberal Arts and Sciences/Liberal Studies, Registered Nursing/Registered Nurse, and Electrician.

School	Total Graduates (2020)	Graduate Trend (2017 - 2020)
Hibbing Community College	292 	
Cosmetology Careers Unlimited College of Hair Skin and Nails	0	

● Certificate   
 ● Associate's   
 ● Bachelor's   
 ● Master's or Higher