



Introduction to MDH RxPT

Prescription Drug Affordability Meeting | May 30, 2024

Stefan Gildemeister & Annelisa Steeber, Health Economics Program

- Introduction to the **Health Economics Program (HEP)**
- Minnesota's **Prescription Drug Price Transparency (RxPT)** program
 - MDH & Other **Resources**
- How does the Minnesota Department of Health (MDH) **relate to the PDAB?**
- **Next steps**

Health Economics Program (HEP)

The Health Economics Program at MDH

- The Health Economics Program (HEP) conducts research and applied policy analysis to:
 - Monitor changes in the health care market,
 - Understand factors influencing health care cost, quality and access, and
 - Provide objective, technical assistance to policymakers.
- Our work is data-driven and available through reports, issue briefs, data dashboards, and health care market presentation slides
- Our staff comprise research experts, policy analysts & generalists

The Data HEP Maintains and Uses

Providers

- MN APCD/MNHDD
- Annual reports on hospitals, DI, RT, FOSCs
- Municipal bonding market
- Physician clinic registry
- Primary care quality metrics
- Transaction notices
- CHOWs

Health Plan Companies

- State & federal health plan filings
- Annual financial statements
- Enrollment stats

Rx Manufacturers & Supply Chain Entities

- List prices, incl. international
- Direct costs
- Drivers of price growth
- Net prices

Minnesotans

- Survey data from the Minnesota Health Access Survey & Behavioral Risk Factor Survey (Coverage, access, health care use)
- Panel Survey (Discrimination & experiences)
- Claims and encounter data on use, payment & treated prevalence

Public Program Enrollees

- Program stats
- Aggregate and per-person spending
- Forecast expenditure by eligibility

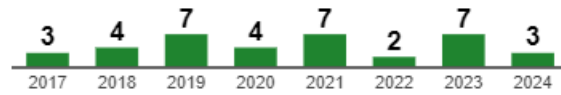
Other

- Employer data from federal surveys
- Demographer's information
- Nursing home data
- Data from the literature
- Data from national studies on prices, community benefit, etc.

DIs are Diagnostic Imaging providers; RI are Radiation Therapy centers; FOSCs are Freestanding Surgery Facilities; CHOW is Change of Ownership reports; MN APCD is the Minnesota All Payer Claims Data; MNHDD is the Minnesota Hospital Discharge Data

Health Economics Program: www.health.state.mn.us/healtheconomics

States with Rx Transparency Laws



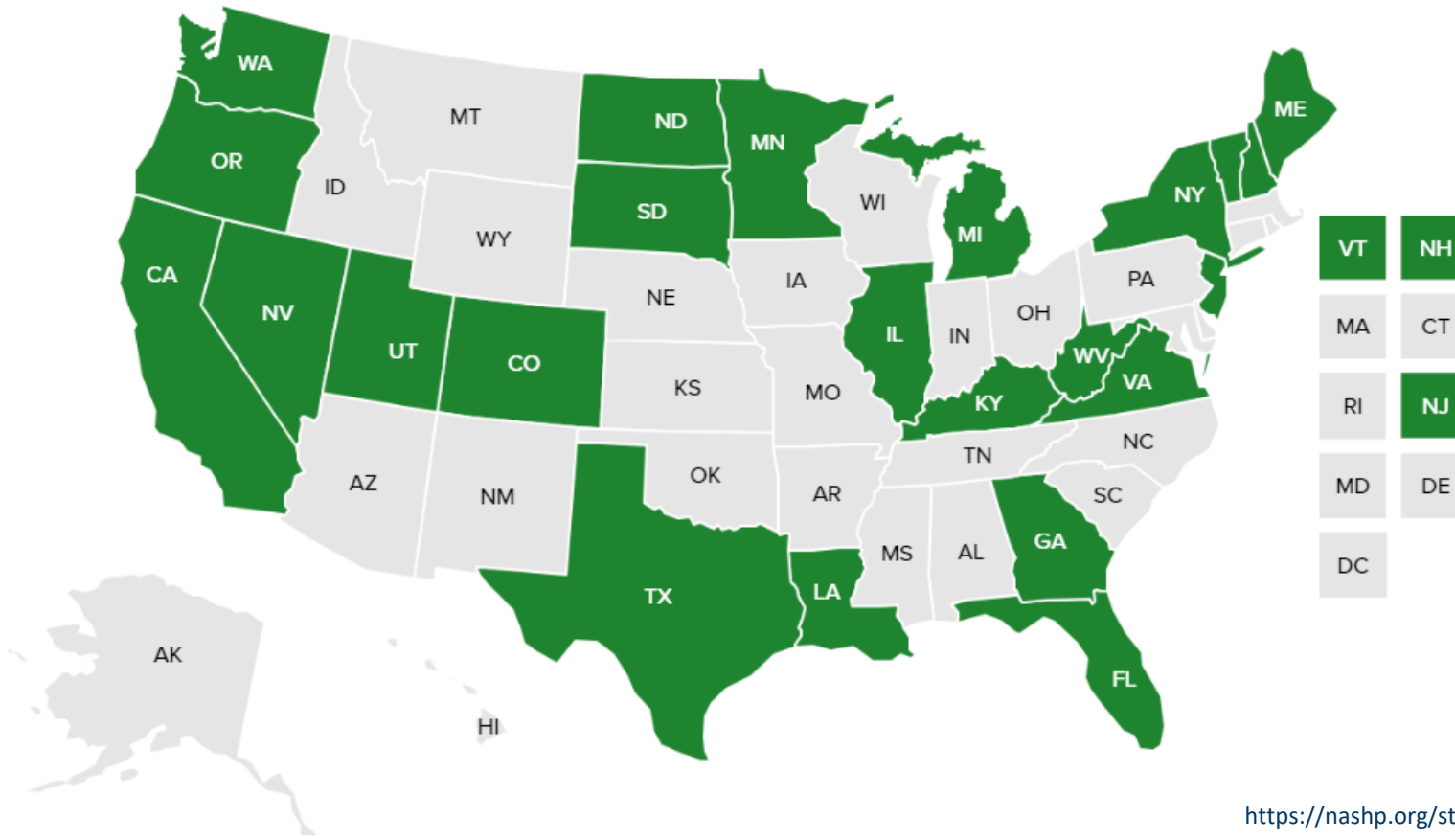
Number of Laws

37

Total Laws

23

Number of States





Prescription Drug Price Transparency Program (RxPT)

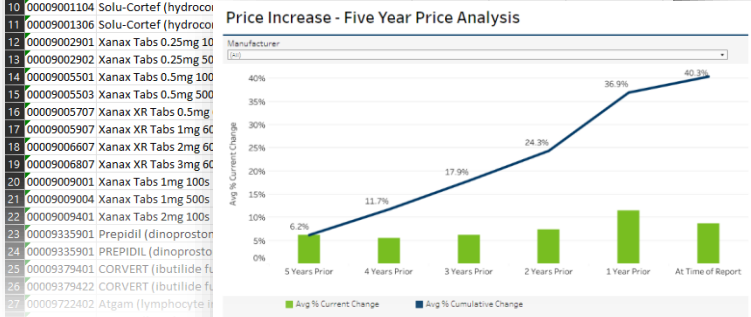
Minnesota Prescription Drug Transparency Act

Prescription Drug Price Transparency Act (MS 62J.84) was enacted in 2020

- Lead authors: Sen. Rosen and Rep. Dr. Morrison
- **Drug manufacturers** report **prescription drug pricing data** to MDH
- Reporting based on statutory thresholds for **price increases** and **new drug introductions**
- Reported **data are posted online**

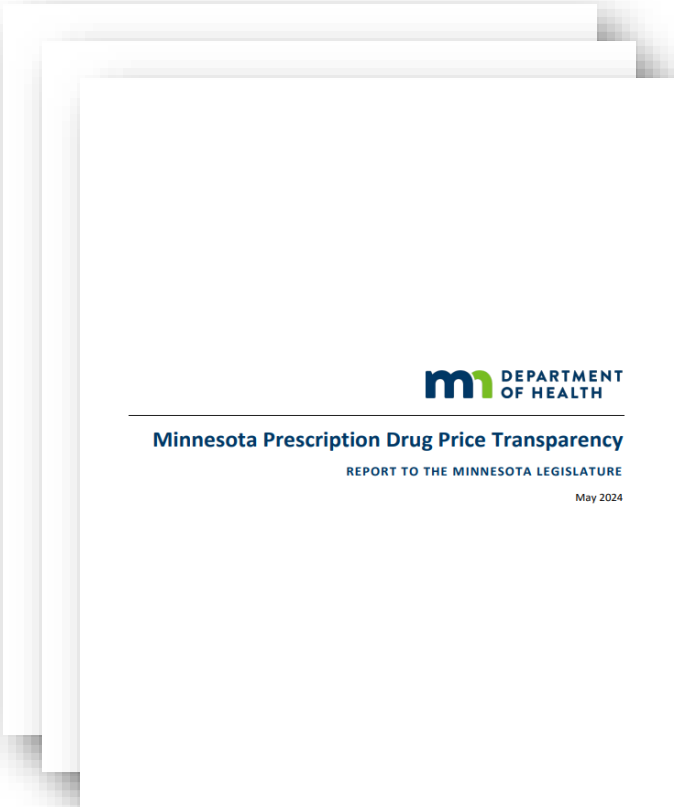
Data & Dashboards

	A	B	C	D	E
1	NDC	Drug Description	Wac At Introducti	Year of Introducti	WAC Last Day 1 Year Prior
2	00008042303	ANTIVENIN MICRURUS FULVIUS (antivenin micrurus ful	4950.00	2016	6,271.18
3	00008083321	Effexor XR Caps 75mg 30s	88.08	1997	511.72
4	00008083322	Effexor XR Caps 75mg 90s	264.24	1997	1,535.30
5	00008083621	Effexor XR Caps 150mg 30s	95.94	1997	557.40
6	00008083622	Effexor XR Caps 150mg 90s	287.82	1997	1,672.14
7	00008083721	Effexor XR Caps 37.5mg 30s	78.60	1997	456.71
8	00008083722	Effexor XR Caps 37.5mg 90s	235.80	1997	1,370.09
9	00009000501	Solu-Cortef (hydrocortisone sodium succinate) 1 gm	35.36	2012	114.15



Manufacturer	NDC	Item Description	WAC Effective Date
AcelRx Pharmaceuticals, Inc.	63623043011	Sufentanil Citrate 30 MCG Tablet Sublingual 10/000 EA UD	10/3/2022
WAC 5 Years Prior: \$583 % Change 5 Years Prior: 0.0% WAC 4 Years Prior: \$583 % Change 4 Years Prior: 0.0% WAC 3 Years Prior: \$583 % Change 3 Years Prior: 0.0% WAC 2 Years Prior: \$583 % Change 2 Years Prior: 0.0% WAC 1 Year Prior: \$583 % Change 1 Year Prior: 0.0% WAC After Reported Increase: \$787 % Change for Reported Increase: 35.0%			

RxPT Data Outputs



Legislative Reports

Identified Limitations



Minnesota Prescription Drug Price Transparency

REPORT TO THE MINNESOTA LEGISLATURE

February 2023

www.health.state.mn.us/data/rxtransparency/reports

Assessing the Effectiveness of the Act: impact limited

- The focus is on list prices instead of net prices
- The focus is on manufacturers rather than the full supply chain
- Does not account for complex market dynamics
- Broad protection of trade secret data

New Reporting: Drugs of Substantial Public Interest

The Prescription Drug Price Transparency Act was amended in 2023

- Expanded to add a new data reporting stream beginning in 2024: **Drugs of Substantial Public Interest**
- Adds new supply chain reporting entities to include manufacturers *and* wholesalers, PBMs, and pharmacies
- Adds new data elements: notably rebates and fees, allowing for calculation of net price
- Reporting based on a quarterly list of drug products identified by MDH

- [340B covered entity report](#) (62J.312, subd. 6)
 - Amended by HF5247 in 2024
 - Annual reporting by 340B Covered Entities that allows for calculation of 340B net revenue
- New work from 2024 session
 - Prior authorization
 - Accessible Rx labels

MDH & Other Resources

- [RxPT](#) data
 - Price growth (shared with PDAB)
 - New drug introductions (shared with PDAB)
 - Drugs of substantial public interest
- [340B](#) data
- [Medi-Span](#) (purchased from Wolters Kluwer)
 - Codified drug dictionary, drug vocabulary, and drug pricing for prescription drugs and medication-based over-the-counter products in the United States
- [Minnesota All Payer Claims Database](#) (MN APCD)
- Publicly available
 - [FDA Purple book](#): list of licensed biological products
 - [FDA Orange book](#): therapeutic equivalence for FDA drugs
 - [National Average Drug Acquisition Cost](#) (NADAC)
 - Centers for Medicare & Medicaid Services (CMS): CMS publishes [data on drug spending, utilization, and pricing trends](#)
 - [National Academy of State Health Policy](#) (NASHP)
 - [Center for Evidence Based Policy](#)

MDH Responsibility Toward PDAB & Next Steps

MDH Obligations under the Prescription Drug Affordability Act

- Rx drug price information; decision to conduct cost review (MS 62J.90)
 - Provide RxPT data to the Board [62J.90, subd. 1(a)]
 - Provide technical assistance to the Board related to identifying drug products (NDCs) that meet the criteria under 62J.90, subd. 2(a) [62J.87, subd. 5(b)]
 - Provide consultation to the Board in identifying prescription drug products with costs that create significant affordability challenges for the state health care system or for patients [62J.90, subd. 2(b)]
- Prescription Drug Affordability Advisory Council (MS 62J.88)
 - Delegate one staff to be a member of the Advisory Council [62J.88 subd. 2]

Possible future discussion topics:

- Mode, manner, and frequency for sharing information
 - RxPT data
 - PDAB list (list of NDCs that meet statutory requirements)
- Nature of consultation on drugs that create affordability challenges
- Opportunities for the PDAB to provide input on list of Drugs of Substantial Public Interest
- Interaction between an upper payment limit and the federal 340B program

Thank You!



Email Updates

To sign up for updates or to access your subscriber preferences, please enter your e-mail address.

For SMS: Message and data rates may apply. Reply HELP for help, STOP to cancel. Message frequency varies. [Terms and conditions](#) and [privacy policy](#).

Email Address *

Submit

Cancel

Health Economics Program Home Page

www.health.state.mn.us/healtheconomics

RxPT Initiative

<https://www.health.state.mn.us/data/rxtransparency/index.html>

Market Oversight Responsibilities

<https://www.health.state.mn.us/data/mrktoversight/index.html>