COMMERCE DEPARTMENT
DIVISION OF ENERGY RESOURCES

# FUELS MONITORING REPORTS THIS WEEK

State Energy Office
85 East 7th Place, Suite 292
St Paul MN 55101-2198

FOR THE WEEK ENDING
2026 October 30

Contact: Anne Sell
Telephone: 651-539-1851
Email: anne.sell@state.mn.us

## INDEX PAGE

1 This week's most current completed reports

## SUPPLY

2 Weekly Petroleum Primary Statistical Inventory - Gasoline and Middle Distillate (GRAPH)
3 Weekly Petroleum Primary Statistical Inventory - No. 1 Distillate (GRAPH & TABLE)
4 Weekly Petroleum Primary Statistical Inventory - Ethanol and BioDiesel (GRAPH)
5 Weekly Petroleum Primary Statistical Inventory - Ethanol and BioDiesel (TABLE)

## PRICES

6 State Heating Oil & Propane Program (SHOPP) - Average State Prices (Oct 2026 - Mar 2027)

## MISCELLANEOUS REPORTS

Click here to view the latest Weekly Petroleum Status Report

Click here to view the latest Short Term Energy Outlook

Minnesota average retail gasoline price - $4.15

Midwest average retail gasoline price - $4.27

U.S. average retail gasoline price - $4.27

## Crude Oil Stocks (million barrels)

| | Year Ago | Most Recent | Most Recent | 1 week previous |
|---|---|---|---|---|
| | 10/24/2025 | 10/23/2026 | 10/16/2026 | 10/09/2026 |
| Midwest (PADD II) | 103.7 | 107.9 | 107.6 | 107.0 |

Click here to view the latest Crude Oil Stocks

Click here to view the latest Crude Oil Prices

WEEKLY PETROLEUM PRIMARY STORAGE STATISTICAL INVENTORY

# MINNESOTA DEPARTMENT OF COMMERCE

This information is estimated from the survey completed Friday, October 30, 2026.

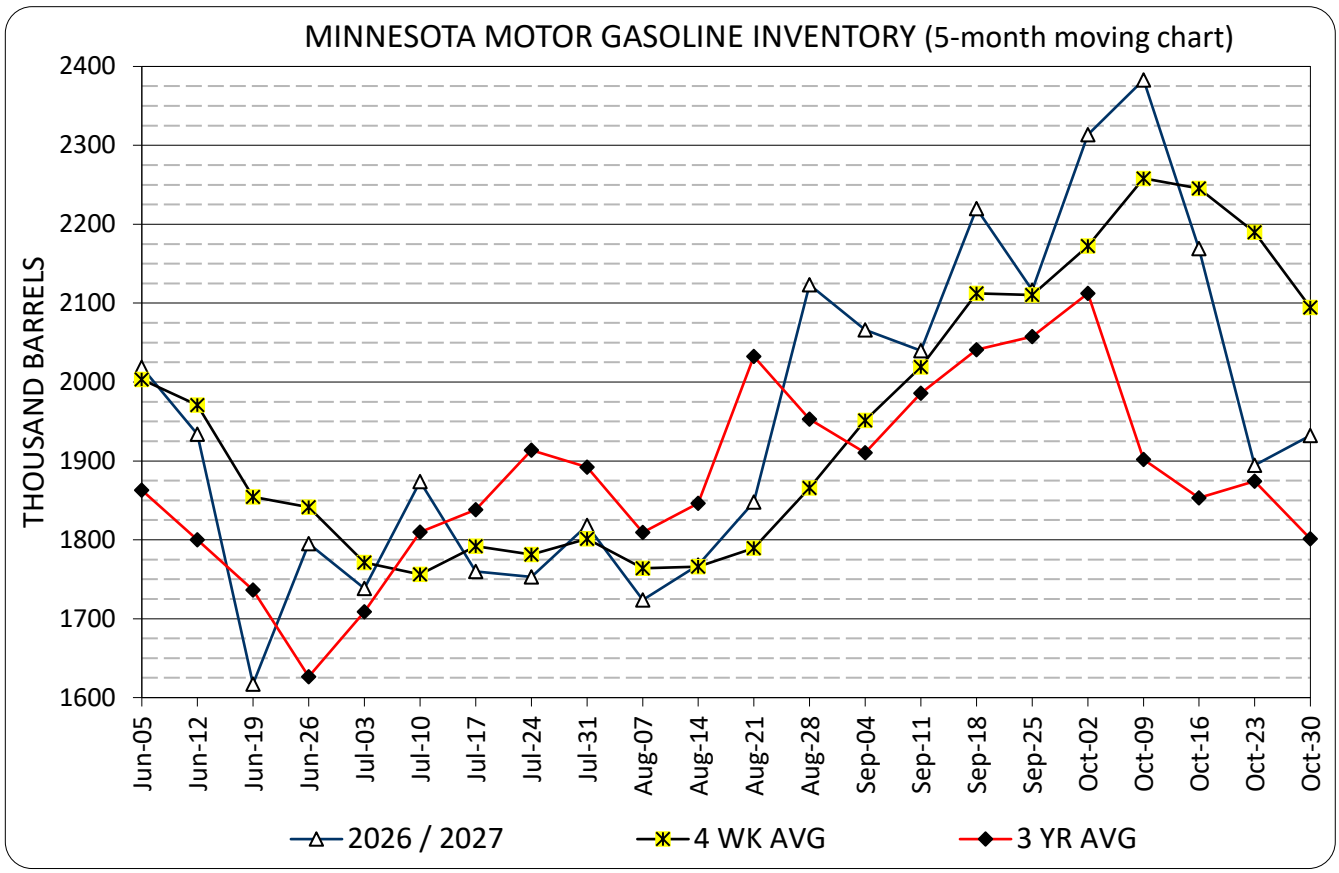


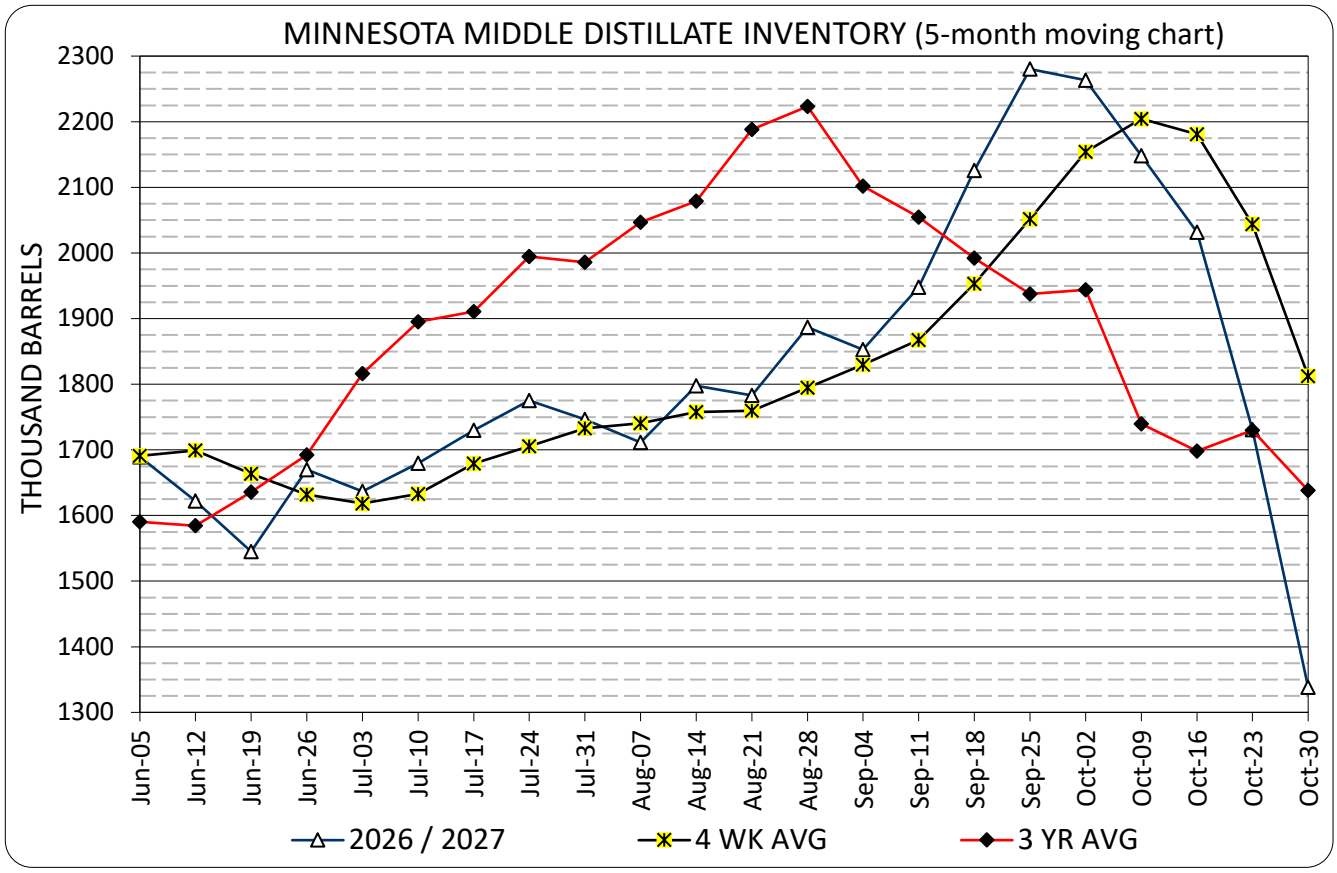

WEEKLY PETROLEUM PRIMARY STORAGE STATISTICAL INVENTORY

# MINNESOTA DEPARTMENT OF COMMERCE

This information is estimated from the survey completed Friday, October 30, 2026.

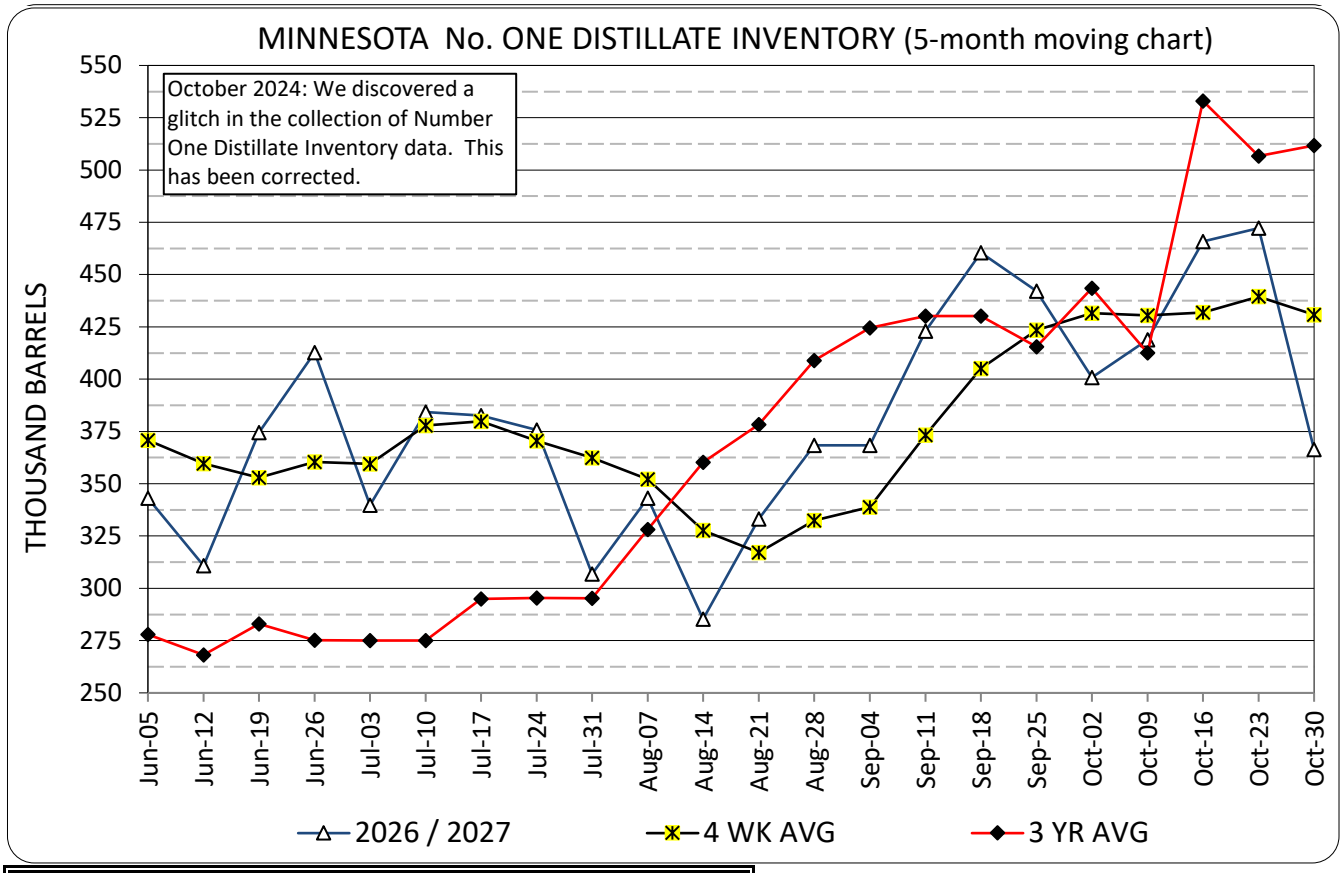


| | | THOUSAND BBLS | CHANGE | [+ OR (-)] |
|---|---|---|---|---|
| MINNESOTA MOTOR GASOLINE | Oct-30 | 1,932.4 | x 1000 bbls | % |
| | Oct-23 | 1,894.4 | 38.0 | 2.0% |
| | Oct-16 | 2,169.0 | (236.6) | (10.9%) |
| | 2023 | 1,767.2 | 165.1 | 9.3% |
| | 2024 | 1,881.0 | 51.3 | 2.7% |
| | 2025 | 1,755.8 | 176.6 | 10.1% |
| 3 YR MEAN AVG VOL | | 1,801.3 | 131.0 | 7.3% |
| 4 WEEK AVERAGE | | 2,094.7 | (162.3) | (7.7%) |

| | | THOUSAND BBLS | CHANGE | [+ OR (-)] |
|---|---|---|---|---|
| MINNESOTA MIDDLE DISTILLATE | Oct-30 | 1,338.3 | x 1000 bbls | % |
| | Oct-23 | 1,730.9 | (392.6) | (22.7%) |
| | Oct-16 | 2,031.9 | (693.5) | (34.1%) |
| | 2023 | 1,371.2 | (32.8) | (2.4%) |
| | 2024 | 2,063.6 | (725.2) | (35.1%) |
| | 2025 | 1,479.9 | (141.5) | (9.6%) |
| 3 YR MEAN AVG VOL | | 1,638.2 | (299.8) | (18.3%) |
| 4 WEEK AVERAGE | | 1,812.4 | (474.0) | (26.2%) |

| | | THOUSAND BBLS | CHANGE | [+ OR (-)] |
|---|---|---|---|---|
| MINNESOTA No. 1 DISTILLATE | Oct-30 | 366.3 | x 1000 bbls | % |
| | Oct-23 | 472.2 | (105.9) | (22.4%) |
| | Oct-16 | 465.9 | (99.6) | (21.4%) |
| | 2023 | 255.6 | 110.7 | 43.3% |
| | 2024 | 680.4 | (314.1) | (46.2%) |
| | 2025 | 599.4 | (233.1) | (38.9%) |
| 3 YR MEAN AVG VOL | | 511.8 | (145.5) | (28.4%) |
| 4 WEEK AVERAGE | | 430.8 | (64.5) | (15.0%) |

WEEKLY PETROLEUM PRIMARY STORAGE STATISTICAL INVENTORY

# MINNESOTA DEPARTMENT OF COMMERCE

This information is estimated from the survey completed Friday, October 30, 2026.

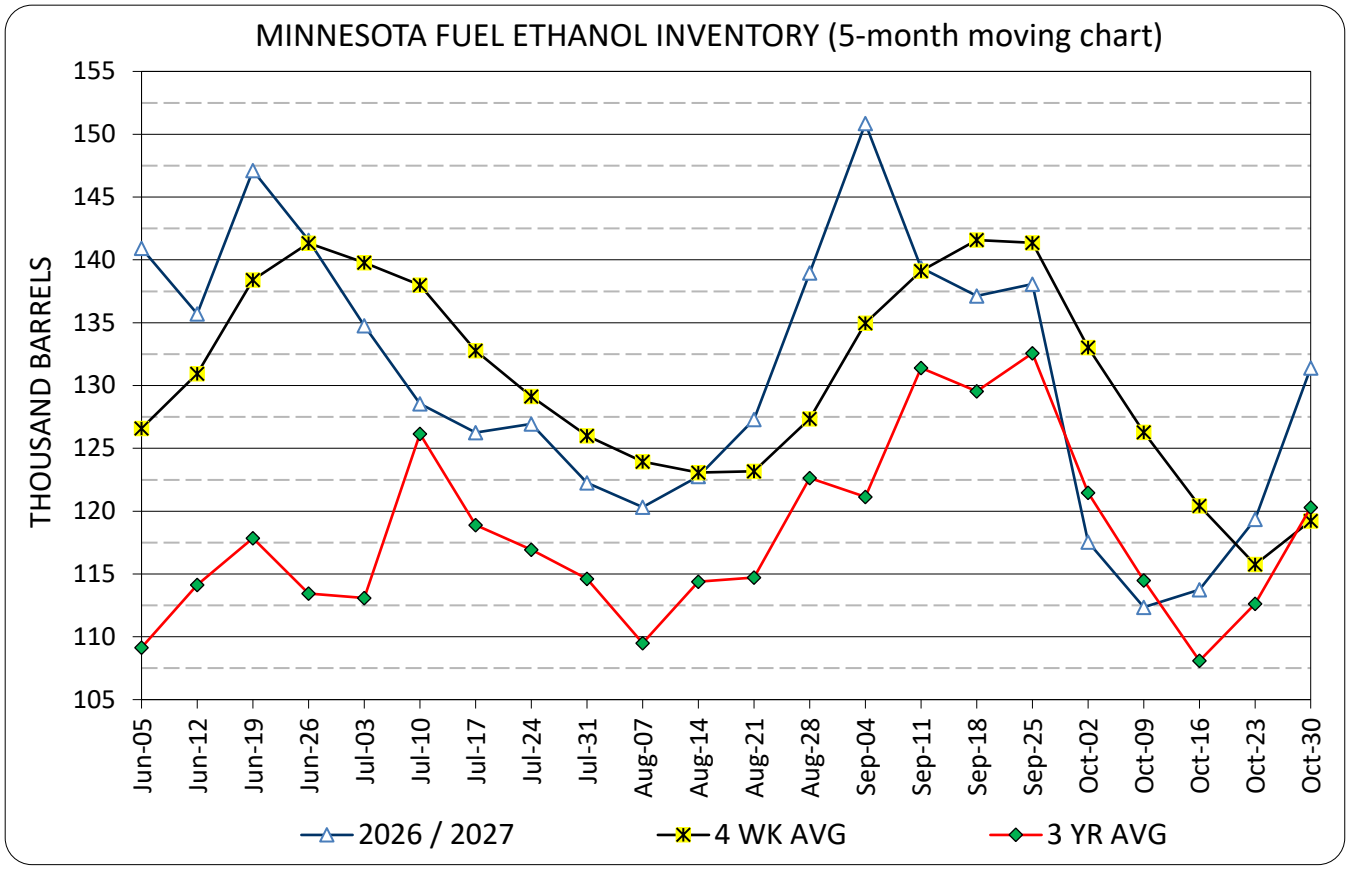


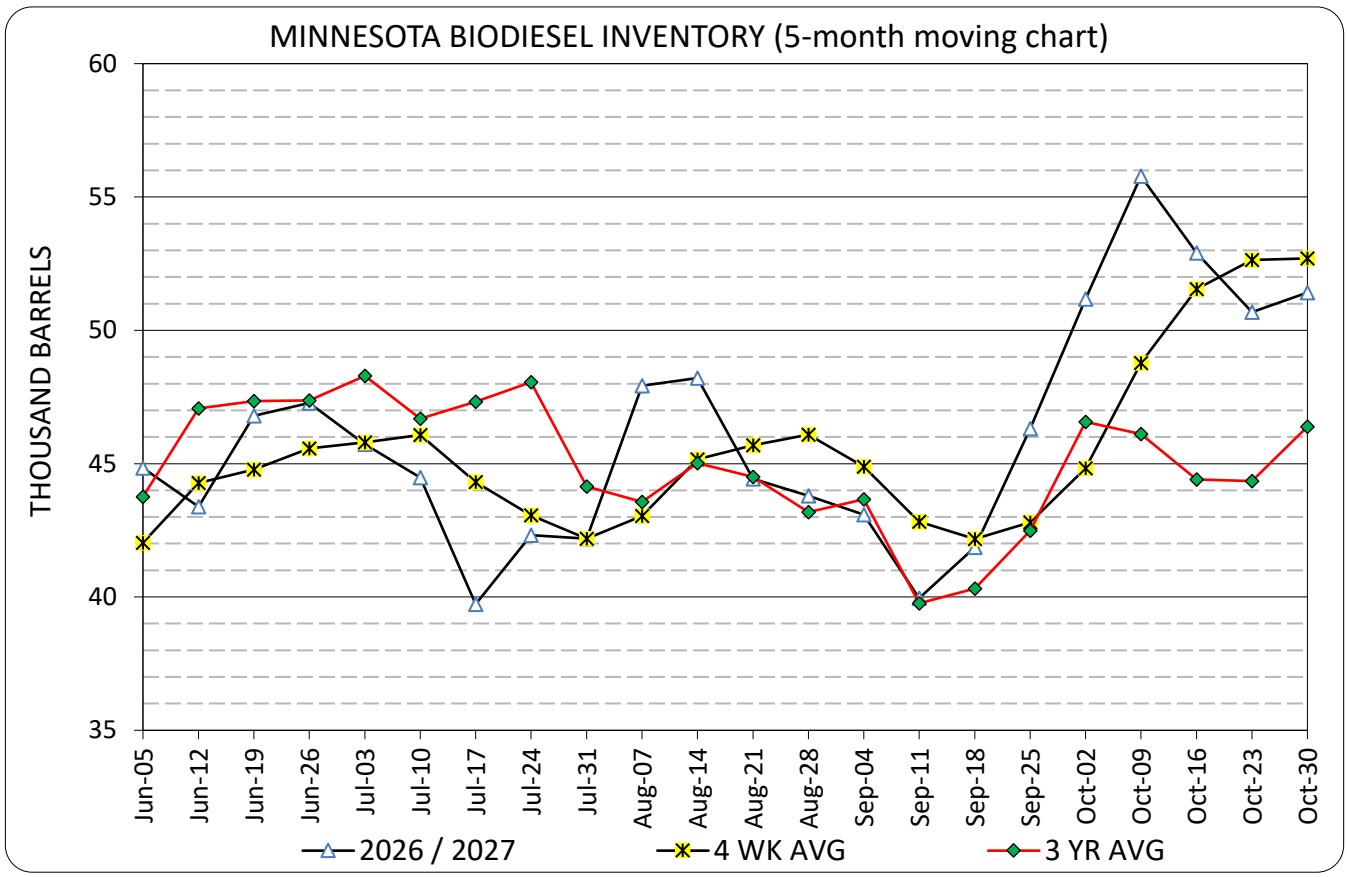

WEEKLY PETROLEUM PRIMARY STORAGE STATISTICAL INVENTORY

# MINNESOTA DEPARTMENT OF COMMERCE

This information is estimated from the survey completed Friday, October 30, 2026.

| | | THOUSAND BBLS | CHANGE | [+ OR (-)] |
|---|---|---|---|---|
| MINNESOTA FUEL ETHANOL | Oct-30 | 131.4 | x 1000 bbls | % |
| | Oct-23 | 119.4 | 12.1 | 10.1% |
| | Oct-16 | 113.7 | 17.7 | 15.5% |
| | 2022 | 119.1 | 12.3 | 10.3% |
| | 2023 | 124.4 | 7.1 | 5.7% |
| | 2024 | 117.4 | 14.0 | 11.9% |
| 3 YR MEAN AVG VOL | | 120.3 | 11.1 | 9.2% |
| 4 WEEK AVERAGE | | 119.2 | 12.2 | 10.2% |

| | | THOUSAND BBLS | CHANGE | [+ OR (-)] |
|---|---|---|---|---|
| MINNESOTA BIODIESEL | Oct-30 | 51.4 | x 1000 bbls | % |
| | Oct-23 | 50.7 | 0.7 | 1.5% |
| | Oct-16 | 52.9 | (1.5) | (2.8%) |
| | 2022 | 50.6 | 0.9 | 1.7% |
| | 2023 | 44.6 | 6.8 | 15.2% |
| | 2024 | 44.0 | 7.5 | 17.0% |
| 3 YR MEAN AVG VOL | | 46.4 | 5.0 | 10.8% |
| 4 WEEK AVERAGE | | 52.7 | (1.3) | (2.4%) |

STATE HEATING OIL AND PROPANE PROGRAM (SHOPP) MINNESOTA DEPARTMENT OF COMMERCE

SURVEYED STATEWIDE RETAIL PRICES Email: shopp.commerce@state.mn.us

## Residential (High Sulfur) Heating Oil Number Two Fuel Oil

| | 2025-2026 | | | MEAN of AVERAGE PRICE ($ per gallon) | | | | | | | |
|---|---|---|---|---|---|---|---|---|---|---|---|
| DATE | LOW 5 AVG | HIGH 5 AVG | AVERAGE | 2025-2026 | 2024-2025 | 2023-2024 | 2022-2023 | 2021-2022 | 2020-2021 | 2019-2020 | 2018-2019 |
| 26-Oct-05 | $5.38 | $6.15 | $5.70 | 3.19 | 3.21 | 4.00 | 4.36 | 3.11 | 1.89 | 2.58 | 3.05 |
| 26-Oct-12 | $5.45 | $6.21 | $5.74 | 3.18 | 3.25 | 3.92 | 4.83 | 3.20 | 1.89 | 2.59 | 3.10 |
| 26-Oct-19 | $5.58 | $6.20 | $5.87 | 3.19 | 3.22 | 3.94 | 4.91 | 3.23 | 1.90 | 2.58 | 3.16 |
| 26-Oct-26 | $5.66 | $6.26 | $5.91 | 3.29 | 3.18 | 4.44 | 5.07 | 3.25 | 1.90 | 2.62 | 3.14 |
| 26-Nov-02 | | | | 3.33 | 3.17 | 4.06 | 4.97 | 3.27 | 1.89 | 2.62 | 3.12 |
| 26-Nov-09 | | | | 3.37 | 3.15 | 4.00 | 4.87 | 3.26 | 1.90 | 2.64 | 3.06 |
| 26-Nov-16 | | | | 3.41 | 3.11 | 3.84 | 4.70 | 3.24 | 1.96 | 2.65 | 3.04 |
| 26-Nov-23 | | | | 3.39 | 3.07 | 3.79 | 4.66 | 3.20 | 1.98 | 2.65 | 2.96 |
| 26-Nov-30 | | | | 3.33 | 3.08 | 3.74 | 4.50 | 3.18 | 2.02 | 2.64 | 2.93 |
| 26-Dec-07 | | | | 3.22 | 3.05 | 3.67 | 4.32 | 3.13 | 2.07 | 2.63 | 2.86 |
| 26-Dec-14 | | | | 3.16 | 3.07 | 3.50 | 4.03 | 3.13 | 2.16 | 2.62 | 2.78 |
| 26-Dec-21 | | | | 3.11 | 3.08 | 3.43 | 3.90 | 3.11 | 2.25 | 2.64 | 2.76 |
| 26-Dec-28 | | | | 3.10 | 3.08 | 3.44 | 3.86 | 3.11 | 2.26 | 2.64 | 2.62 |
| 27-Jan-04 | | | | 3.07 | 3.10 | 3.39 | 3.91 | 3.12 | 2.26 | 2.63 | 2.64 |
| 27-Jan-11 | | | | 3.04 | 3.14 | 3.35 | 3.89 | 3.14 | 2.31 | 2.63 | 2.60 |
| 27-Jan-18 | | | | 3.06 | 3.23 | 3.34 | 3.91 | 3.20 | 2.33 | 2.58 | 2.61 |
| 27-Jan-25 | | | | 3.13 | 3.22 | 3.30 | 3.98 | 3.25 | 2.33 | 2.54 | 2.63 |
| 27-Feb-01 | | | | 3.20 | 3.22 | 3.29 | 4.05 | 3.31 | 2.34 | 2.45 | 2.62 |
| 27-Feb-08 | | | | 3.18 | 3.23 | 3.28 | 3.98 | 3.38 | 2.41 | 2.40 | 2.63 |
| 27-Feb-15 | | | | 3.17 | 3.23 | 3.47 | 3.90 | 3.45 | 2.49 | 2.42 | 2.64 |
| 27-Feb-22 | | | | 3.25 | 3.20 | 3.52 | 3.85 | 3.47 | 2.59 | 2.42 | 2.71 |
| 27-Mar-01 | | | | 3.43 | 3.20 | 3.49 | 3.83 | 3.55 | 2.70 | 2.37 | 2.75 |
| 27-Mar-08 | | | | 4.00 | 3.21 | 3.47 | 3.81 | 4.13 | 2.83 | 2.35 | 2.77 |
| 27-Mar-15 | | | | 4.06 | 3.18 | 3.47 | 3.78 | 4.46 | 2.84 | 2.18 | 2.78 |
| 27-Mar-22 | | | | 4.26 | 3.17 | 3.55 | 3.72 | 4.32 | 2.81 | 2.08 | 2.79 |
| 27-Mar-29 | | | | 4.32 | 3.20 | 3.54 | 3.68 | 4.51 | 2.76 | 1.99 | 2.80 |

## Residential Propane

| | 2025-2026 | | | MEAN of AVERAGE PRICE ($ per gallon) | | | | | | | |
|---|---|---|---|---|---|---|---|---|---|---|---|
| DATE | LOW 5 AVG | HIGH 5 AVG | AVERAGE | 2025-2026 | 2024-2025 | 2023-2024 | 2022-2023 | 2021-2022 | 2020-2021 | 2019-2020 | 2018-2019 |
| 26-Oct-05 | $1.51 | $3.34 | $1.96 | 1.83 | 1.82 | 1.79 | 2.19 | 2.21 | 1.33 | 1.27 | 1.54 |
| 26-Oct-12 | $1.60 | $3.41 | $2.02 | 1.84 | 1.82 | 1.80 | 2.21 | 2.28 | 1.37 | 1.36 | 1.55 |
| 26-Oct-19 | $1.62 | $3.48 | $2.08 | 1.83 | 1.82 | 1.83 | 2.22 | 2.31 | 1.39 | 1.38 | 1.59 |
| 26-Oct-26 | $1.63 | $3.49 | $2.12 | 1.85 | 1.83 | 1.83 | 2.21 | 2.33 | 1.40 | 1.41 | 1.63 |
| 26-Nov-02 | | | | 1.86 | 1.85 | 1.84 | 2.21 | 2.34 | 1.41 | 1.49 | 1.63 |
| 26-Nov-09 | | | | 1.88 | 1.86 | 1.85 | 2.22 | 2.33 | 1.42 | 1.56 | 1.63 |
| 26-Nov-16 | | | | 1.87 | 1.87 | 1.86 | 2.23 | 2.35 | 1.45 | 1.66 | 1.62 |
| 26-Nov-23 | | | | 1.89 | 1.89 | 1.86 | 2.25 | 2.35 | 1.46 | 1.64 | 1.62 |
| 26-Nov-30 | | | | 1.91 | 1.91 | 1.86 | 2.24 | 2.34 | 1.46 | 1.69 | 1.62 |
| 26-Dec-07 | | | | 1.95 | 1.92 | 1.87 | 2.25 | 2.32 | 1.47 | 1.69 | 1.63 |
| 26-Dec-14 | | | | 1.97 | 1.93 | 1.88 | 2.23 | 2.33 | 1.48 | 1.61 | 1.63 |
| 26-Dec-21 | | | | 1.97 | 1.93 | 1.90 | 2.24 | 2.33 | 1.54 | 1.64 | 1.63 |
| 26-Dec-28 | | | | 1.97 | 1.93 | 1.90 | 2.24 | 2.34 | 1.56 | 1.62 | 1.63 |
| 27-Jan-04 | | | | 1.98 | 1.98 | 1.91 | 2.24 | 2.33 | 1.60 | 1.66 | 1.64 |
| 27-Jan-11 | | | | 1.99 | 2.04 | 1.92 | 2.24 | 2.33 | 1.69 | 1.66 | 1.64 |
| 27-Jan-18 | | | | 2.00 | 2.18 | 1.96 | 2.24 | 2.34 | 1.84 | 1.66 | 1.64 |
| 27-Jan-25 | | | | 2.02 | 2.19 | 1.98 | 2.26 | 2.37 | 1.82 | 1.60 | 1.63 |
| 27-Feb-01 | | | | 2.08 | 2.18 | 1.99 | 2.25 | 2.42 | 1.83 | 1.62 | 1.63 |
| 27-Feb-08 | | | | 2.07 | 2.18 | 2.00 | 2.25 | 2.46 | 1.85 | 1.62 | 1.63 |
| 27-Feb-15 | | | | 2.07 | 2.19 | 2.01 | 2.25 | 2.43 | 1.94 | 1.64 | 1.63 |
| 27-Feb-22 | | | | 2.06 | 2.19 | 2.01 | 2.23 | 2.45 | 2.28 | 1.55 | 1.62 |
| 27-Mar-01 | | | | 2.06 | 2.18 | 2.02 | 2.23 | 2.51 | 2.21 | 1.57 | 1.64 |
| 27-Mar-08 | | | | 2.08 | 2.16 | 2.01 | 2.23 | 2.61 | 2.05 | 1.55 | 1.63 |
| 27-Mar-15 | | | | 2.09 | 2.12 | 2.00 | 2.20 | 2.62 | 1.97 | 1.52 | 1.62 |
| 27-Mar-22 | | | | 2.11 | 2.11 | 1.98 | 2.19 | 2.60 | 1.93 | 1.48 | 1.61 |
| 27-Mar-29 | | | | 2.08 | 2.10 | 1.96 | 2.19 | 2.59 | 1.92 | 1.45 | 1.60 |

ALL PRICES ON THIS PAGE ARE IN US DOLLARS PER US GALLON

ALL PRICES ON THIS PAGE ARE PRELIMINARY

Mean Average Price is the mean of the average prices reported by each fuel supplier