



Forensic Navigator Program Summary Orders and Case Assignments

April 2024 through September 2024

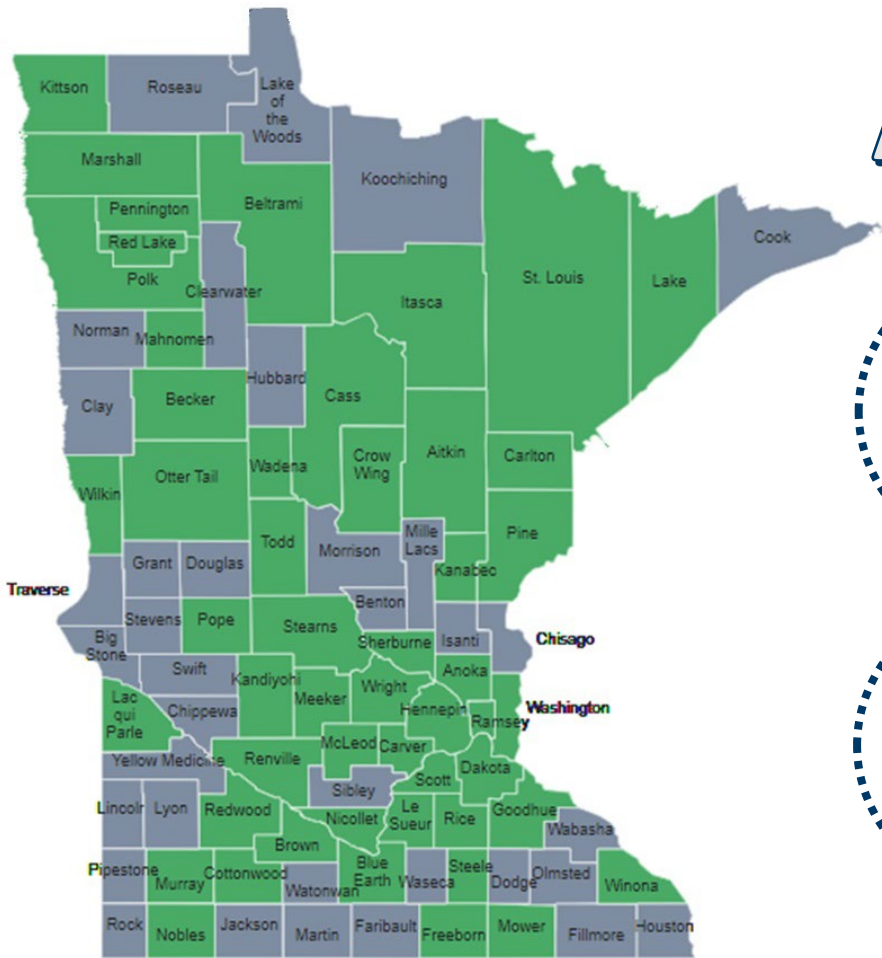
Forensic Navigator Orders - Totals*

**882
CLIENTS**

**1570
CASES**

**51
COUNTIES**

Orders



Orders Received = Green

Assignments

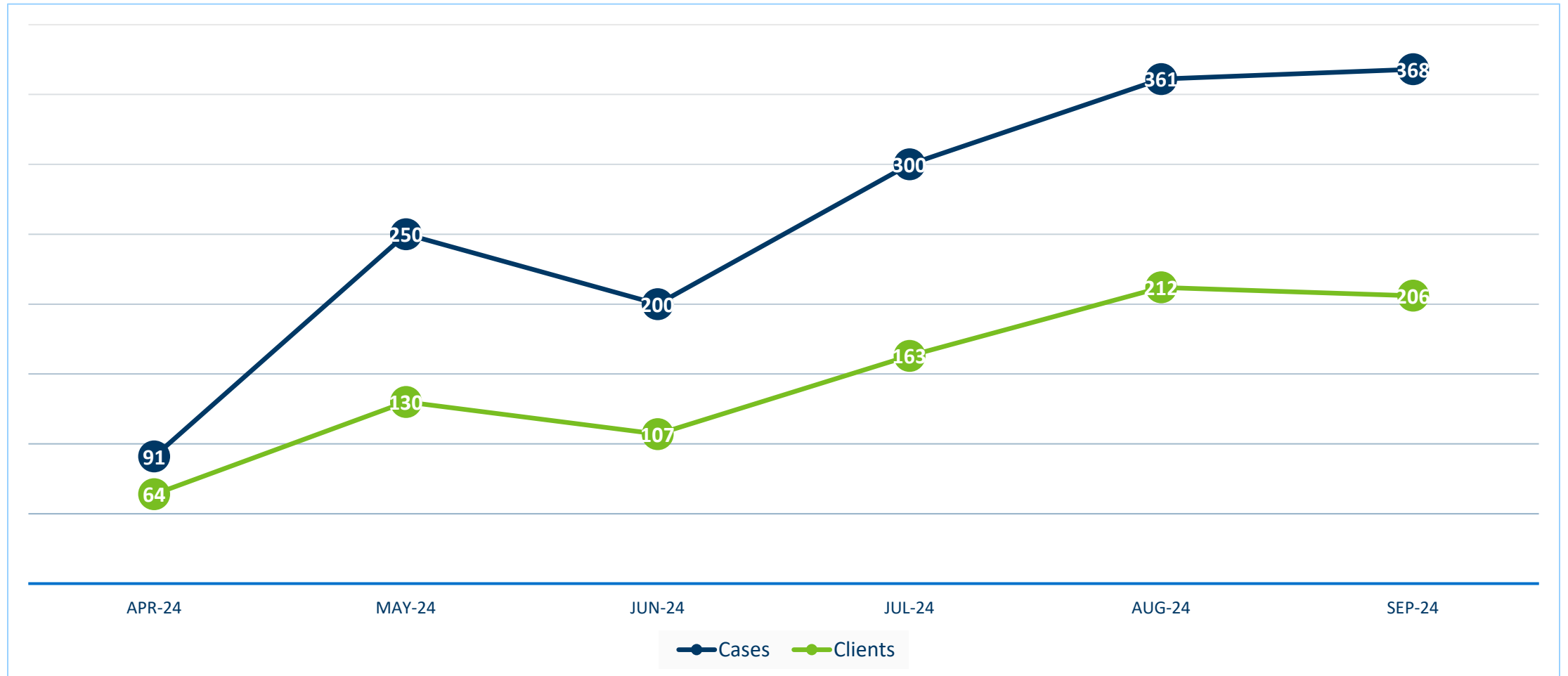
**212
CLIENTS**

**371
CASES**

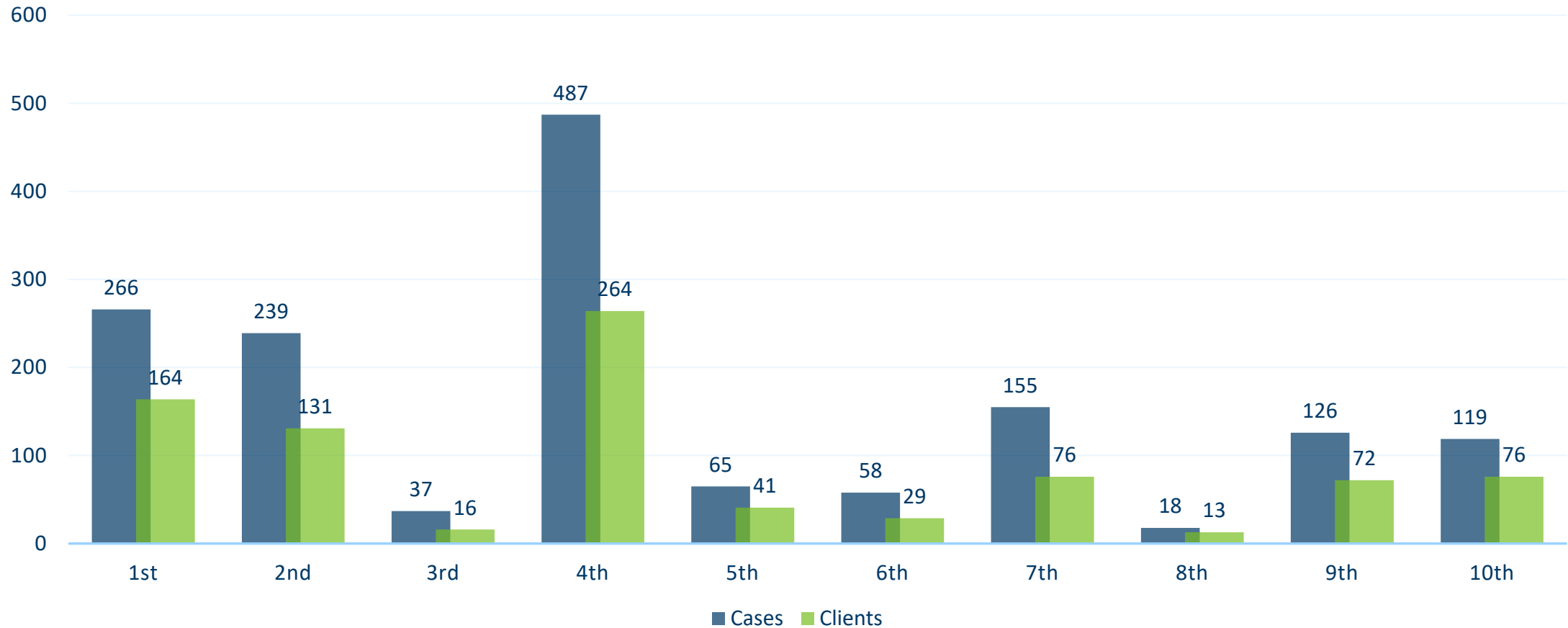
**35
COUNTIES**

**85
BRIDGE
PLANS
FILED**

Forensic Navigator Orders by Date



Forensic Navigator Orders by District



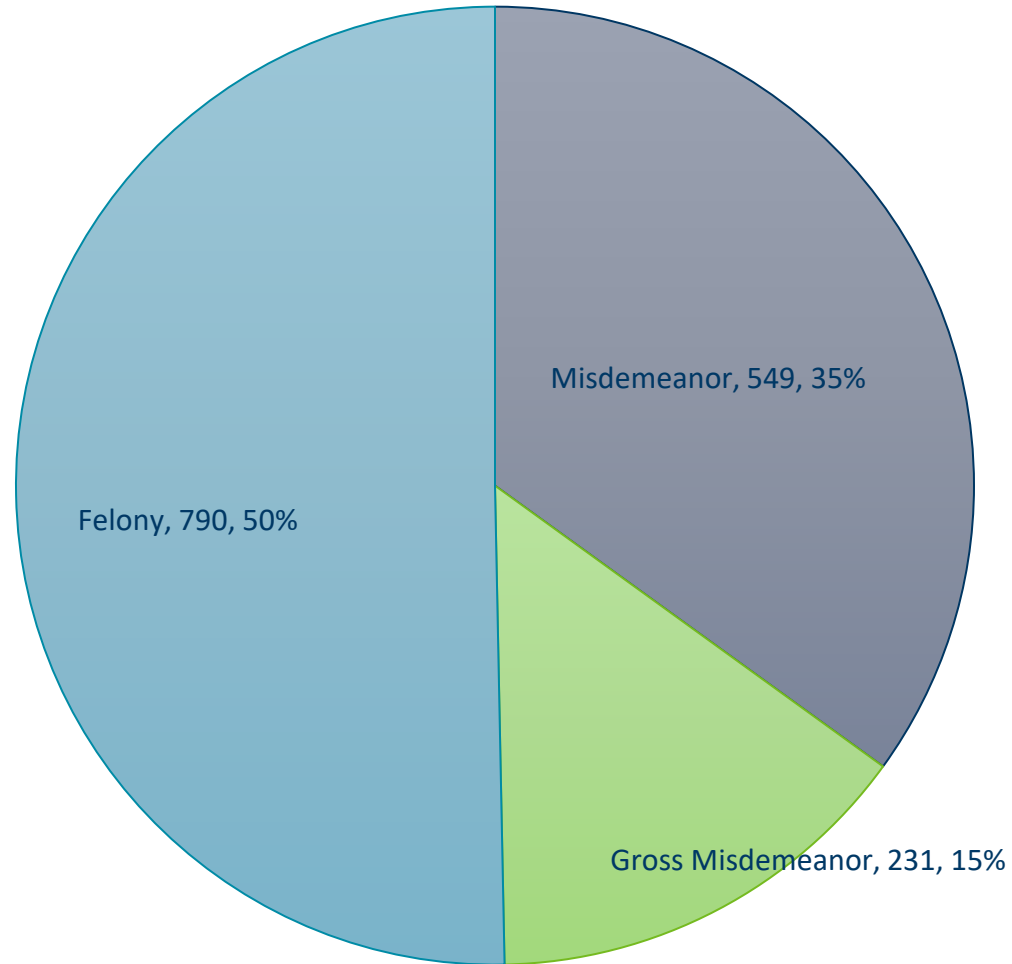
Forensic Navigator Orders

District Breakdown by County

1 st	2 nd	3 rd	4 th	5 th
Dakota	Ramsey	Mower	Hennepin	Blue Earth -
Scott		Steele		Cottonwood
Goodhue		Rice		Redwood
McLeod		Freeborn		Nicollet
Le Sueur		Winona		Brown
Carver				Nobles
				Murray

6 th	7 th	8 th	9 th	10 th
St. Louis	Stearns	Kandiyohi	Crow Wing	Washington
Carlton	Becker	Meeker	Polk	Wright
Lake	Wadena	Pope	Aitkin	Sherburne
	Otter Tail	Renville	Beltrami	Kanabec
	Todd	La Qui Parle	Cass	Anoka
		Wilkin	Pennington	Pine
			Marshall	
			Kittson	
			Itasca	
			Mahnomen	
			Red Lake	

Forensic Navigator Orders by Offense Level



Forensic Navigator Orders by Offense Type

Offense Type	Number of Cases
Assault	229 – 14.6%
Trespass	160 – 10.2%
Domestic Assault	129 – 8.2%
Theft	122 – 7.8%
Threats of Violence	108 – 6.9%
Burglary	87 – 5.5%
Drugs	86 – 5.5%
Violate OFP/DANCI/HRO	75
Damage to Property	62
DWI	60
Disorderly Conduct	59
Criminal Sexual Conduct	51
Fleeing Peace Officer	31

Offense Type	Number of Cases
Obstruct Legal Process	31
Possess Ammo/Firearm	27
Robbery	22
DAC/DAS/DAR	20
Harassment	20
Indecent Exposure	18
Receiving Stolen Property	18
Arson	15
Predatory Offender Registration	12
Murder (1 st & 2 nd)	10
Check Forgery	9
Mail Theft	9
Possess/Distribute Pornographic	6