

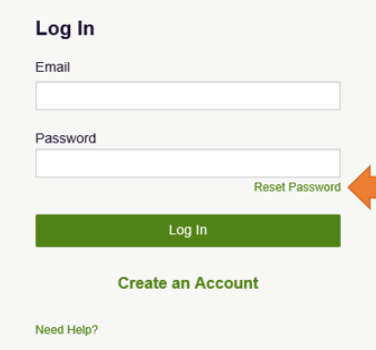


MINNESOTA
BOARD OF PHARMACY
Prescription Monitoring Program

Tip Sheet: Reset your MN PMP Password via Text

Go to the MN PMP website at www.pmp.pharmacy.state.mn.us, select **Login to PMP AWAReE**

1. Click Reset Password



Log In

Email





Password

Reset Password

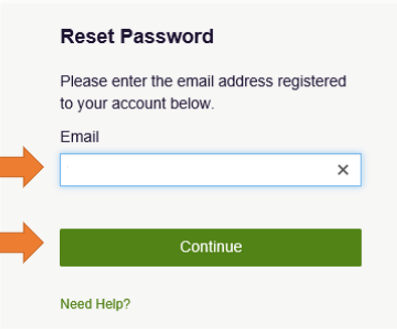
Log In

Create an Account

Need Help?

Browsers Supported     (11+)

2. Enter your Email/ Username
3. Click Continue



Reset Password

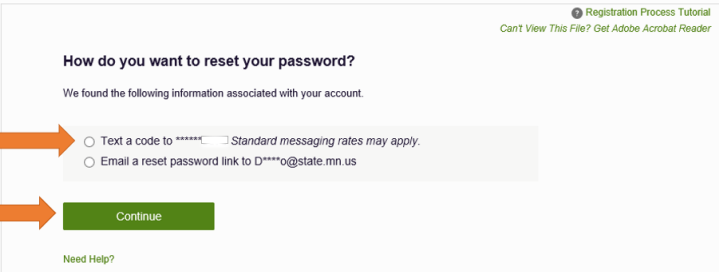
Please enter the email address registered to your account below.

Email

Continue

Need Help?

4. Select Text option to receive a reset code
(If your mobile number was not added to your profile, you will not see this as an option.)
5. Click Continue



Registration Process Tutorial
Can't View This File? Get Adobe Acrobat Reader

How do you want to reset your password?

We found the following information associated with your account.

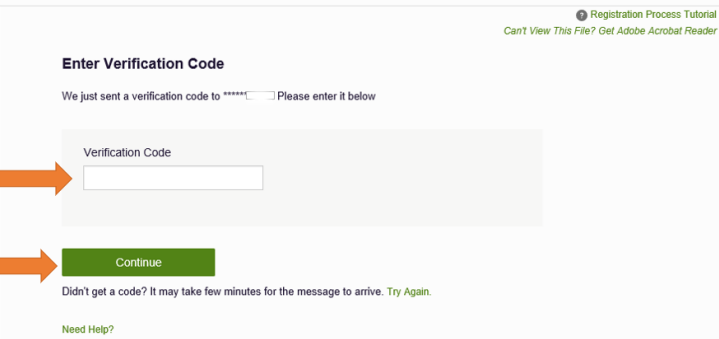
Text a code to ***** Standard messaging rates may apply.

Email a reset password link to D*****@state.mn.us

Continue

Need Help?

6. Enter the code received via text
7. Click Continue



Registration Process Tutorial
Can't View This File? Get Adobe Acrobat Reader

Enter Verification Code

We just sent a verification code to ***** Please enter it below

Verification Code

Continue

Didn't get a code? It may take few minutes for the message to arrive. Try Again.

Need Help?