

FISCAL YEAR 2024 REPORT

JULY 1, 2023 TO JUNE 30, 2024

REPORT SUBMITTED TO THE
HEALTH LICENSING BOARDS AND THE
HEALTH PROFESSIONALS SERVICES PROGRAM'S
PROGRAM AND ADVISORY COMMITTEES
BY KIMBERLY NAVARRE, LMFT, PROGRAM DIRECTOR

Contents

- OVERVIEW3
- MISSION3
- GOALS3
- FUNCTIONS3
 - REFERRALS5
- PARTICIPATION5
 - Definitions of Referral Sources.....5
 - Referrals by Fiscal Year, Primary Referral Source and Board.....6
 - Referrals by Fiscal Year, First Referral Source and Board – Continued7
 - All Referrals by First Referral Source and Fiscal Year7
 - Fiscal Year 2024 Third-Party Referrals – Where did they come from?8
 - Referral Trends8
 - Fiscal Year 2024 Referrals by Referral Source and Geographic Region.....9
- PARTICIPATION AGREEMENTS10
- DISCHARGES.....10
 - Definitions of Discharge Categories10
 - Discharges by Fiscal Year, Discharge Category and Board12
 - Discharges by Fiscal Year, Discharge Category and Board – Continued13
 - Discharges by Fiscal Year and Discharge Category.....14
- ACTIVE CASE DATA.....14
 - ACTIVE CASES BY BOARD AND FIRST REFERRAL SOURCE14
 - ACTIVE CASES BY BOARD AND FIRST REFERRAL SOURCE CONTINUED15
 - ILLNESSES MONITORED15
 - ILLNESSES MONITORED CONTINUED.....16
- BUDGET.....17
 - FUNDING17
 - EXPENSES17
- UPDATES17
 - DATABASE UPDATES17
 - DIVERSITY, EQUITY, AND INCLUSION17
 - OUTREACH18
- PROGRAM COMMITTEE GOALS18
 - GOAL 1: ENSURE THE PUBLIC IS PROTECTED18
 - GOAL 2: ENSURE INDIVIDUAL CLIENTS ARE TREATED WITH RESPECT.....19
 - GOAL 3: ENSURE THE PROGRAM IS WELL MANAGED.....19
 - GOAL 4: ENSURE THE PROGRAM IS FINANCIALLY SECURE20
 - GOAL 5: ENSURE THE PROGRAM IS OPERATING CONSISTENT WITH ITS STATUTE.....20
- COMMITTEE MEMBERS AND STAFF20
 - PROGRAM COMMITTEE20
 - ADMINISTERING BOARD21

Advisory Committee21
Advisory Committee Continued.....22
HPSP Staff22

OVERVIEW

The Health Professionals Services Program (HPSP) is a program of the Minnesota Health Licensing Boards. HPSP was created in 1994 to protect the public by offering health professionals and others the opportunity to report themselves or other health professionals with potentially impairing illnesses to HPSP in lieu of licensing boards. HPSP serves as the alternative to discipline program for all Minnesota Health Licensing Boards. HPSP also monitors health professionals with illnesses pursuant to board orders.

Most states have an alternative to discipline program for physicians and another program for nurses. HPSP is one of a handful of programs nationally that offers services to all health licensing boards and, therefore, all regulated health professionals. This enables all regulated health professionals with potentially impairing illnesses to access services that promote early intervention, diagnosis, and treatment. Early intervention is essential for public safety. Monitoring is proven to enhance long-term illness management and recovery.

Having one program work with all regulated health professionals has additional benefits. HPSP staff are familiar with occupational health programs, treatment programs and providers throughout the state and vice versa. If a concern is identified, regardless of profession, there is one number to call. Expertise is centralized and this simplifies reporting.

HPSP is pleased to provide this report to the Health Licensing Boards, the HPSP Program Committee and Advisory Committee, legislators and the citizens of Minnesota. The document provides information about program participation and activities that took place in fiscal year 2024.

MISSION

HPSP protects the public by providing monitoring services to regulated health care professionals whose illnesses may impact their ability to practice safely.

GOALS

The goals of HPSP are to promote early intervention, diagnosis, and treatment for health care professionals with illnesses, and to provide monitoring services as an alternative to board discipline or pursuant to board discipline. Early intervention enhances the likelihood of successful treatment before clinical skills or public safety are compromised.

FUNCTIONS

HPSP promotes public safety in health care by implementing Participation Agreements that oversee the health professional's illness management and professional practice, both of which are tied to patient safety. A Participation Agreement may include the health professional's agreement to comply with

continuing care recommendations, practice restrictions, random drug screening, work site monitoring, and support group participation. HPSP's primary functions are described below.

1. Provide health professionals with services to determine if they have an illness that warrants monitoring:

- Evaluate symptoms, treatment needs, immediate safety, and potential risks to patients
- Obtain substance, psychiatric, and/or medical histories, along with social and occupational data
- Determine practice limitations, if necessary
- Secure records consistent with state and federal data practices regulations
- Collaborate with medical consultants and community providers regarding treatment and monitoring that promotes public safety

2. Create and implement Participation Agreements:

- Specify requirements for appropriate treatment and continuing care
- Determine illness-specific and practice-related limitations or conditions

3. Monitor the continuing care and compliance of health professionals:

- Communicate monitoring procedures to treatment providers, supervisors, and other collaborative parties
- Review records and reports from treatment providers, supervisors, and other sources regarding the health professional's level of functioning and compliance with monitoring
- Coordinate toxicology screening process
- Intervene, as necessary, for non-compliance, inappropriate or inadequate treatment, or symptom exacerbation

4. Act as a resource for health professionals, licensing boards, health care employers, practitioners, medical communities, and state policy makers.

Quotes from a former HPSP participant:

"I would not have attended outpatient or meetings if it wasn't for HPSP. It helped me build a solid foundation of recovery and a large base of support."

"The toxicology screens kept me honest, and the recovery meetings were essential – thank you!"

PARTICIPATION

REFERRALS

Definitions of Referral Sources

HPSP's intake process is consistent, regardless of how health professionals are referred for monitoring. The program is responsible for evaluating the health professional's eligibility for services and whether the health professional has an illness that warrants monitoring. When it is determined that a health professional has an illness that warrants monitoring, a Participation Agreement is developed, and monitoring is initiated. Health professionals can be referred to HPSP in the following ways:

1. **Self-Referrals:** Health professionals refer themselves directly to the program. Health professionals report themselves to HPSP at various points during an illness/recovery. Some call directly from a hospital or treatment center, while others call after they have been sent home from work for exhibiting illness-related symptoms.
2. **Third-Party Referrals:** Third-party referrals come from persons concerned about a health professional's ability to practice safely by reason of illness. The most common third-party referrals are from treatment providers and employers. The identity of all third-party reporters is confidential. Reports by third parties are subject to immunity if the report is made in good faith.
3. **Board Referrals: Participating boards have three options for referring health professionals to HPSP:**
 - **Determine Eligibility** (Board Voluntary): The board refers because there appears to be an illness that warrants monitoring, but a diagnosis is not known.
 - **Follow-up to Diagnosis and Treatment** (Board Voluntary): The board has determined that the health professional has an illness and refers the health professional to HPSP for assessment of the need for monitoring of the illness.
 - **Discipline** (Board Discipline): The board has determined that there is an illness to monitor and refers the health professional to HPSP as part of a disciplinary action (i.e., Stipulation and Order). The Order may dictate monitoring requirements.

*For the purposes of this report, the two voluntary board referral sources (*Determine Eligibility* and *Follow- Up to Diagnosis and Treatment*) are combined.

First Referral Source

The term *first referral source* refers to the initial way practitioners are referred to HPSP. For example, a professional may self-report (first referral source) and while actively being monitored, HPSP may receive a report from their board, which is considered a *second referral source*. If the practitioner is discharged from HPSP and later referred to HPSP by a board without discipline, the first referral source for their second admission to the program would be *determine eligibility or follow-up to diagnosis and treatment*.

Referrals by Fiscal Year, Primary Referral Source and Board

In fiscal year 2024 (July 1, 2023 to June 30, 2024), 426 health professionals were referred to HPSP; this was 33 more than in fiscal year 2023. The table below shows the number of health professionals referred to HPSP by board and primary referral source for the past four fiscal years.

| Board | Behavioral Health and Therapy | | | | Chiropractic Examiners | | | | Dentistry | | | |
|------------------------------------|---------------------------------------------------|------|------|------|-----------------------------|------|------|------|----------------------------|------|------|------|
| Fiscal Year ▶ Referral Source ▼ | FY21 | FY22 | FY23 | FY24 | FY21 | FY22 | FY23 | FY24 | FY21 | FY22 | FY23 | FY23 |
| Board Voluntary | 13 | 7 | 10 | 12 | 3 | 4 | 4 | 6 | 15 | 9 | 7 | 8 |
| Board Discipline | 1 | 1 | 4 | 2 | 1 | 0 | 2 | 4 | 0 | 3 | 2 | 1 |
| Self | 8 | 8 | 6 | 12 | 1 | 0 | 0 | 0 | 3 | 1 | 1 | 4 |
| Third Party | 4 | 6 | 7 | 8 | 2 | 0 | 0 | 0 | 4 | 1 | 4 | 5 |
| Sum | 26 | 22 | 27 | 34 | 7 | 4 | 6 | 10 | 22 | 14 | 14 | 18 |
| Board | Department of Health | | | | Dietetics and Nutrition | | | | Emergency Medical Services | | | |
| Fiscal Year ▶ Referral Source ▼ | FY21 | FY22 | FY23 | FY24 | FY21 | FY22 | FY23 | FY24 | FY21 | FY22 | FY23 | FY24 |
| Board Voluntary | 0 | 0 | 0 | 0 | 0 | 0 | 0 | 0 | 0 | 11 | 12 | 9 |
| Board Discipline | 0 | 0 | 0 | 0 | 0 | 0 | 0 | 0 | 1 | 3 | 3 | 8 |
| Self | 0 | 0 | 0 | 0 | 0 | 0 | 1 | 1 | 7 | 6 | 3 | 3 |
| Third Party | 0 | 0 | 0 | 0 | 0 | 0 | 0 | 0 | 1 | 2 | 5 | 3 |
| Sum | 0 | 0 | 0 | 0 | 0 | 0 | 1 | 1 | 9 | 22 | 23 | 23 |
| Board | Executives of Long-Term Care Services & Supports* | | | | Marriage and Family Therapy | | | | Medical Practice | | | |
| Fiscal Year ▶ Referral Source ▼ | FY21 | FY22 | FY23 | FY24 | FY21 | FY22 | FY23 | FY24 | FY21 | FY22 | FY23 | FY24 |
| Board Voluntary | 0 | 23 | 12 | 20 | 2 | 2 | 3 | 0 | 23 | 29 | 28 | 26 |
| Board Discipline | 0 | 0 | 1 | 0 | 0 | 0 | 0 | 0 | 0 | 1 | 3 | 1 |
| Self | 0 | 3 | 0 | 0 | 3 | 0 | 1 | 1 | 27 | 24 | 26 | 17 |
| Third Party | 0 | 1 | 0 | 0 | 2 | 2 | 1 | 0 | 7 | 6 | 13 | 2 |
| Sum | 0 | 27 | 13 | 20 | 7 | 4 | 5 | 1 | 57 | 70 | 70 | 46 |
| Board | Nursing | | | | Occupational Therapy | | | | Optometry | | | |
| Fiscal Year ▶ Referral Source ▼ | FY21 | FY22 | FY23 | FY24 | FY21 | FY22 | FY23 | FY24 | FY21 | FY22 | FY23 | FY24 |
| Board Voluntary | 85 | 57 | 102 | 97 | 2 | 1 | 0 | 1 | 0 | 0 | 1 | 0 |
| Board Discipline | 50 | 34 | 20 | 34 | 0 | 0 | 0 | 1 | 0 | 0 | 0 | 0 |
| Self | 95 | 60 | 59 | 63 | 1 | 1 | 1 | 1 | 0 | 0 | 0 | 1 |
| Third Party | 67 | 35 | 26 | 27 | 0 | 1 | 0 | 0 | 0 | 0 | 0 | 0 |
| Sum | 241 | 186 | 207 | 221 | 3 | 3 | 1 | 3 | 0 | 0 | 1 | 1 |

*The Board of Executives of Long-Term Care Services and Supports was formerly the Board of Executives of Nursing Home Administrators.

Referrals by Fiscal Year, First Referral Source and Board – Continued

| Board | Pharmacy | | | | Physical Therapy | | | | Podiatric Medicine | | | |
|------------------------------------|----------|------|------|------|------------------|------|------|------|--------------------|------|------|------|
| Fiscal Year ▶ Referral Source ▼ | FY21 | FY22 | FY23 | FY24 | FY21 | FY22 | FY23 | FY24 | FY21 | FY22 | FY23 | FY24 |
| Board Voluntary | 3 | 1 | 4 | 1 | 8 | 3 | 5 | 4 | 0 | 0 | 0 | 0 |
| Board Discipline | 5 | 3 | 2 | 3 | 0 | 1 | 0 | 3 | 0 | 0 | 1 | 0 |
| Self | 3 | 3 | 7 | 6 | 2 | 1 | 3 | 1 | 0 | 0 | 0 | 0 |
| Third Party | 1 | 1 | 2 | 5 | 0 | 0 | 0 | 0 | 0 | 1 | 0 | 0 |
| Sum | 12 | 8 | 15 | 15 | 10 | 5 | 8 | 8 | 0 | 1 | 1 | 0 |

| Board | Psychology | | | | Social Work | | | | Veterinary Medicine | | | |
|------------------------------------|------------|------|------|------|-------------|------|------|------|---------------------|------|------|------|
| Fiscal Year ▶ Referral Source ▼ | FY21 | FY22 | FY23 | FY24 | FY21 | FY22 | FY23 | FY24 | FY21 | FY22 | FY23 | FY24 |
| Board Voluntary | 1 | 0 | 2 | 1 | 4 | 1 | 6 | 6 | 1 | 3 | 4 | 3 |
| Board Discipline | 1 | 0 | 0 | 0 | 2 | 0 | 1 | 0 | 1 | 2 | 2 | 0 |
| Self | 3 | 0 | 0 | 1 | 3 | 4 | 7 | 14 | 0 | 0 | 1 | 0 |
| Third Party | 1 | 0 | 3 | 1 | 1 | 1 | 5 | 5 | 0 | 1 | 1 | 0 |
| Sum | 6 | 0 | 5 | 3 | 10 | 6 | 19 | 25 | 2 | 6 | 8 | 3 |

All Referrals by First Referral Source and Fiscal Year

| Fiscal Year ▶ Referral Source ▼ | FY21 | FY22 | FY23 | FY24 |
|------------------------------------|------|------|------|------|
| Board Voluntary | 160 | 151 | 200 | 200 |
| Board Discipline | 62 | 48 | 40 | 65 |
| Self | 128 | 121 | 92 | 113 |
| Third Party | 66 | 62 | 60 | 54 |
| Sum | 416 | 382 | 392 | 432 |

Referrals increased over the fiscal year 2023 to 2024. The greatest increase was among board order referrals. The greatest decrease was third party referrals. One of the goals of fiscal year 2024 was to increase self-referrals, which was achieved and continues to be a goal for fiscal year 2025.

Fiscal Year 2024

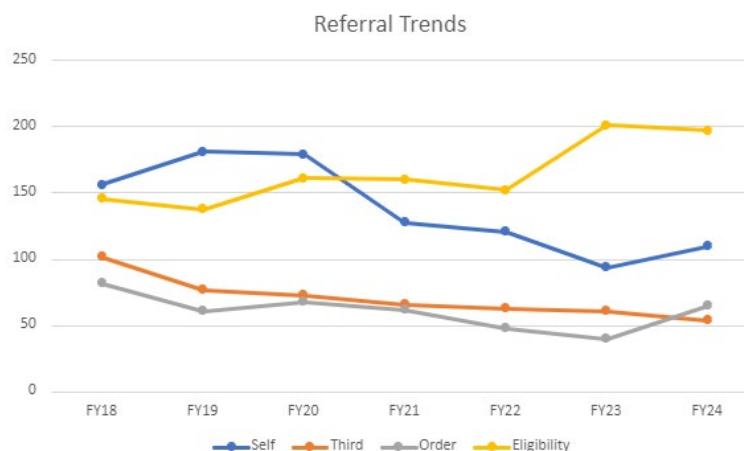


Fiscal Year 2024 Third-Party Referrals – Where did they come from?

In fiscal year 2024, 54 health professionals were referred to HPSP by third parties. This was a decrease from the previous fiscal year. Of these, 48% were referred by a supervisor. In total, 69% of the third-party referrals were from work-related individuals (supervisor, colleague, or employee health). In addition, 20% were referred by treatment providers, which is a 3% increase over last fiscal year. The other 11% of referrals were made by family/friends or no relationship was listed. Third party referrals are valuable to getting healthcare professionals the help they need.

Referral Trends

The chart below shows the number of referrals to HPSP by first referral source from fiscal year 2018 through fiscal year 2024. We did see a small increase in self-referrals. There was also an increase ordered referrals.



Fiscal Year 2024 Referrals by Referral Source and Geographic Region

The data in the table below represents health professionals who reside in Minnesota who were referred to HPSP in fiscal year 2024.

| Geographic Region | | | | | |
|------------------------------------|--------------------|--------------------|---------------|--------------------|-----------------|
| Twin Cities (8-county Metro) | Northeastern MN | Northwestern MN | Central MN | Southeastern MN | Southwestern MN |
| 56% | 6% | 6% | 11% | 12% | 5% |

The chart above and other geographic charts in this report describe six regions of Minnesota. These regions include the following counties:

- **Twin Cities Metro Areas (TC):** Anoka, Carver, Dakota, Hennepin, Ramsey, Scott, Washington, and Wright counties
- **Northeastern (NE):** Aitkin, Carlton, Cook, Itasca, Koochiching, Lake, and St. Louis counties
- **Northwestern (NW):** Becker, Beltrami, Cass, Clay, Clearwater, Crow Wing, Hubbard, Kittson, Lake of the Woods, Mahnomon, Marshall, Norman, Otter Tail, Pennington, Polk, Red Lake, Roseau, Wadena and Wilkin counties
- **Central MN (CE)** Benton, Chisago, Douglas, Grant, Isanti, Kanabec, Kandiyohi, Meeker, Mille Lacs, Morrison, Pine, Pope, Sherburne, Stearns, Stevens, Swift, Todd, and Traverse counties
- **Southeastern (SE):** Dodge, Fillmore, Freeborn, Goodhue, Houston, Le Sueur, Mower, Olmsted, Rice, Steele, Wabasha, Waseca, and Winona counties
- **Southwestern (SW):** Blue Earth, Brown, Chippewa, Cottonwood, Faribault, Jackson, Lac qui Parle, Lincoln, Lyon, Martin, McLeod, Murray, Nicollet, Nobles, Pipestone, Redwood, Renville, Rock, Sibley, Watonwan, and Yellow Medicine counties

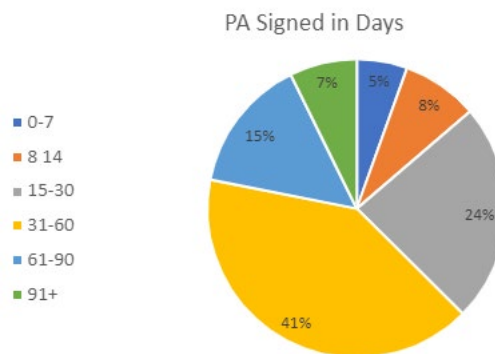
*The chart above does not include participants residing outside of Minnesota. Approximately 4%, at least 16 of the noted referrals for fiscal year 2024, had an address in another state, a majority residing in Wisconsin or Iowa.

PARTICIPATION AGREEMENTS

HPSP strives to complete the intake process and establish Participation Agreements, when appropriate, within 60 days of the health professionals contact with the program. A case manager's initial contact with a health professional is the first step in the assessment and intervention phase of the intake. Depending on the presenting information and to protect the public, case managers may ask health professionals to voluntarily refrain from practice until they can be assessed, and monitoring is established.

In fiscal year 2024, 219 Participation Agreements were signed; this is 28 more than the previous fiscal year. Of these, 78% (171) were signed within 60 days of the health professional's initial contact with the program. This is an increase in 11% over fiscal year 2023. Some delays, such as obtaining any medical records, and neuropsychological, neurological and pain management assessments, are expected. The cooperation of health professionals may also contribute to delays.

The chart below shows the number of days between the dates health professionals initially contacted the program and the dates by which Participation Agreements were signed.



DISCHARGES

Definitions of Discharge Categories

1. Completion:

Participant satisfactorily completes the terms of the Participation Agreement.

2. Non-Compliance*:

Participant violates the conditions of the Participation Agreement; case manager closes case and files a report with health care professional's regulatory board. Sub-categories of this include:

- Non-Compliance – Diversion
- Non-Compliance – Monitoring
- Non-Compliance – Positive Screen
- Non-Compliance – Problem Screens
- Non-Compliance – Treatment

3. Voluntary Withdrawal*:

Participant chooses to withdraw from the program prior to completion of the Participation Agreement; case manager closes case and files a report with the health care professional's regulatory board.

4. Ineligible Monitored*:

During monitoring, if the program determines that the health care professional is not eligible for program services as specified in statute, case manager files report with health care professional's regulatory board. Sub-categories of this include:

- Ineligible Monitored – Illness too severe
- Ineligible Monitored – License suspended/surrendered/revoked
- Ineligible Monitored – No active Minnesota license
- Ineligible Monitored – Violation of practice act

5. Ineligible Not Monitored*:

At time of intake, if the program determines that the health care professional is not eligible for program services as specified in statute, case manager files report with health care professional's regulatory board. Subcategories of this include:

- Ineligible Not Monitored – Illness too severe
- Ineligible Not Monitored – License suspended/surrendered/revoked
- Ineligible Not Monitored – No active Minnesota license
- Ineligible Not Monitored – Violation of practice act
- Ineligible Not Monitored – Previously discharged to the regulatory board

6. No Contact*:

Health care professional fails to contact HPSP following initial report received from third-party or board; case manager closes case and files a report with health care professional's regulatory board.

7. Non-Cooperation*:

Health care professional cooperates initially, but then ceases to cooperate before the Participation Agreement is signed; case manager closes case and files a report with health care professional's regulatory board.

8. Non-Jurisdictional:

No diagnostic eligibility established; the case is closed.

**Represents discharges that result in a report to the regulatory board.*

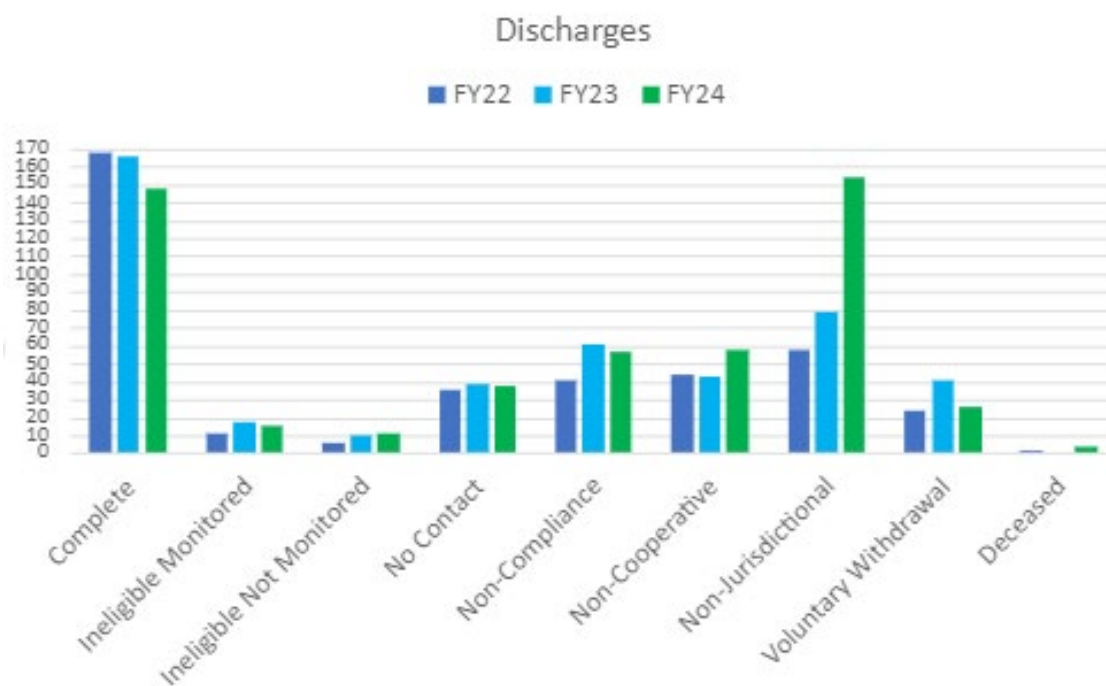
Discharges by Fiscal Year, Discharge Category and Board

| Board | Behavioral Health and Therapy | | | | Chiropractic Examiners | | | | Dentistry | | | |
|---------------------------------------|--------------------------------------------------|-----------|-----------|-----------|-----------------------------|----------|----------|-----------|----------------------------|-----------|-----------|-----------|
| Fiscal Year ▶ Discharge Category ▼ | FY21 | FY22 | FY23 | FY24 | FY21 | FY22 | FY23 | FY24 | FY21 | FY22 | FY23 | FY24 |
| Completion | 10 | 8 | 7 | 9 | 3 | 2 | 3 | 2 | 10 | 7 | 8 | 7 |
| Voluntarily Withdrew | 0 | 3 | 3 | 2 | 2 | 0 | 0 | 0 | 0 | 3 | 0 | 0 |
| Non-Compliance | 4 | 1 | 4 | 5 | 1 | 0 | 1 | 1 | 3 | 2 | 2 | 5 |
| Deceased | 0 | 0 | 0 | 0 | 0 | 0 | 0 | 0 | 0 | 0 | 0 | 0 |
| Ineligible - Monitored | 1 | 0 | 3 | 1 | 0 | 0 | 1 | 0 | 2 | 1 | 0 | 0 |
| Ineligible – Not Monitored | 2 | 1 | 0 | 0 | 0 | 0 | 0 | 1 | 0 | 0 | 1 | 0 |
| No Contact | 4 | 3 | 5 | 3 | 0 | 0 | 0 | 1 | 2 | 1 | 1 | 2 |
| Non-Cooperation | 4 | 2 | 3 | 6 | 0 | 0 | 0 | 1 | 2 | 4 | 3 | 3 |
| Non-Jurisdictional | 3 | 1 | 5 | 6 | 3 | 2 | 3 | 6 | 7 | 1 | 1 | 4 |
| Sum | 28 | 19 | 30 | 32 | 9 | 4 | 8 | 12 | 26 | 19 | 17 | 21 |
| Board | Department of Health | | | | Dietetics and Nutrition | | | | Emergency Medical Services | | | |
| Fiscal Year ▶ Discharge Category ▼ | FY21 | FY22 | FY23 | FY24 | FY21 | FY22 | FY23 | FY24 | FY21 | FY22 | FY23 | FY24 |
| Completion | 0 | 0 | 0 | 0 | 0 | 0 | 0 | 0 | 4 | 3 | 4 | 3 |
| Voluntarily Withdrew | 0 | 0 | 0 | 0 | 0 | 0 | 0 | 0 | 1 | 2 | 1 | 3 |
| Non-Compliance | 0 | 0 | 0 | 0 | 0 | 0 | 0 | 0 | 1 | 0 | 3 | 4 |
| Deceased | 0 | 0 | 0 | 0 | 0 | 0 | 0 | 0 | 0 | 0 | 0 | 0 |
| Ineligible - Monitored | 0 | 0 | 0 | 0 | 0 | 0 | 0 | 0 | 0 | 0 | 0 | 2 |
| Ineligible – Not Monitored | 0 | 0 | 0 | 0 | 0 | 0 | 0 | 0 | 0 | 0 | 0 | 0 |
| No Contact | 0 | 0 | 0 | 0 | 0 | 0 | 0 | 0 | 0 | 4 | 11 | 3 |
| Non-Cooperation | 0 | 0 | 0 | 0 | 0 | 0 | 0 | 0 | 1 | 7 | 3 | 5 |
| Non-Jurisdictional | 0 | 0 | 0 | 0 | 0 | 0 | 0 | 1 | 1 | 3 | 5 | 8 |
| Sum | 0 | 0 | 0 | 0 | 0 | 0 | 0 | 1 | 8 | 19 | 27 | 28 |
| Board | Executives of Long-Term Care Services & Supports | | | | Marriage and Family Therapy | | | | Medical Practice | | | |
| Fiscal Year ▶ Discharge Category ▼ | FY21 | FY22 | FY23 | FY24 | FY21 | FY22 | FY23 | FY24 | FY21 | FY22 | FY23 | FY24 |
| Completion | 1 | 1 | 2 | 1 | 3 | 2 | 3 | 1 | 31 | 33 | 34 | 27 |
| Voluntarily Withdrew | 0 | 0 | 0 | 0 | 0 | 0 | 0 | 0 | 1 | 4 | 2 | 2 |
| Non-Compliance | 0 | 0 | 0 | 1 | 0 | 0 | 1 | 0 | 1 | 0 | 1 | 0 |
| Deceased | 0 | 0 | 0 | 0 | 0 | 0 | 0 | 0 | 0 | 1 | 0 | 0 |
| Ineligible - Monitored | 0 | 0 | 0 | 0 | 0 | 0 | 0 | 0 | 2 | 3 | 4 | 2 |
| Ineligible – Not Monitored | 0 | 0 | 0 | 0 | 0 | 1 | 0 | 0 | 2 | 0 | 3 | 1 |
| No Contact | 0 | 8 | 2 | 3 | 1 | 1 | 0 | 0 | 1 | 1 | 6 | 4 |
| Non-Cooperation | 0 | 1 | 2 | 1 | 0 | 0 | 1 | 0 | 4 | 3 | 4 | 1 |
| Non-Jurisdictional | 0 | 12 | 8 | 13 | 1 | 2 | 2 | 1 | 18 | 17 | 28 | 23 |
| Sum | 1 | 24 | 14 | 19 | 5 | 6 | 7 | 2 | 60 | 62 | 82 | 60 |

Discharges by Fiscal Year, Discharge Category and Board – Continued

| Board | Nursing | | | | Occupational Therapy | | | | Optometry | | | |
|---------------------------------------|------------|------|------|------|----------------------|------|------|------|---------------------|------|------|------|
| Fiscal Year ▶ Discharge Category ▼ | FY21 | FY22 | FY23 | FY24 | FY21 | FY22 | FY23 | FY24 | FY21 | FY22 | FY23 | FY24 |
| Completion | 93 | 88 | 95 | 83 | 2 | 1 | 1 | 1 | 0 | 0 | 0 | 0 |
| Voluntarily Withdrew | 22 | 18 | 14 | 14 | 0 | 0 | 1 | 1 | 0 | 0 | 0 | 0 |
| Non-Compliance | 51 | 28 | 45 | 36 | 1 | 0 | 0 | 0 | 0 | 0 | 0 | 0 |
| Deceased | 1 | 0 | 0 | 3 | 0 | 0 | 0 | 0 | 0 | 0 | 0 | 0 |
| Ineligible - Monitored | 8 | 7 | 4 | 10 | 1 | 0 | 0 | 0 | 0 | 0 | 0 | 0 |
| Ineligible – Not Monitored | 6 | 3 | 5 | 6 | 0 | 0 | 0 | 0 | 0 | 0 | 0 | 0 |
| No Contact | 11 | 13 | 11 | 17 | 0 | 0 | 0 | 0 | 0 | 0 | 0 | 0 |
| Non-Cooperation | 21 | 20 | 23 | 29 | 0 | 0 | 1 | 1 | 0 | 0 | 0 | 0 |
| Non-Jurisdictional | 57 | 16 | 21 | 74 | 1 | 1 | 0 | 1 | 0 | 0 | 0 | 0 |
| Sum | 270 | 193 | 218 | 272 | 5 | 3 | 3 | 4 | 0 | 0 | 0 | 0 |
| Board | Pharmacy | | | | Physical Therapy | | | | Podiatric Medicine | | | |
| Fiscal Year ▶ Discharge Category ▼ | FY21 | FY22 | FY23 | FY24 | FY21 | FY22 | FY23 | FY24 | FY21 | FY22 | FY23 | FY24 |
| Completion | 4 | 9 | 9 | 4 | 1 | 4 | 3 | 3 | 0 | 0 | 0 | 0 |
| Voluntarily Withdrew | 2 | 2 | 0 | 1 | 0 | 0 | 0 | 0 | 0 | 1 | 0 | 0 |
| Non-Compliance | 2 | 3 | 1 | 1 | 1 | 0 | 1 | 2 | 0 | 0 | 0 | 0 |
| Deceased | 0 | 0 | 0 | 1 | 0 | 0 | 0 | 0 | 0 | 0 | 0 | 0 |
| Ineligible - Monitored | 0 | 0 | 2 | 0 | 0 | 0 | 0 | 0 | 0 | 0 | 0 | 0 |
| Ineligible – Not Monitored | 0 | 0 | 0 | 1 | 0 | 0 | 0 | 0 | 0 | 0 | 0 | 0 |
| No Contact | 0 | 0 | 1 | 2 | 0 | 1 | 0 | 1 | 0 | 0 | 0 | 0 |
| Non-Cooperation | 1 | 1 | 2 | 1 | 1 | 3 | 0 | 1 | 0 | 0 | 0 | 1 |
| Non-Jurisdictional | 0 | 0 | 1 | 3 | 4 | 1 | 1 | 4 | 0 | 0 | 0 | 0 |
| Sum | 10 | 15 | 16 | 14 | 7 | 9 | 5 | 11 | 0 | 1 | 0 | 1 |
| Board | Psychology | | | | Social Work | | | | Veterinary Medicine | | | |
| Fiscal Year ▶ Discharge Category ▼ | FY21 | FY22 | FY23 | FY24 | FY21 | FY22 | FY22 | FY24 | FY21 | FY22 | FY23 | FY24 |
| Completion | 6 | 3 | 3 | 3 | 8 | 6 | 5 | 4 | 2 | 0 | 3 | 0 |
| Voluntarily Withdrew | 1 | 1 | 0 | 0 | 2 | 6 | 3 | 2 | 0 | 0 | 0 | 1 |
| Non-Compliance | 0 | 1 | 0 | 0 | 3 | 2 | 0 | 2 | 0 | 3 | 2 | 0 |
| Deceased | 0 | 0 | 0 | 0 | 0 | 0 | 0 | 0 | 0 | 0 | 0 | 0 |
| Ineligible - Monitored | 0 | 0 | 2 | 0 | 3 | 0 | 1 | 1 | 0 | 0 | 0 | 0 |
| Ineligible – Not Monitored | 0 | 0 | 0 | 0 | 0 | 0 | 0 | 1 | 0 | 0 | 1 | 1 |
| No Contact | 0 | 0 | 1 | 0 | 0 | 2 | 0 | 0 | 0 | 1 | 2 | 1 |
| Non-Cooperation | 0 | 0 | 0 | 1 | 3 | 2 | 2 | 5 | 0 | 0 | 0 | 2 |
| Non-Jurisdictional | 0 | 0 | 1 | 1 | 1 | 0 | 2 | 8 | 0 | 2 | 1 | 3 |
| Sum | 7 | 5 | 7 | 5 | 20 | 18 | 13 | 23 | 2 | 6 | 9 | 8 |

Discharges by Fiscal Year and Discharge Category



ACTIVE CASE DATA

ACTIVE CASES BY BOARD AND FIRST REFERRAL SOURCE

On November 6, 2023, there were 546 health professionals active in HPSP; representing those in the enrollment phase of monitoring (84, 15%) as well as those who are actively engaged in monitoring (462, 85%). The table shows how these health professionals were referred to HPSP by first referral source and board.

| Board | Number | Board Voluntary | Board Discipline | Self | Third Party |
|-------------------------------|--------|-----------------|------------------|------|-------------|
| Behavioral Health and Therapy | 36 | 12 | 3 | 16 | 5 |
| BELTSS | 2 | 2 | 0 | 0 | 0 |
| Chiropractic Examiners | 4 | 2 | 1 | 1 | 0 |
| Dentistry | 24 | 7 | 8 | 4 | 5 |
| Department of Health | 0 | 0 | 0 | 0 | 0 |
| Dietetics and Nutrition | 1 | 0 | 0 | 1 | 0 |
| Emergency Medical Services | 17 | 4 | 6 | 5 | 2 |
| Marriage and Family Therapy | 1 | 1 | 0 | 0 | 0 |
| Medical Practice | 107 | 22 | 18 | 56 | 11 |

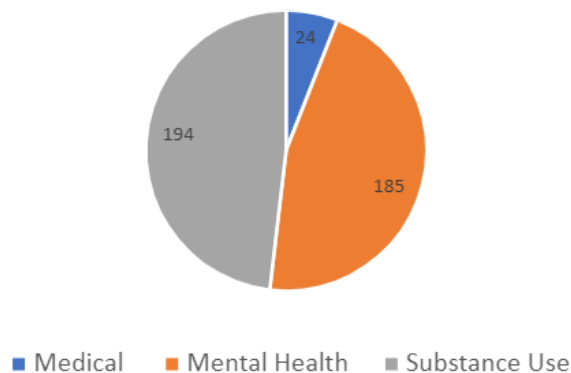
ACTIVE CASES BY BOARD AND FIRST REFERRAL SOURCE CONTINUED

| Board | Number | Board Voluntary | Board Discipline | Self | Third Party |
|----------------------|--------|-----------------|------------------|------|-------------|
| Nursing | 292 | 88 | 61 | 115 | 28 |
| Occupational Therapy | 2 | 0 | 0 | 1 | 1 |
| Optometry | 1 | 1 | 0 | 0 | 0 |
| Pharmacy | 23 | 3 | 4 | 13 | 3 |
| Physical Therapy | 8 | 4 | 0 | 4 | 0 |
| Podiatric Medicine | 1 | 0 | 1 | 0 | 0 |
| Psychology | 6 | 1 | 0 | 2 | 3 |
| Social Work | 19 | 2 | 1 | 12 | 4 |
| Veterinary Medicine | 7 | 1 | 2 | 3 | 1 |

ILLNESSES MONITORED

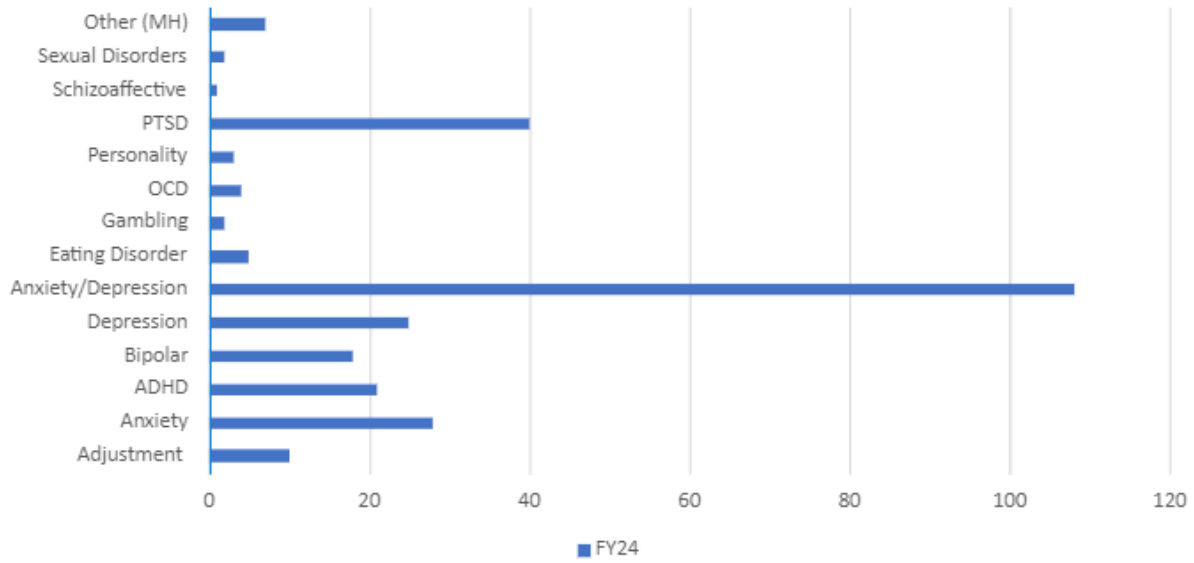
HPSP monitors health professionals diagnosed with substance, psychiatric and/or other medical disorders. The data below is gathered from fiscal year 2024. As the below graphs, data, and lists show HPSP has participants monitored in one, two, or all three of the categories. It is not uncommon for a participant to have more than one illness that HPSP will monitor as part of the agreement. HPSP is in the process of updating the illness labels to keep up with changes in DSM language and non-stigmatizing language. Substance use disorders are the most common illness that HPSP monitors. Approximately 69% of participants with a substance use disorder, have an alcohol use disorder. Mental health diagnoses range, however, most participants have a depression and/or anxiety diagnosis. The smallest number of participants are monitored for medical condition or have a medical condition in addition to another illness identified. Some medical condition HPSP monitors for includes, but is not limited to seizure disorders, long COVID, diabetes, and pulmonary conditions.

Illness Monitored

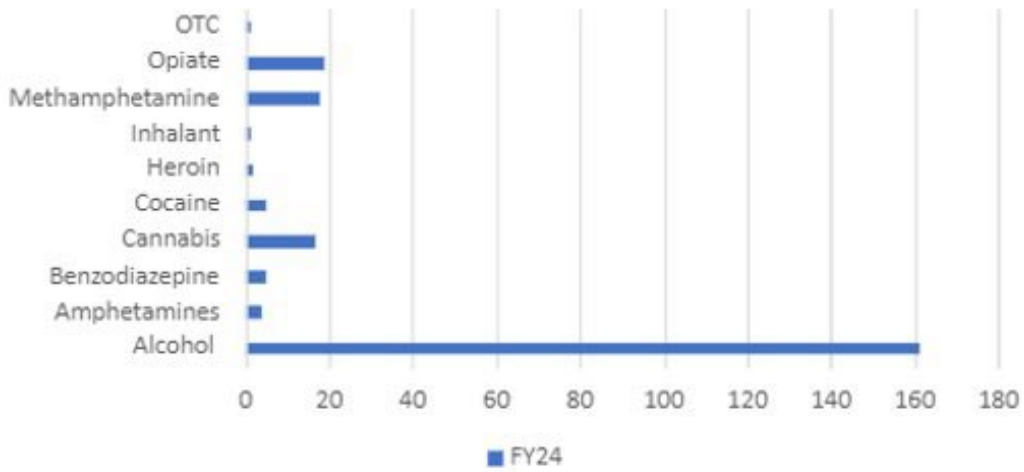


ILLNESSES MONITORED CONTINUED

Mental Health Diagnoses



Substance Use Disorders



BUDGET

As a program of the Minnesota health licensing boards, HPSP is committed to providing cost-effective quality monitoring services that meet its mission and goals. HPSP values the boards' recognition that adequate funding is essential to HPSP's success.

FUNDING

The health licensing boards and the Department of Health fund HPSP. Each board pays an annual \$1,000 fee and a pro-rata share of program expenses based on the number of the board's health professionals who are in the program at the end of each month. No additional fees are collected by HPSP from health professionals for program participation. Health professionals are responsible for costs associated with evaluations, treatment and toxicology screens (if warranted).

HPSP's budget is appropriated to the administering board. HPSP's appropriation for fiscal year 2023 was \$1,002,000. The budget for fiscal year 2024 is also \$1,234,000. HPSP has not asked for and will not be asking for any additional change items for the upcoming biennium budget. The fiscal year 2025 budget total is \$1,324,000.

EXPENSES

The majority of HPSP's expenses are directed toward salaries and benefits (75%). The next largest expense is rent, followed by technological and consultation services. HPSP hopes to continue to invest in employee development, training and education. This remains a small part of the budget, yet an important initiative.

UPDATES

DATABASE UPDATES

HPSP is working collaboratively with MN.IT staff and a contractor to continue the development an interactive portal and database that will improve program efficiency in multiple areas. The database was rolled out on December 21, 2022. HPSP continues to update the database and portal with monthly reviews and workgroups.

DIVERSITY, EQUITY, AND INCLUSION

HPSP staff engage in diversity, equity, and inclusion activities on an annual basis as part of the State of Minnesota's Enterprise Learning Management. HPSP staff seek additional trainings and learning opportunities that address racism and other forms of inequality and share what they have learned with

their peers. HPSP is committed to being anti-racist while maintaining an inclusive work environment that is free from judgement and promotes inclusivity. HPSP Program Committee has a subcommittee working on addressing DEI within HPSP.

OUTREACH

A goal of HPSP is to increase outreach in fiscal year 2024, overall, this goal was achieved. HPSP staff had speaking engagements at all the Health Licensing Boards. We spoke with small groups including but not limited to students at St. Kate's, Corrections Healthcare Professionals, United Health Medical Review, Mayo EMS/Paramedic Services, and U of M Dental students. HPSP had a table at two Health Systems Pharmacist meetings. HPSP remains open to any connects that we can make to increase our outreach to the public and healthcare professionals and continues its goal into fiscal year 2025.

PROGRAM COMMITTEE GOALS

In 1999, the Program Committee worked with a consultant to develop five goals to outline the Committee's responsibilities. These goals have remained consistent since that time. HPSP staff is committed to meeting these goals. Many quantifiable measures of how HPSP is addressing its goals are outlined throughout this document. Additional examples are listed below.

GOAL 1: ENSURE THE PUBLIC IS PROTECTED

HPSP's protection of the public is multifaceted. HPSP works collaboratively with board staff to ensure monitoring is consistent with board expectations. The HPSP Program Committee and Advisory Committee understand that HPSP monitoring is consistent with national norms established by the American Society of Addiction Medicine, the National Council of State Boards of Nursing, the Federation of State Medical Boards, the Federation of State Physician Health Programs, and emerging science. While having consistent processes, monitoring is individualized to protect the public and meet each health professional's unique situation. The following demonstrate HPSP's commitment to public protection:

- HPSP implements practice restrictions when appropriate to protect the public
- HPSP refers health professionals for appropriate assessments and evaluations
- HPSP requires health professionals to follow treatment recommendations
- HPSP tracks health professionals' compliance with treatment and monitoring requirements
- HPSP intervenes when health professionals experience exacerbations of symptoms
- HPSP serves as a liaison between employers and treatment providers
- HPSP reports health professionals who are not compliant with Participation Agreements to their licensing boards
- HPSP educates employers and the medical community about professional impairment versus illness
- HPSP encourages early intervention through outreach to schools, professional associations and other groups

GOAL 2: ENSURE INDIVIDUAL CLIENTS ARE TREATED WITH RESPECT

HPSP staff are committed to treating health professionals and all persons with respect. This is done through interactions with health professionals as well as ensuring program processes and documents are easy to understand and implement. Beyond HPSP's day to day involvement with health professionals, these HPSP processes and activities demonstrate respect for clients:

- Maintaining motivated, competent staff who are proficient in substance and psychiatric disorders as well as case management
- Ensuring staff receive ongoing training about cultural humility, inclusion, and diversity
- Ensuring staff receive ongoing training about substance and psychiatric disorders
- Maintaining a simple process for reporting to the program
- Establishing monitoring based on research and national standards
- Providing a consistent service to all health professionals
- Collecting and reviewing feedback from health professionals on a regular basis and incorporating this feedback as appropriate
- Finding accessible collection sites for health professionals and posting them on the HPSP website

GOAL 3: ENSURE THE PROGRAM IS WELL MANAGED

Identifying how well HPSP is managed includes the above items in addition to a broad range of actions, including:

- The program director and HPSP staff are committed to diversity, equity and inclusion
- HPSP staff holds weekly team meetings to address administrative and case management needs
- HPSP collaborates with board staff and seeks input regarding the monitoring process and guidelines
- HPSP holds regular meetings with board staff to review program processes and board questions
- HPSP follows the health licensing boards' Continuity of Operations Plan
- HPSP follows human resource and administrative procedures established by the Department of Administration, facilitated by the Small Agency Resource Team (SmART)
- HPSP completes the Department of Management and Budget's (MMB) Internal Control Self-Assessment tool annually to identify program strengths and vulnerabilities
- HPSP utilizes MN.IT for computer security, database development, and other electronic technology (i.e. phones, printers, email)
- HPSP is staffed with competent employees who are invested in the program's mission
- HPSP maintains up to date position descriptions
- The program director assures that case managers provide quality intake and case management monitoring services
- The program director performs annual performance reviews of employees and undergoes a performance evaluation by the administering board
- The program director surveys executive directors annually to obtain input on program services
- The program director submits monthly billing reports to SmART on a timely basis
- The program director sends board executive directors monthly referral, discharge and cost allocation reports
- The program director meets with the administering board Executive Director to review program operations and spending on a regular basis
- The program director ensures that all staff review relevant state policies upon hire and annually (i.e. data practices, code of ethics, respectful workplace, electronic communications and others)
- The program director seeks legal advice from the Office of the Attorney General when needed
- HPSP is recognized nationally as a quality program

- HPSP utilizes specialized consultants to assist in developing the terms of Participation Agreements in complex situations

GOAL 4: ENSURE THE PROGRAM IS FINANCIALLY SECURE

The funding source of HPSP is defined in statute and is appropriated by the Legislature on a biennial basis. HPSP has sought funding increases when deemed necessary to address program growth and needs. The majority of HPSP’s costs are related to staffing.

HPSP consistently spends within its allotted budget. HPSP has regular budget meetings with the administering board Executive Director. Spending is tracked by SmART and HPSP. All expenses are tracked and reconciled with reports from SmART. SmART also performs accounting audits.

GOAL 5: ENSURE THE PROGRAM IS OPERATING CONSISTENT WITH ITS STATUTE

HPSP understands and appreciates the benefits and constraints of its enabling legislation. HPSP consistently operates within the parameters of its enabling legislation. HPSP utilizes the Office of the Attorney General as legal questions arise regarding the program’s authority. Additionally, HPSP has made strong efforts to:

- Maintain a user-friendly website that includes health professional, treatment provider and work site monitor information and forms
- Expand electronic options for submitting quarterly compliance reports
- Promote teamwork and staff development

COMMITTEE MEMBERS AND STAFF

PROGRAM COMMITTEE

The Program Committee consists of one member from each participating board. By law, the Program Committee provides HPSP with guidance to ensure that the direction of HPSP is in accordance with its statutory authority. In 1997 the Program Committee established the following five goals to meet this responsibility:

1. The public is protected;
2. Individual clients are treated with respect;
3. The program is well-managed;
4. The program is financially secure; and
5. The program is operating consistently within its statutory authority.

| Board | Member Name |
|-------------------------------|---------------|
| Behavioral Health and Therapy | Sam Strehlo |
| Chiropractic Examiners | Mary Noble |
| Dentistry | Samuel Ankrah |
| Department of Health | |

| Board | Member Name |
|------------------------------------------|-----------------------------|
| Dietetics and Nutritionists | Sue Estes |
| Emergency Medical Services | Amber Lage |
| Marriage and Family Therapy | Jennifer Mohlenhoff |
| Medical Practice | Averi Turner |
| Nursing | Current ED |
| Execs. for Long Term Services & Supports | Steve Jobe |
| Occupational Therapy | Kari Pierson |
| Optometry | Britt Heglund |
| Pharmacy | James Bialke/Ben Maisenbach |
| Physical Therapy | Kathy Polhamus, Chair |
| Podiatric Medicine | Ryan Peterson |
| Psychology | Michael Thompson |
| Social Work | Linda Gustafson |
| Veterinary Medicine | Jody Grote (Vice-Chair) |

ADMINISTERING BOARD

The Board of Psychology, under the leadership of Executive Director Sam Sands served as the administering board for HPSP in fiscal year 2024. In fiscal year 2025, the administering Board remains the Board of Psychology.

Advisory Committee

The Advisory Committee consists of one person appointed by various health-related professional associations and two public members appointed by the Governor. The Advisory Committee established the following goals:

1. Promote early intervention, diagnosis, treatment and monitoring for potentially impaired health care professionals;
2. Provide expertise to HPSP staff and Program Committee; and
3. Act as a liaison with membership.

| Association | Member Name |
|----------------------------------------------------------|-----------------------|
| MN Academy of Nutrition and Dietetics | Shelley Brandenburger |
| MN Ambulance Association | Joe Newton |
| MN Academy of Physician Assist. | Tracy Keizer |
| MN Assoc. of Naturopathic Physicians | Crystalin Montgomery |
| MN Chiropractic Assoc. | Lisa Hellerud |
| MN Dental Assoc. | Stephen Gulbrandsen |
| MN Health Systems Pharmacists | S. Bruce Benson |
| MN Medical Assoc. | Stephanie Lindgren |
| National Assoc. of Addiction Professionals, MN Affiliate | Sandy Clark |

Advisory Committee Continued

| Association | Member Name |
|-----------------------------------------------|----------------------------|
| National Assoc. of Social Workers, MN Chapter | Michael Arieta (Chair) |
| MN Nurse Peer Support Network | Marc Myer |
| MN Nurses Assoc. | Nathaneal Lew |
| MN Occupational Therapy Assoc. | Karen Sames |
| MN Optometric Assoc. | Georgiann Jensen Bohn |
| MN Organization of Leaders in Nursing | Lucy Furlog |
| MN Organization of Registered Nurses | Niki Gjere |
| MN Pharmacists Assoc. | Sue Anderson |
| MN Podiatric Medicine Assoc. | Kari Prescott |
| MN Psychological Assoc. | |
| MN Veterinary Medicine Assoc. | Marcia Brower (Vice Chair) |
| Physicians Serving Physicians | Jeff Morgan |
| Public Member | Hafsa Mohamed |
| Public Member | Joanne Kronstedt |

HPSP Staff

| Name | Title | | Name | Title |
|------------------|----------------------------|--|------------------|--------------|
| Kimberly Navarre | Program Director | | Valerie Bashiri | Case Manager |
| Eldaa Delgado | Case Management Assistant | | Johanna Gangl | Case Manager |
| Kerry Gibbons | Office and Records Manager | | Pang Yang | Case Manager |
| Tracy Erfourth | Case Manager | | Nichole Williams | Case Manager |
| Lisa Franciscus | Case Manager | | | |

Gratitude for contributions to this report are extended to the LynMark Team.