


Minnesota Board of Architecture, Engineering, Land Surveying, Landscape Architecture, Geoscience and Interior Design

Biennial Report

2012-2014



Submitted to the Governor and Minnesota State Legislature
In compliance with Minnesota Statute section 214.07 Subdivision 1

Table of Contents

Clause	Page
(a) Executive Summary	3
(b) Meetings	6
(c) Budget	9
(d) Board Members	6
(e) Staff	8
(f) Adopted and Proposed Board Rules	11
(g) Licensees and Certificate Holders	10
(h) Examinations	11
(i-l) Examination and Comity Licensure Statistics	14
(m) Revocations, suspensions and status alterations	38
(n-o) Complaints and Enforcement	37
(p) Additional Information	42
Appendix A - Detailed Examination Statistics	43
Appendix B - Detailed Licensure Statistics (Non-Examinees)	47

Executive Summary

About the Board

The Board was created in 1921 to regulate the practice of architecture, professional engineering and land surveying. In 1976, the practice of landscape architecture was added to the Board's jurisdiction. In 1992, the title act for Certified Interior Design was added and in 1995 the practice of geology and soil science (geoscience) were added to the Board.

Mission

The Board regulates the professions and enforces the statutes and rules in order to protect the public health, safety and welfare. We ensure that individuals meet the education, examination and experience standards for licensure and take disciplinary action against those who violate the laws, rules and standards governing the practice of the professions.



Board Membership

The full Board consists of 21 members appointed by the Governor to four-year terms.

- ◆ 3 architects
- ◆ 5 professional engineers
- ◆ 2 land surveyors
- ◆ 2 landscape architects
- ◆ 1 professional geologist
- ◆ 1 professional soil scientist
- ◆ 2 certified interior designers
- ◆ 5 public members

Committees

Committee work keeps issues moving in a timely and effective manner. Each member serves on one of the following committees:

- ◆ Rules Committee: Amendments to statutes and rules
- ◆ Credentialing Committee: Licensure/certification/examination issues, continuing education, outreach
- ◆ Complaint Committee: Enforcement of statutes and rules

Executive Summary

Sections

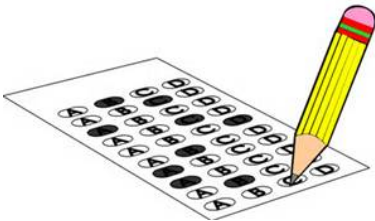
Board members are divided into Sections which discuss and provide recommendations to the full Board regarding issues pertinent to the professions in that Section.

- ◆ Architects, Landscape Architects and Certified Interior Designers (ALACID)
- ◆ Professional Engineers, Land Surveyors, Geoscientists (ELSGEO)

The full Board ratifies all actions recommended by Committees and Sections. Board, Committee and Section meetings are open to the public. Complaint Committee meetings are closed. The meeting schedule is posted on the Board's website or can be obtained by contacting the Board office.

Examinations

The Board receives and evaluates the credentials of applicants for examination by identifying those who meet the education, examination and experience requirements set forth in statute and rule. In FY13 and FY14, the Board evaluated 2,731 applications to take an examination. Additionally, applicants for the landscape architecture and certified interior design examinations apply directly to their respective national councils. Individuals apply to the Board for licensure or certification following successful completion of the examination.



Licensure, Certification and Renewals

During the FY13 and FY14 reporting period, the Board evaluated 1,447 applications and issued a total of 1,901 new licenses and certificates. The Board also renewed 17,915 licenses and certificates for the period of July 1, 2014 through June 30, 2016. Ninety-two percent (92%) of licensees and certificate holders renewed online.

Enforcement

In cooperation with the Attorney General's Office, the Board investigated and closed 163 complaints alleging violations of the Board's statutes and rules. A total of 151 new complaints were filed during FY13 and FY14.

Executive Summary

Continuing Education and Audits

Licensees and certificate holders are required to complete and report 24 hours of continuing education every two years prior to renewing. Individuals complete and affidavit affirming that their report is true and correct. The Board conducts random audits and requires selected individuals to substantiate the number of hours they reported by submitting supporting documentation of their courses and activities. Disciplinary action may be taken against those found to have falsely reported continuing education.

Budget

The Board collects application and licensure fees which are deposited in the state's General Fund. Fees are set by the legislature to cover the Board's direct and indirect costs. The budget is comprised of appropriations from the General Fund.

National Councils

The National Councils are organizations dedicated to the advancement of the professions they represent. Each Council develops, administers and scores the examinations used for licensure in the United States. Each examination question is developed and tested over several exam administrations in order to create valid and reliable, psychometrically defensible examinations. The Councils facilitate professional mobility and promote uniformity of the U.S. licensure processes and help protect the public health, safety and welfare by leading the regulation of the various professions. The Councils are made up of member boards from each jurisdiction.

The Minnesota Board is a voting member and active participant in each of these Councils:

National Council of Examiners for Engineering and Surveying (NCEES)

Council of Landscape Architectural Registration Boards (CLARB)

National Council of Architectural Registration Boards (NCARB)

National Association of State Boards of Geology (ASBOG)

National Council of Soil Science Examiners (CSSE)

Council for Interior Design Qualification (CIDQ)



Board Members

Board members spent a total of 4,907 hours on Board business including: attendance at Board meetings, review of applicant credentials, enforcement, education, legislation, and representation of Minnesota on national committees.

Number of meeting held:

Full Board	11	ELSGEO Section	9
Credentialing Committee	6	Complaint Committee	18
Rules Committee	4	Executive Committee	11
ALACID Section	9		



Terry Groshong
Architect
Duluth, MN

Appointed: 6-30-2011
Term Ends: 1-5-2015

FY13 Committee: Complaint
FY14 Committee: Complaint
FY13 Section: ALACID
FY14 Section: ALACID
Total Hours: 555



Wayne Hilbert
Architect
Minneapolis, MN

Appointed: 4-7-2013
Term Ends: 1-2-2017

FY14 Committee: Rules
FY14 Section: ALACID
Total Hours: 156

Replaced: Robert Seeger (100 hours)



Paul May
Architect
Minneapolis, MN

Appointed: 4-7-2008
Reappointed: 6-25-2012
Term Ends: 1-4-2016

FY13 Committee: Credentialing
FY14 Committee: Credentialing
FY13 Section: ALACID (Chair)
FY14 Section: ALACID (Chair)
Total Hours: 671



James Grube
Professional Engineer
Plymouth, MN

Appointed: 5-11-2009
Reappointed: 4-7-2013
Term Ends: 1-2-2017

FY13 Committee: Rules
FY14 Committee: Rules (Chair)
FY13 Section: ELSGEO (Chair)
FY14 Section: ELSGEO
Total Hours: 66



Douglas Cooley
Professional Engineer
Long Lake, MN

Appointed: 6-6-2006
Reappointed: 4-12-2010
Term Ends: 1-6-2014

Board Chair (FY14)
FY13 Committee: Credentialing
FY14 Committee: Credentialing
FY13 Section: ELSGEO
FY14 Section: ELSGEO
Total Hours: 332



David Krech
Professional Engineer
Duluth, MN

Appointed: 4-12-2010
Reappointed: 6-30-2014
Term Ends: 1-1-2018

Board Treasurer (FY13)
FY13 Committee: Complaint
FY14 Committee: Complaint
FY13 Section: ELSGEO
FY14 Section: ELSGEO
Total Hours: 360



Dennis Martenson
Professional Engineer
Medina, MN

Appointed: 6-25-2012
Term Ends: 1-2-2015

FY13 Committee: Rules
FY14 Committee: Rules
FY13 Section: ELSGEO
FY14 Section: ELSGEO (Chair)
Total Hours: 195



Daniel Murphy
Professional Engineer
Apple Valley, MN

Appointed: 6-25-2012
Term Ends: 1-4-2016

FY13 Committee: Rules
FY14 Committee: Rules
FY13 Section: ELSGEO
FY14 Section: ELSGEO
Total Hours: 52



Lisa Hanni
Land Surveyor
Hampton, MN

Appointed: 5-23-2007
Reappointed: 6-30-2011
Term Ends: 1-5-2015

Board Chair (FY13)
FY13 Committee: Credentialing
FY14 Committee: Rules
FY13 Section: ELSGEO
FY14 Section: ELSGEO
Total Hours: 189

Board Members



David Landecker
Land Surveyor
Moorhead, MN

Appointed: 4-7-2008
Reappointed: 6-25-2012
Term Ends: 1-4-2016

FY13 Committee: Complaint
FY14 Committee: Complaint
FY13 Section: ELSGEO
FY14 Section: ELSGEO
Total Hours: 476



Robert Gunderson
Landscape Architect
Burnsville, MN

Appointed: 6-25-2012
Term Ends: 1-4-2016

FY13 Committee: Rules
FY14 Committee: Credentialing
FY13 Section: ALACID
FY14 Section: ALACID
Total Hours: 161



Marjorie Pitz
Landscape Architect
Minneapolis, MN

Appointed: 4-12-2010
Reappointed: 6-30-2014
Term Ends: 1-1-2018

Board Treasurer (FY 13)
FY13 Committee: Complaint
FY14 Committee: Rules
FY13 Section: ALACID
FY14 Section: ALACID
Total Hours: 123



Bruce Johnson
Professional Geologist
Eagan, MN

Appointed: 5-23-2007
Reappointed: 6-30-2011
Term Ends: 1-5-2015

FY13 Committee: Complaint (Chair)
FY14 Committee: Complaint (Chair)
FY13 Section: ELSGEO
FY14 Section: ELSGEO
Total Hours: 243



Peter Miller
Prof. Soil Scientist
Maple Grove, MN

Appointed: 4-12-2010
Reappointed: 4-7-2013
Term Ends: 1-2-2017

FY13 Committee: Credentialing
FY14 Committee: Credentialing (Chair)
FY13 Section: ELSGEO
FY14 Section: ELSGEO
Total Hours: 37



Lyn Berglund
CID
Eden Prairie, MN

Appointed: 4-7-2008
Reappointed: 6-25-2012
Term Ends: 1-4-2016

FY13 Committee: Rules
FY14 Committee: Credentialing
FY13 Section: ALACID
FY14 Section: ALACID
Total Hours: 156



Mary Deeg
CID
Minneapolis, MN

Appointed: 5-11-2009
Reappointed: 4-7-2013
Term Ends: 1-2-2017

Board Secretary (FY 14)
FY13 Committee: Credentialing Chair
FY14 Committee: Rules
FY13 Section: ALACID
FY14 Section: ALACID
Total Hours: 88



Carl Peterson, CPA
Public Member
Rosemount, MN

Appointed: 5-11-2009
Reappointed: 4-7-2013
Term Ends: 1-2-2017

Board Vice Chair (FY13 and FY14)
FY13 Committee: Credentialing
FY14 Committee: Rules
FY13 Section: ALACID
FY14 Section: ALACID
Total Hours: 339



Tanya Digiovanni
Public Member
Breezy Point, MN

Appointed: 4-7-2013
Term Ends: 1-2-2017

FY14 Committee: Credentialing
FY14 Section: ALACID
Total Hours: 117

Replaced: Micki Miller (4 hours)



David Fisher, CBO
Public Member
Maple Grove, MN

Appointed: 5-11-2009
Reappointed: 4-7-2013
Term Ends: 1-2-2017

FY13 Committee: Credentialing
FY14 Committee: Complaint
FY13 Section: ELSGEO
FY14 Section: ELSGEO
Total Hours: 105



William Kuretsky, JD
Public Member
Minnetonka, MN

Appointed: 6-30-2011
Term Ends: 1-5-2015

FY13 Committee: Rules (Chair)
FY14 Committee: Rules
FY13 Section: ALACID
FY14 Section: ALACID
Total Hours: 48



John Swanson
Fire Marshal
Public Member
Lakeville, MN

Appointed: 4-7-2013
Term Ends: 1-2-2017

FY14 Committee: Credentialing
FY14 Section: ELSGEO
Total Hours: 19

Replaced: Kristine Kubes (314 hours)

Board Staff

The Board office operates with seven (7) employees evaluating credentials on applications for examination and licensure, issuing initial licenses and certificates and investigating complaints. Every two years, the staff renews over 17,000 licenses and certificates in addition to their regular responsibilities.

Over the last two years, the following individuals have been employed by the Board:

Name	Current Job Classification	Status	Dates of Service	
			Start	End
Barker, Andrea	State Program Administrator Intermediate	.75	7-11-00	
Berg, Katherine	Office and Administrative Specialist Intermediate	1.00	12-17-12	
Britton, Geraldine	Office and Administrative Specialist Senior	1.00	10-10-05	8-2-13
DuFresne, Lynette	State Program Administrator Intermediate	1.00	2-6-06	
Fisher, Austen	Student Worker	TEMP	5-19-14	8-11-14
Frost, Doreen	Executive Secretary	.50	5-8-96	
Frost, Logan	Student Worker	TEMP	5-15-13	8-7-13
Humenansky, Kevin	Student Worker	TEMP	6-11-12	8-24-12
James, Jodi	IT Specialist II	.25	12-1-10	
Johnson, Hannah	Student Worker	TEMP	5-14-12	8-24-12
Kelley, Jake	Office Specialist - Temporary	1.00	4-23-12	4-23-13
Koele, Margaret	Office and Administrative Specialist Intermediate	1.00	9-19-11	5-20-14
Lutz, Cora	Office and Administrative Specialist Intermediate	1.00	1-22-14	
Mason, Lauren	Student Worker	TEMP	6-10-13	8-19-13
Nistl, Laurie	Office and Administrative Specialist Intermediate	1.00	9-16-12	
Reynolds, Joshua	Office and Administrative Specialist Intermediate	1.00	9-16-13	11-5-13
Salmela, Holly	Office and Administrative Specialist Intermediate	1.00	5-8-06	8-9-12
Schram, Joel	Student Worker	TEMP	5-12-14	8-4-14

Budget

The Board generates non-dedicated revenue from application fees, license fees, fines and civil penalties for the state's General Fund. The fees are set by the legislature to cover all direct and indirect costs for the Board. In order to conduct business, the Board receives appropriations from the state's General Fund.

Fiscal Year 2013

Appropriation: \$553,000

Revenue generated: \$719,327

Fiscal Year 2014

Appropriation: \$687,000

Revenue generated*: \$2,209,625

*Revenue is significantly higher than FY13 because licensees and certificate holders are required to renew by June 30 in even numbered years.

Expenditures

Administration: 76% of budget

- Staff salaries
- Office space
- Supplies and Equipment
- Other costs

Credentialing: 12% of budget

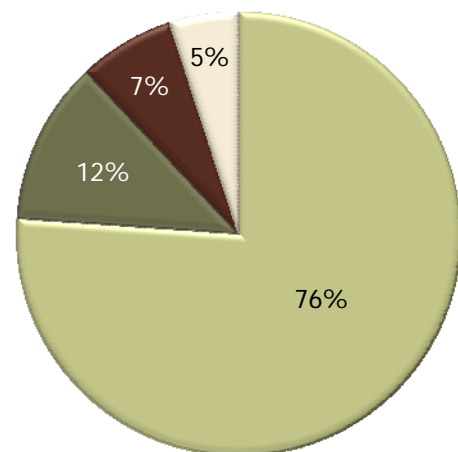
- National Council membership and participation
- Board member per diems
- Examinations

Enforcement: 7% of budget

- Investigator salary
- Enforcement of regulated professions
- Statute and rule modifications

Outreach/Education: 5% of budget

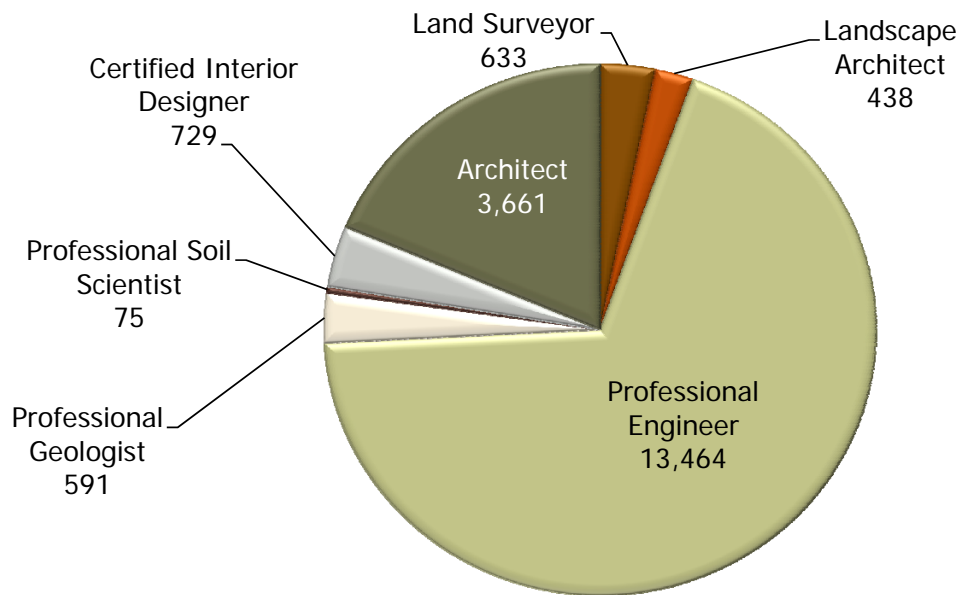
- Education of public and licensees on requirements of competent practice
- Education of students on licensure process
- Communications (newsletters, postcards, website)



Licensure and Certification

During the biennium, the Board issued a total of 1,901 new licenses and certificates following credential evaluation and reinstated an additional 609 that had expired. The Board renewed 16,772 licenses and certificates for the period of July 1, 2014 through June 30, 2016.

**Number of Licensees and Certificate Holders
on June 30, 2014**



Total: 19,951

Rule Writing



The Board adopted one rule package during the biennium. The rules were effective on July 22, 2013.

Adopted Permanent Rules

This package included rule language that can be divided into four parts:

- 1) Engineering
- 2) Land Surveying
- 3) Geoscience
- 4) Housekeeping

Engineering

The engineering rules were updated to clarify the definition of an “accredited” degree and to enumerate the ways an individual could meet the education requirement for examination and licensure. Additionally, the experience requirement was updated to clarify the number of years of experience required of an applicant based on their education. Application procedures were updated to accommodate the conversion of the Fundamentals of Engineering examination to a computer-based exam.

Land Surveying

The Fundamentals of Surveying examination changed from a paper-and-pencil format to a computer-based format. The application procedures were updated to reflect this change.

Geoscience

The geoscience rules were adopted in 1997 after the regulation of geology and soil science was added to the Board’s jurisdiction. This package updated the rules to require qualifying experience be under the supervision of a licensed professional. Additionally, the education and experience requirements were codified to improve understanding and to delineate the requirements for licensure.

Housekeeping

The housekeeping modifications removed obsolete, unnecessary and duplicative rules as noted in the Board’s *Obsolete Rules Report* to the Governor. Housekeeping modifications also clarified confusing rule language.

Examinations

The Board evaluates the education and experience requirements of applicants for admission to examinations required for licensure. The examinations for the majority of the professions are administered by the various National Councils to candidates approved by the Board. The Board proctors the geology and soil science examinations in-house. Additionally, applicants for the landscape architect examination and the certified interior design examination apply directly to the respective National Council. Following successful completion of the examination, candidates apply to the Board for licensure or certification.

Examination	Type of Exam	Dates Administered	Location
Architect Registration Exam (ARE)	Computer-Based	Various	Various testing centers
Fundamentals of Engineering	Paper and Pencil	October 2012	Minneapolis
		April 2013	Minneapolis, Mankato, Duluth
		October 2013	Minneapolis
Fundamentals of Engineering	Computer-Based	Jan/Feb 2014	Various testing centers
		April/May 2014	
Principles and Practice of Engineering	Paper and Pencil	October 2012	Minneapolis
		April 2013	
		October 2013	
		April 2014	
Fundamentals of Surveying	Paper and Pencil	October 2012	Minneapolis
		April 2013	
		October 2013	
Fundamentals of Surveying	Computer-Based	Jan/Feb 2014	Various testing centers
		April/May 2014	

Examinations

Examination	Type of Exam	Dates Administered	Location
Principles and Practice of Surveying	Paper and Pencil	October 2012	Minneapolis
		April 2013	
		October 2013	
		April 2014	
Minnesota Land Surveyor Exam	Paper and Pencil	October 2012	Minneapolis
		April 2013	
		October 2013	
		April 2014	
Fundamentals of Geology	Paper and Pencil	October 2012	St. Paul
		March 2013	
		October 2013	
		March 2014	
Practice of Geology	Paper and Pencil	October 2012	St. Paul
		March 2013	
		October 2013	
		March 2014	
Fundamentals of Soil Science	Paper and Pencil	November 2012	St. Paul
		April 2013	
		November 2013	
		April 2014	
Practice of Soil Science	This exam was not administered in Minnesota during the biennium. The Board received no applications for the exam.		

Fundamentals of Engineering

This examination transitioned from a paper-and-pencil examination administered two times per year to a computer-based examination offered at Prometric test centers during four testing windows (January/February, April/May, July/August and October/November) in January 2014. The last paper-and-pencil exam was administered in October 2013. Applicants no longer have a deadline for which to apply for the examination since they can take it during any testing window. Following passage of the examination and submission of the final transcript, applicants are issued an Engineer In-Training (EIT) number. This credential does not expire and there is no fee to the candidate.

Requirements for Admission: Completion of engineering degree accredited by the ABET Engineering Accreditation Commission or equivalent.

Paper-and-Pencil Examination Statistics

(Administered in October 2012, April 2013, and October 2013)

Applications received:	952
Applications approved:	910
Applications not approved:	42
No shows for examination:	154
Applicants with passing score:	602 (552 Minnesota residents)
Applicants with failing score:	154 (152 Minnesota residents)

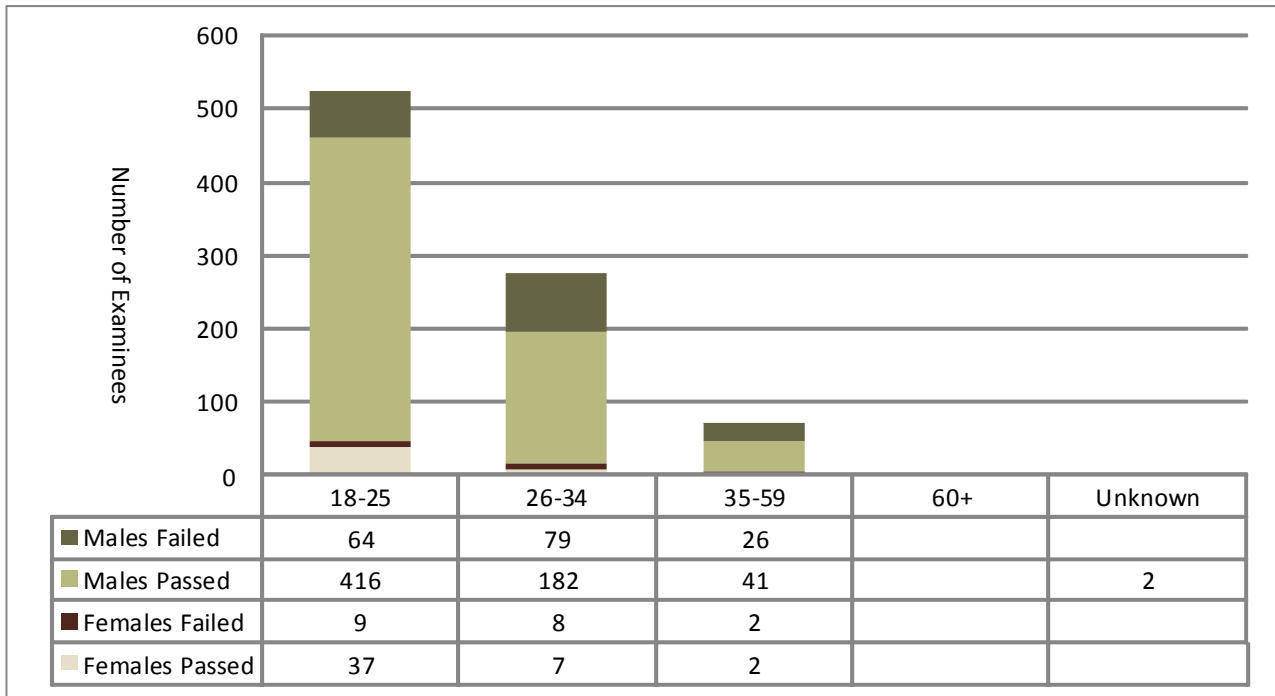
Computer-Based Examination Statistics

(Administered at testing centers in January/February 2014 and April/May 2014)

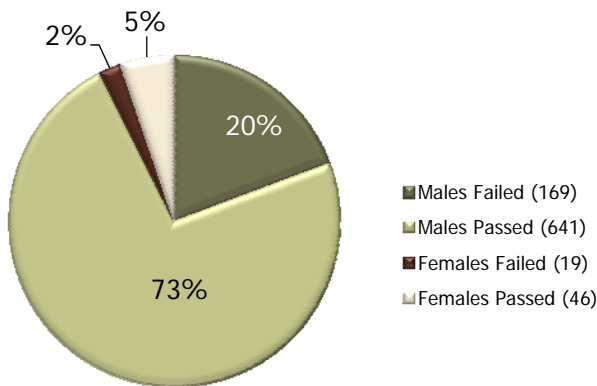
Applications received:	359
Applications approved:	354
Applications not approved:	5
Examinations not yet taken:	161
Applicants with passing score:	155 (135 Minnesota residents)
Applicants with failing score:	38 (36 Minnesota residents)

Fundamentals of Engineering

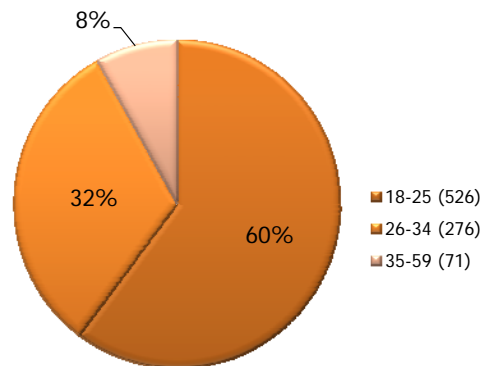
Minnesota Residents FY13 and FY14 Examination Totals*



Percentage by Gender



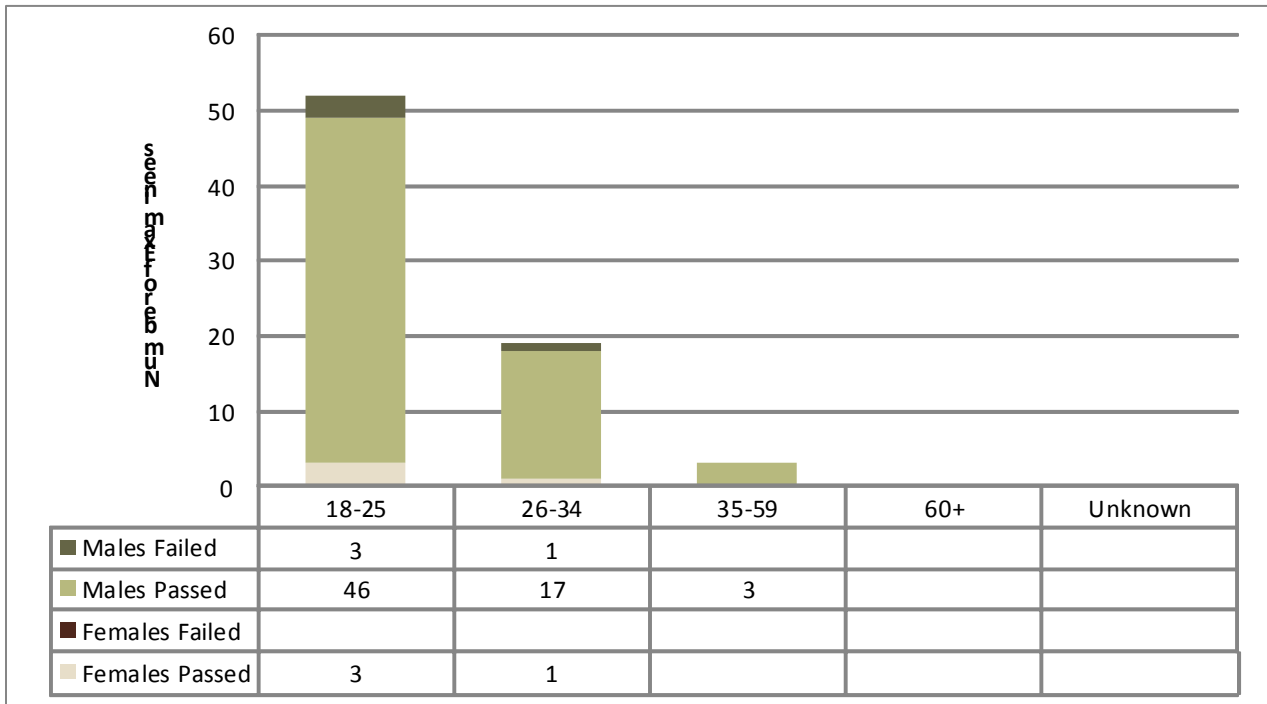
Percentage by Age



*See Appendix A for examination statistics for each exam administration.

Fundamentals of Engineering

Non-Minnesota Residents FY13 and FY14 Examination Totals*



Examination Candidates' States of Residency

Canada	4	North Dakota	6
Colorado	2	Nebraska	1
Florida	1	New Hampshire	2
Illinois	3	Ohio	1
Indiana	2	Pennsylvania	2
Iowa	7	South Dakota	2
Michigan	3	Tennessee	1
Missouri	1	Texas	2
North Carolina	2	Wisconsin	32

*See Appendix A for examination statistics for each exam administration.

Fundamentals of Surveying

This examination also transitioned from a paper-and-pencil examination administered two times per year to a computer-based examination offered at Prometric test centers during four testing windows (January/February, April/May, July/August and October/November) in January 2014. Following passage of the examination and submission of the final transcript, applicants are issued Land Surveyor In-Training (LSIT) number. This credential does not expire and there is no fee to the candidate.

Requirements for Admission: Completion of a bachelor's degree and a minimum of 22 semester credits in land surveying.

Paper-and-Pencil Examination Statistics (October 2012, April 2013, and October 2013)

Applications received: 19 *
Applications approved: 12
Applications not approved: 7

Computer-Based Exam Statistics (January/February and April/May 2014)

Applications received: 17 *
Applications approved: 17
Examinations not yet taken: 7

*All applicants were Minnesota residents.

Minnesota Residents—FY13 and FY14 Examination Totals**						
Age Categories	18-25	26-34	35-59	60 +	Unknown	Total and % of Total
MN Females—Failed						
MN Males—Failed	1	3	1			5 (23%)
MN Females—Passed						
MN Males—Passed	7	10				17 (77%)
MN Totals by Age	8	13	1			22
% MN Totals by Age	36%	59%	5%			

**Statistics for each individual exam administration are not included in this report because the applicant pool for each examination is so small it is conceivable that the general public could deduce which applicants passed the examination and which failed, thus potentially violating the Minnesota Government Data Practice Act.

Fundamentals of Geology

This examination is a paper-and-pencil examination given twice per year, once in March and once in October. The examinations are held at the Board office and are administered by Board staff trained to proctor the examinations. Following passage of the examination and submission of the final transcript, applicants are issued a Geologist In-Training (GIT) number. This credential does not expire and there is no fee to the candidate.

Requirements for Admission: Completion of a bachelor's degree and a minimum of 30 semester credits in geology.

Exam Administrations: October 2012, March 2013, October 2013, March 2014

Applications received: 70
 Applications approved: 66 (60 Minnesota Residents)
 Applications not approved: 2
 Applications withdrawn: 2
 No shows for examination: 6 (4 Minnesota Residents)
 Applicants with a passing score: 31 (29 Minnesota Residents)
 Applicants with a failing score: 29 (27 Minnesota Residents)

MN and Non-MN Resident FY13 and FY14 Examination Totals*						
Age Categories	18-25	26-34	35-59	60 +	Unknown	Total and % of Total
Females—Failed	2	5				7 (12%)
Males—Failed	5	15	2			22 (37%)
Females—Passed		3	1			4 (6%)
Males—Passed	5	17	5			27 (45%)
Totals by Age	12	40	8			60
% Totals by Age	20%	67%	13%			

Examination Candidates' States of Residency

California 1 Minnesota 56 North Dakota 3

**Statistics for each individual exam administration are not included in this report because the applicant pool for each examination is so small it is conceivable that the general public could deduce which applicants passed the examination and which failed, thus potentially violating the Minnesota Government Data Practice Act.

Fundamentals of Soil Science

This examination is a paper-and-pencil examination offered twice per year, once in March and once in November. The examinations are held at the Board office and are administered by Board staff trained to proctor the examinations. Following passage of the examination and submission of the final, official transcript, applicants are issued a Soil Scientist In-Training (SSIT) number. This credential does not expire and there is no fee to the candidate.

Requirements for Admission: Completion of a bachelor's degree and a minimum of 16 semester credits in soil science and 14 semester credits in closely related geoscience courses.

Exam Administrations: November 2012, March 2013, November 2013, March 2014

Applications received:	9
Applications approved:	9
Applicants with a passing score:	7
Applicants with a failing score:	2

Note: All applicants were male and Minnesota residents. Statistics for each administration broken down by gender, age and exam result are not included in this report because the applicant pool for each examination is so small it is conceivable that the general public could deduce which applicants passed the examination and which failed, thus potentially violating the Minnesota Government Data Practice Act.

Professional Soil Science

This examination is a paper-and-pencil examination offered twice per year, once in March and once in November. The examinations are held at the Board office and are administered by Board staff trained to proctor the examinations. Following passage of the examination and payment of the licensure fee, a Professional Soil Scientist license is issued. Licenses expire on June 30 of even-numbered years.

The Board received no applications for the Professional Soil Science examination in FY13 and FY14.

Architecture Exam

This examination is a computer-based examination offered at Prometric test centers twelve months out of the year. The Board must pre-approve applicants to sit for the seven-part examination. Each examination score is transferred to the Board for release to the candidate.

Requirements for Admission to Exam:

- Graduation from a National Architectural Accrediting Board (NAAB) accredited curriculum; and
- Enrollment in the National Council of Architect Registration Boards (NCARB) Intern Development Program (IDP).

Applications received:	277 (257 Minnesota residents)
Applications approved:	257 (242 Minnesota residents)
Applications not approved:	0
Applications pending:	20 (15 Minnesota residents)

Architect Examination Applications (Received FY13 and FY14)						
Age Categories	18-25	26-34	35-59	60 +	Unknown	Total and % of Total
MN Females	2	64	18	1	1	86 (31%)
MN Males	5	116	49		1	171 (62%)
Non-MN Females		7	2			9 (3%)
Non-MN Males		7	4			11 (4%)
Totals by Age	7	194	73	1	2	277
% Totals by Age	3%	70%	26%	<1%	<1%	

Examination Candidates' States of Residency

California	1	Iowa	2	Texas	1
Connecticut	1	Minnesota	257	Virginia	2
Florida	1	New York	1	Wisconsin	3
Georgia	1	North Dakota	3	Other Country	2
Illinois	1	South Dakota	1		

Architect Licensure by Exam

Requirements for Licensure:

- NAAB-accredited degree;
- Completion of NCARB-IDP; and
- Passage of all seven parts of the Architect Registration Exam (ARE).

Upon completion of the requirements for licensure and payment of the license fee, a license is issued.

Number of New Architect Licenses Issued During FY13 and FY14

Examination started prior to FY13: 81

Examination started during FY13 or FY14: 21

Exam Applicants - Licenses Issued During FY13 and FY14						
Age Categories	18-25	26-34	35-59	60 +	Unknown	Total and % of Total
MN Females		17	11			28 (27%)
MN Males		23	44			67 (66%)
Non-MN Females			1			1 (1%)
Non-MN Males		4	2			6 (6%)
MN Totals by Age		44	58			102
% MN Totals by Age		43%	57%			

New Licensees' States of Residency

California	3	Minnesota	95
Illinois	1	North Dakota	1
Iowa	1	Wisconsin	1

Architect Applications by Comity

Requirements for Licensure: Applicants for licensure by “comity” must meet the education, examination and experience requirements that were in place in Minnesota at the time of their original licensure in their base state. (For example, if the applicant was first licensed in Iowa in 1982 and now wants to become licensed in Minnesota, he/she must meet the requirements that were in place in Minnesota in 1982.)

Architect Applications by Comity

Applications Received: 246 (34 Minnesota residents)
 Applications Approved: 239 (32 Minnesota residents)
 Applications Not Approved: 7 (2 Minnesota residents)

Comity Applications FY13 and FY14 Totals*						
Age Categories	18-25	26-34	35-59	60 +	Unknown	Total and % of Total
MN Females—Licensed		3	11			14 (6%)
MN Males—Licensed		5	12	1		18 (7%)
Non-MN Females—Licensed		1	13	1	1	16 (7%)
Non-MN Males—Licensed		4	146	36	5	191 (78%)
MN Females—Not Licensed						
MN Males— Not Licensed			2			2 (<1%)
Non-MN Females— Not Licensed						
Non-MN Males— Not Licensed			5			5 (2%)
MN Totals by Age		13	189	38	6	246
% MN Totals by Age		5%	77%	15%	2%	

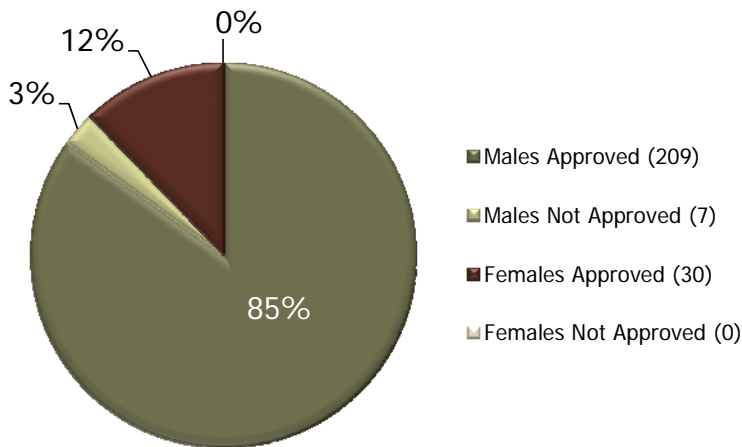
*See Appendix B for breakdowns by biennium and state of residency.

Architect Applications by Comity

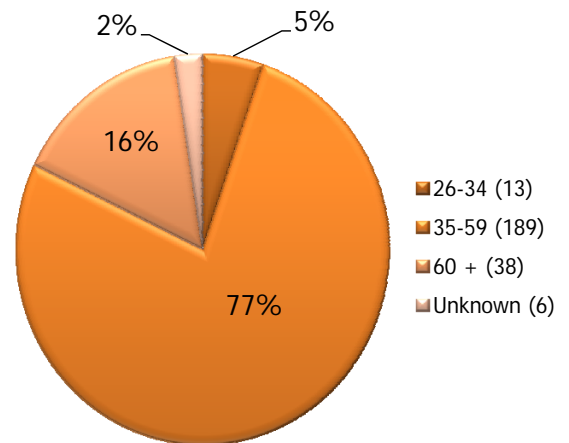
Comity Applicants' States of Residency:

Alabama	1	Kentucky	2	North Dakota	5
Arizona	7	Louisiana	1	Ohio	17
Arkansas	6	Maine	1	Oklahoma	4
California	12	Maryland	1	Oregon	5
Colorado	7	Massachusetts	10	Pennsylvania	7
Connecticut	1	Michigan	6	South Dakota	5
Dist. of Columbia	3	Minnesota	34	Tennessee	3
Florida	4	Missouri	7	Texas	8
Georgia	6	Montana	2	Utah	4
Idaho	1	Nebraska	3	Washington	3
Illinois	20	Nevada	3	Wisconsin	15
Indiana	6	New Jersey	6	Canada	3
Iowa	5	New York	7		
Kansas	2	North Carolina	3		

Percentage by Gender



Percentage by Age



Professional Engineering Exam

This examination is a paper-and-pencil examination given twice per year, once in April and once in October. The Board must pre-approve applicants to sit for the examination which is proctored by the National Council of Examiners for Engineering and Surveying (NCEES). Examination scores are transferred to the Board for retention and release to candidates. Following passage of the examination and payment of the licensure fee, a license is issued.

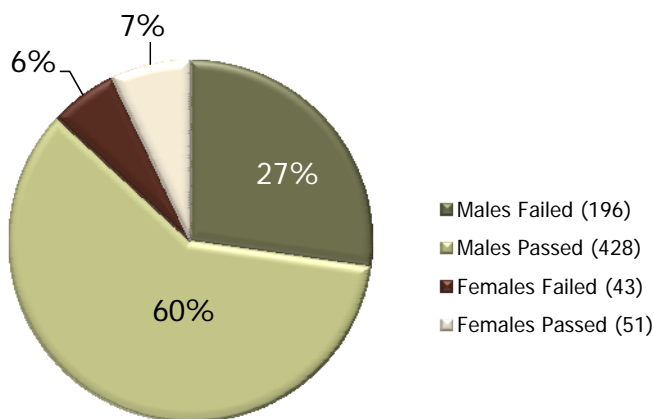
Requirements for Admission to Exam:

- Graduation from an EAC-ABET-accredited degree program (or equivalent);
- Passage of the Fundamentals of Engineering examination; and
- Completion of 3-6 years of progressive engineering experience (based on education level).

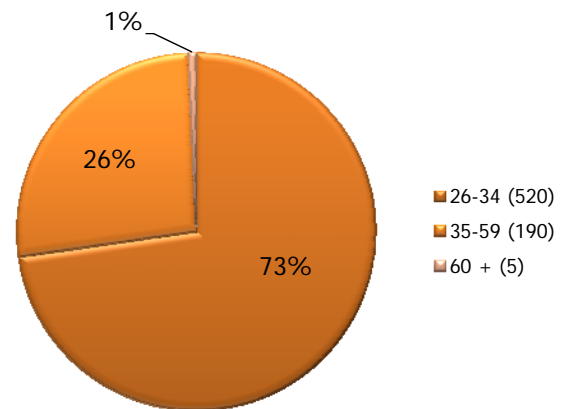
Exam Administrations: October 2012, April 2013, October 2013, April 2014

Applications received:	889	(771 Minnesota residents)
Applications approved:	810	(704 Minnesota residents)
Applications not approved:	79	(67 Minnesota residents)
No show for examination:	92	(72 Minnesota residents)
Applicants with a passing score:	479	(430 Minnesota residents)
Applicants with a failing score:	239	(202 Minnesota residents)

Percentage by Gender



Percentage by Age



*See Appendix A for examination statistics for each exam administration.

Professional Engineering Exam

Minnesota Residents Examination Totals (FY13 and FY14)

Age Categories	18-25	26-34	35-59	60 +	Unknown	Total and % of Total
MN Females - Passed		37	10			47 (7%)
MN Females - Failed		25	11			36 (6%)
MN Males - Passed		307	73	1	2	383 (61%)
MN Males - Failed		94	68	3	1	166 (26%)
Totals by Age	---	463	162	4	3	632
% Totals by Age	---	73%	26%	<1%	<1%	

Non-Minnesota Residents Examination Totals (FY13 and FY14)

Age Categories	18-25	26-34	35-59	60 +	Unknown	Total and % of Total
Non-MN Females - Passed		2	2			4 (5%)
Non-MN Females - Failed		4	3			7 (8%)
Non-MN Males - Passed		37	8			45 (52%)
Non-MN Males - Failed		14	15	1		30 (35%)
Totals by Age	---	57	28	1	---	86
% Totals by Age	---	66%	33%	1%	---	

Examination Candidates' States of Residency

California	5	Mississippi	1
Colorado	2	New York	2
Florida	7	North Carolina	1
Idaho	1	North Dakota	9
Illinois	3	Pennsylvania	1
Indiana	1	South Dakota	2
Iowa	3	Texas	3
Michigan	1	Wisconsin	41
Missouri	1	Canada	2

Professional Engineer Applications by Comity

Requirements for Licensure: Applicants for licensure by “comity” must meet the education, examination and experience requirements that were in place in Minnesota at the time of their original licensure in their base state.

Professional Engineer Applications by Comity

Applications Received: 883 (94 Minnesota residents)
 Applications Approved: 694 (69 Minnesota residents)
 Applications Not Approved: 189 (25 Minnesota residents)

Comity Applications FY13 and FY14 Totals*						
Age Categories	18-25	26-34	35-59	60 +	Unknown	Total and % of Total
MN Females—Licensed		3	1			4 (<1%)
MN Males—Licensed		29	34	1	1	65 (7%)
Non-MN Females—Licensed		4	13			17 (2%)
Non-MN Males—Licensed		121	430	46	11	608 (69%)
MN Females—Not Licensed			1			1 (<1%)
MN Males— Not Licensed		9	15			24 (3%)
Non-MN Females— Not Licensed			4			4 (<1%)
Non-MN Males— Not Licensed		22	112	23	3	160 (18%)
MN Totals by Age		188	610	70	15	883
% MN Totals by Age		21%	69%	8%	2%	

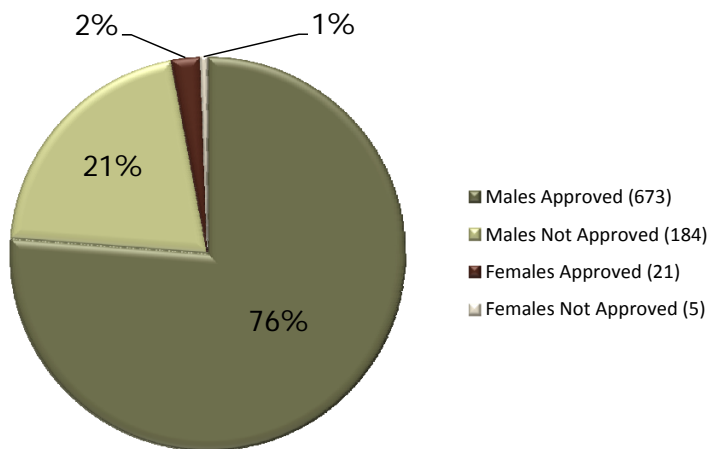
*See Appendix B for breakdowns by biennium and state of residency.

Professional Engineer Applications by Comity

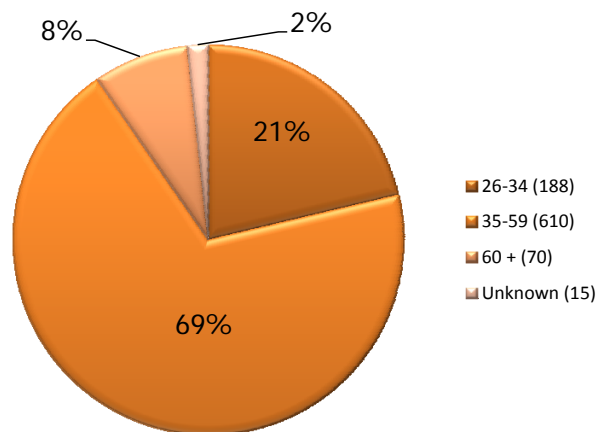
Comity Applicants' States of Residency:

Alabama	3	Louisiana	4	Ohio	34
Arizona	10	Maine	1	Oklahoma	9
Arkansas	11	Maryland	10	Oregon	6
California	24	Massachusetts	11	Pennsylvania	29
Colorado	40	Michigan	25	South Carolina	10
Connecticut	5	Minnesota	94	South Dakota	13
Florida	23	Mississippi	2	Tennessee	13
Georgia	19	Missouri	43	Texas	77
Hawaii	1	Montana	13	Utah	11
Idaho	5	Nebraska	11	Virginia	12
Illinois	74	Nevada	4	Washington	18
Indiana	15	New Jersey	16	Wisconsin	48
Iowa	25	New York	18	West Virginia	4
Kansas	26	North Carolina	28	Canada	5
Kentucky	4	North Dakota	28	Other Country	1

Percentage by Gender



Percentage by Age



Professional Engineer Applications by EEE

Requirements for Licensure: Applicants for licensure by “EEE” must meet the education, examination and experience requirements that are currently in place in Minnesota, however rather than having to identify the required experience as obtained prior to the Professional Engineer examination, the applicant may identify and verify all experience obtained during their entire career. This is beneficial for applicants who have been in practice for many years and can no longer obtain verification of experience obtained prior to the PE exam.

Professional Engineer Applications by Education, Examination and Experience (EEE)

Applications Received: 270 (38 Minnesota residents)
 Applications Approved: 264 (37 Minnesota residents)
 Applications Not Approved: 6 (1 Minnesota resident)

EEE Applications FY13 and FY14 Totals*						
Age Categories	18-25	26-34	35-59	60 +	Unknown	Total and % of Total
MN Females—Licensed		1	3			4 (1%)
MN Males—Licensed		13	17	3		33 (12%)
Non-MN Females—Licensed			5			5 (2%)
Non-MN Males—Licensed		33	148	35		222 (82%)
MN Females—Not Licensed						
MN Males— Not Licensed			1			1 (<1%)
Non-MN Females— Not Licensed						
Non-MN Males— Not Licensed		1	3	1		5 (2%)
MN Totals by Age		48	177	39	6	270
% MN Totals by Age		18%	66%	14%	2%	

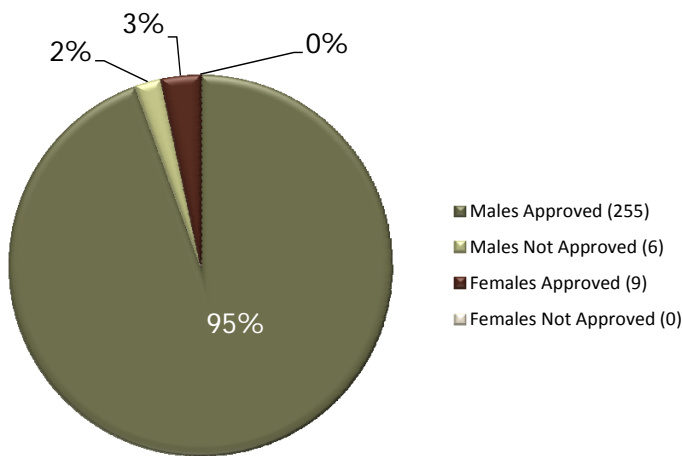
*See Appendix B for breakdowns by biennium and state of residency.

Professional Engineer Applications by EEE

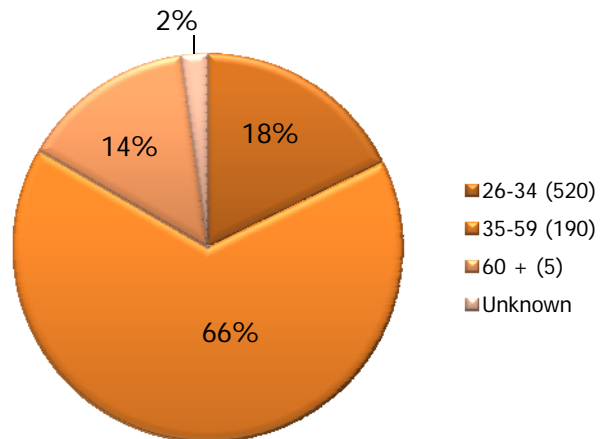
EEE Applicants' States of Residency:

Alabama	1	Maine	1	North Dakota	6
Arizona	3	Maryland	3	Ohio	8
Arkansas	2	Massachusetts	1	Oklahoma	2
California	20	Michigan	4	Oregon	3
Colorado	16	Minnesota	38	Pennsylvania	3
Connecticut	2	Missouri	6	South Carolina	5
Florida	6	Montana	5	South Dakota	6
Georgia	5	Nebraska	4	Tennessee	3
Idaho	4	Nevada	2	Texas	18
Illinois	18	New Hampshire	2	Utah	4
Indiana	5	New Jersey	4	Virginia	3
Iowa	8	New York	4	Washington	8
Kansas	10	North Carolina	7	Wisconsin	20

Percentage by Gender



Percentage by Age



Land Surveying Exams

The examinations for land surveying licensure are paper-and-pencil examinations given twice per year, once in April and once in October. Applicants must pass both the Principles and Practice of Surveying (“PS”) and the Minnesota Land Surveying Exam (“MNLS”) to qualify for licensure. The Board pre-approves applicants to sit for the examinations which are proctored by the National Council of Examiners for Engineering and Surveying (NCEES). Examination scores are transferred to the Board for release to candidates. Following passage of both the examinations and payment of the licensure fee, a license is issued.

Requirements for Admission to Examinations:

- Bachelor’s degree and a minimum of 22 semester credits in land surveying;
- Passage of the Fundamentals of Surveying examination; and
- Completion of a minimum of 6,000 - 9,920 hours of qualifying land surveying experience in specific categories (based on education).

Exam Administrations: October 2012, April 2013, October 2013, April 2014

Principles and Practice of Surveying

Applications received:	35
Applications approved:	26
Applications not approved:	9
No show for examination:	1
Applicants with a passing score:	23
Applicants with a failing score:	2

Minnesota Land Surveying Exam

Applications received:	52
Applications approved:	48
Applications not approved:	4
No show for examination:	4
Applicants with a passing score:	31
Applicants with a failing score:	13

Land Surveyor Licenses Issued During FY13 and FY14

Following completion of BOTH the PS and MNLS exams - does not include comity applicants
Not broken down by gender because there was only one female.

Age Categories	18-25	26-34	35-59	60 +	Unknown	Total and % of Total
MN Residents		13	9			22 (92%)
Non-MN Residents		0	2			2 (8%)
Totals by Age	---	13	11	---	---	24
% Totals by Age	---	54%	46%	---	---	

Land Surveying Exams

Principles and Practice of Surveying (PS) Exam (FY13 and FY14)*

Note: Not broken down by gender because there was only 1 female applicant.

Age Categories	18-25	26-34	35-59	60 +	Unknown	Total and % of Total
Passing Score		13	10			23 (92%)
Failing Score		1	1			2 (8%)
Totals by Age	---	14	11	---	---	25
% Totals by Age	---	56%	44%	---	---	

PS Examination Candidates' States of Residency

Minnesota 24 Wisconsin 1

Minnesota Land Surveying (MNLS) Exam (FY13 and FY14)*

Note: Not broken down by gender because there was only 1 female applicant.

Age Categories	18-25	26-34	35-59	60 +	Unknown	Total and % of Total
Passing Score		17	14			31 (70%)
Failing Score		6	7			13 (30%)
Totals by Age	---	23	21	---	---	44
% Totals by Age	---	52%	48%	---	---	

MNLS Examination Candidates' States of Residency

Colorado	1	Montana	1
Illinois	1	North Dakota	2
Iowa	2	South Dakota	1
Michigan	1	Washington	1
Minnesota	30	Wisconsin	4

**Statistics for each individual exam administration are not included in this report because the applicant pool for each examination is so small it is conceivable that the general public could deduce which applicants passed the examination and which failed, thus potentially violating the Minnesota Government Data Practice Act.

Land Surveying Licensure by Comity

Land Surveyor Applications by Comity

Requirements for Licensure: Applicants for licensure by “comity” must meet the education, examination and experience requirements that were in place in Minnesota at the time of their original licensure in their base state. Applicants must also pass the Minnesota Land Surveying Examination (MNLS).

Applications received:	28	(2 Minnesota residents)
Applications approved:	24	(2 Minnesota residents)
Applications not approved:	4	(0 Minnesota residents)
Applications pending exam:	3	
Licenses issued during the biennium after passing MNLS:	15*	

*Note: MNLS examination statistics for comity applicants are included in the MNLS examination data on page 31. See Appendix B for breakdowns by biennium and state of residency.

Land Surveyor Licenses Issued by Comity During FY13 and FY14						
Following completion of the MNLS exam (comity applicants)						
Age Categories	18-25	26-34	35-59	60 +	Unknown	Total and % of Total
MN Females		0	0			0 (0%)
MN Males		0	2			2 (15%)
Non-MN Females		1	2			3 (21%)
Non-MN Males		4	5			9 (64%)
Totals by Age	---	5	9	---	---	14
% Totals by Age	---	36%	64%	---	---	

Comity Applicants' States of Residency:

Illinois	3	Montana	1	Wisconsin	1
Iowa	1	North Dakota	3	Wyoming	1
Michigan	2	Texas	3		
Minnesota	2	Washington	1		

Landscape Architect Licensure

Individuals apply directly to the Council of Landscape Architectural Registration Boards (CLARB) for admission to the Landscape Architect Registration Exam (LARE). Following successful completion of all four sections of the exam, individuals apply to the Minnesota Board for licensure.

Requirements for Initial Licensure:

- Graduation from an LAAB-accredited curriculum in landscape architecture;
- Passage of the Landscape Architect Registration Exam; and
- Completion of three to four years of qualifying experience in landscape architecture (based on education).

Applicants for licensure by comity must meet the requirements in Minnesota that were in place at the time of their original licensure in their base state.

Applications for Initial Licensure

Applications received:	16
Applications approved:	15
Applications not approved:	1

Applicants for Comity Licensure

Applications received:	21
Applications approved:	21
Applications not approved:	0

Landscape Architect Licenses Issued FY13 and FY14*						
Age Categories	18-25	26-34	35-59	60 +	Unknown	Total and % of Total
MN Females - Initial		3	3			6 (40%)
MN Males - Initial		3	6			9 (60%)
Totals by Age		6	9			15
% Totals by Age		40%	60%			
MN Females - Comity						
MN Males - Comity			2	1		3 (14%)
Non-MN Females - Comity			2			2 (10%)
Non-MN Males - Comity		4	10	1	1	16 (76%)
Totals by Age		4	14	2	1	21
% Totals by Age		19%	67%	10%	4%	

*See Appendix B for breakdowns by biennium and states of residency.

Professional Geology Exam

This examination is a paper-and-pencil examination given twice per year, once in March and once in October. The examinations are held at the Board office and are administered by Board staff trained to proctor the examinations. Following passage of the examination and payment of the licensure fee, a license is issued.

Requirements for Admission to Exam:

- Completion of a bachelor's degree and a minimum of 30 semester credits in geology;
- Passage of the Fundamentals of Geology examination; and
- Completion of 4-6 years of progressive geology experience (based on education level).

Exam Administrations: October 2012, March 2013, October 2013, March 2014

Applications received: 24 (22 Minnesota Residents)
 Applications approved: 24
 Applications not approved: 0
 Applicants with a passing score: 22 (20 Minnesota Residents)
 Applicants with a failing score: 2

Examination Totals (FY13 and FY14)*						
Age Categories	18-25	26-34	35-59	60 +	Unknown	Total and % of Total
MN Females - Passed		2	5			7 (29%)
MN Females - Failed		1				1 (4%)
MN Males - Passed		10	3			13 (54%)
MN Males - Failed		1				1 (4%)
Non-MN Males—Failed		2				2 (8%)
Totals by Age		16	8			24
% Totals by Age		67%	33%			

**Statistics for each individual exam administration are not included in this report because the applicant pool for each examination is so small it is conceivable that the general public could deduce which applicants passed the examination and which failed, thus potentially violating the Minnesota Government Data Practice Act.

Professional Geologist Licensure by Comity

Professional Geologist Applications by Comity

Requirements for Licensure: Applicants for licensure by “comity” must meet the education, examination and experience requirements that were in place in Minnesota at the time of their original licensure in their base state.

Applications received: 5*
 Applications approved: 2
 Applications not approved: 3

*All applicants were male and non-Minnesota residents.

Comity Applications FY13 and FY14 Totals**						
Age Categories	18-25	26-34	35-59	60 +	Unknown	Total and % of Total
Non-MN Males—Licensed		1	1			2 (40%)
Non-MN Males— Not Licensed			1	2		3 (60%)
MN Totals by Age	---	1	2	2	---	5
% MN Totals by Age	---	20%	40%	40%	---	

Comity Applicants' States of Residency:

Illinois 1
 Michigan 1
 Texas 2
 Wisconsin 1

*See Appendix B for breakdowns by biennium and state of residency.

Certified Interior Design Certification

Individuals apply directly to the national Council for Interior Design Qualification for admission to the NCIDQ Examination. Following successful completion of the exam, individuals apply to the Minnesota Board for certification.

Requirements for Initial Certification:

- Graduation from CIDA-accredited bachelor's or master's program including 60 semester credits in interior design;
- Passage of the NCIDQ exam; and
- Completion of two to four years of qualifying experience in interior design (based on education level).

Applications for Certification

Applications received:	29
Applications approved:	29
Applications not approved:	0

The Board received no applications for certification as a Certified Interior Designer by comity.

Certified Interior Design Certificates Issued FY13 and FY14						
Age Categories	18-25	26-34	35-59	60 +	Unknown	Total and % of Total
MN Females - Certified		10	5		3	18 (62%)
MN Males - Certified			6			6 (21%)
Non-MN Females - Certified		1	2			3 (10%)
Non-MN Males - Certified			2			2 (7%)
Totals by Age	---	11	15	---	3	29
% Totals by Age	---	38%	52%	---	10%	

Certificate Applicants' States of Residency:

Arizona	1	Minnesota	24	Wisconsin	2
Illinois	1	North Dakota	1		

Enforcement

The Board enforces its statutes and rules through its investigative process. Upon receipt of a complaint, the Board begins its investigation. If the Complaint Committee finds that a violation has occurred, it makes a recommendation to the Board for disciplinary action.

Complaints received during biennium: 151
(some had multiple allegations)

Complaints Received	
Allegation	Number Received
Failure to Complete CE Requirements	1
Failure to Cooperate	1
Holding Out	55
Illegal Plan Stamping	1
Incompetent	4
Misconduct	27
Monitor for Compliance	9
Negligent	11
Other	47
Practicing without a License	17
Unlicensed Practice	11

Complaints resolved during biennium: 163
(some received in previous biennium)

Complaints Resolved	
Resolution	Number Resolved
Cease and Desist Order	4
Compliance with Order	9
Corrective Action Taken	2
Educational Outreach	8
No Jurisdiction	6
No Violation	58
Other	21
Rescind Suspension	7
Revocation	2
Settlement Agreement and Cease and Desist Order	6
Stipulation and Order	28
Suspension	5
Unable to Substantiate	7

Enforcement

The Board issued fifty-one (51) public orders against licensed and unlicensed individuals. The Board has statutory authority to assess a civil penalty of up to \$10,000 per violation. Civil penalties totaled \$113,500 in FY13 and FY14.

Public Orders Issued

License Type	Status Change (Revocation, Suspension, Other)	Type of Action	Civil Penalty	Brief Statement of Reason
Unlicensed	Other	Settlement Agreement and Cease and Desist Order	---	Holding out and unlicensed practice as a Landscape Architect
Unlicensed	Other	Cease and Desist Order and Notice of Right to Hearing	---	Holding out as an Architect
Unlicensed	Other	Settlement Agreement and Cease and Desist Order	\$500	Holding out as an Architect
Unlicensed	Other	Settlement Agreement and Cease and Desist Order	\$1,000	Unlicensed practice as an Architect
Unlicensed	Other	Settlement Agreement and Cease and Desist Order	\$3,000	Unlicensed practice as an Architect
Architect	Other	Settlement Agreement and Cease and Desist Order	\$5,000	Unlicensed practice as a Professional Engineer
Architect	Other	Stipulation and Order	\$2,500	Holding out and practice without a license as an Architect during lapse
Architect	Other	Settlement Agreement and Cease and Desist Order	---	Holding out as an Architect while license was expired
Architect	Other	Stipulation and Order	\$500	Holding out as an Architect during lapse of license
Architect	Other	Stipulation and Order (2 complaints combined)	\$5,000	Holding out and practice without a license as an Architect during lapse Misrepresentation that he did not hold out or practice during lapse

Enforcement

License Type	Status Change (Revocation, Suspension, Other)	Type of Action	Civil Penalty	Brief Statement of Reason
Architect	Other	Stipulation and Order	\$3,000	Holding out and practice without a license as an Architect during lapse
Architect	Other	Stipulation and Order (2 complaints combined)	\$5,500	Holding out and practice without a license as an Architect during lapse Holding out and practice without a license as an Architect during lapse
Architect	Other	Stipulation and Order	1,000	Holding out and practice without a license as an Architect during lapse
Architect	Other	Stipulation and Order	\$3,000	Holding out and practice without a license as an Architect during lapse
Architect	Suspension	Order for Suspension of Architect License	---	Overdue tax liability
Architect	Other	Order to Rescind Suspension of Architect License	---	Clearance Certificate issued by MN Department of Revenue
Architect	Other	Stipulation and Order	\$500	Holding out as an Architect during lapse of license
Professional Engineer	Other	Stipulation and Order	\$1,000	Holding out as a Professional Engineer during lapse of license
Professional Engineer	Other	Order to Rescind Suspension of PE License	---	Clearance Certificate issued by MN Department of Revenue
Professional Engineer	Other	Settlement Agreement and Cease and Desist Order	\$2,500	Holding out and practice without a license as a PE with lapsed license
Professional Engineer	Revocation	Stipulation and Order	\$40,000	Knowingly holding out and practice without a license for 11 years
Professional Engineer	Other	Stipulation and Order	\$3,000	Misconduct as a PE, dishonesty and misrepresentation as a PE
Professional Engineer	Other	Cease and Desist Order and Notice of Right to Hearing	---	Holding out and practice without a license as a PE during lapse

Enforcement

License Type	Status Change (Revocation, Suspension, Other)	Type of Action	Civil Penalty	Brief Statement of Reason
Professional Engineer	Other	Stipulation and Order	\$2,000	Failure to disclose disciplinary actions taken in two other states
Professional Engineer	Other	Stipulation and Order	\$1,000	Holding out and practice without a license as a PE during lapse
Professional Engineer	Other	Cease and Desist Order and Notice of Right to Hearing	---	Holding out and unlicensed practice as a Professional Engineer
Professional Engineer	Suspension	Order for Suspension of PE License	---	Overdue Tax Liability
	Order	Order to Rescind Suspension of PE License	---	Clearance Certificate issued by MN Department of Revenue
Professional Engineer	Order	Stipulation and Order	\$1,000	Holding out as a Professional Engineer during lapse
Professional Engineer	Other	Stipulation and Order	\$500	Holding out as a Professional Engineer during lapse
Professional Engineer	Suspension	Order for Suspension of PE License	---	Did not file MN Tax Returns
Professional Engineer	Other	Stipulation and Order	\$500	Holding out as a Professional Engineer during lapse
Professional Engineer	Other	Stipulation and Order	\$1,500	Holding out and practice without a license as a PE during lapse
Professional Engineer	Other	Stipulation and Order	\$500	Holding out as a Professional Engineer during lapse
Professional Engineer	Other	Stipulation and Order	\$5,000	Holding out and practice without a license as a PE during lapse
Professional Engineer	Suspension	Order for Suspension of PE License	---	Did not file MN Tax Returns
Professional Engineer	Revocation	Stipulation and Order	\$10,000	Misrepresentation, fraud, dishonesty and theft as a PE

Enforcement

License Type	Status Change (Revocation, Suspension, Other)	Type of Action	Civil Penalty	Brief Statement of Reason
Professional Engineer	Other	Stipulation and Order	\$2,500	Holding out and practice without a license as a PE during lapse
Professional Engineer	Other	Stipulation and Order	\$500	Holding out as a Professional Engineer during lapse
Professional Engineer	Suspension	Order for Suspension of PE License	---	Overdue Tax Liability
	Other	Order to Rescind Suspension of PE License	---	Clearance Certificate issued by MN Department of Revenue
Professional Engineer	Other	Stipulation and Order	\$1,000	Holding out as a Professional Engineer during lapse
Professional Engineer	Other	Stipulation and Order	\$1,000	Holding out as a Professional Engineer during lapse
Professional Engineer	Other	Stipulation and Order	\$4,000	Holding out and practice without a license as a PE during lapse
Professional Engineer	Other	Stipulation and Order	\$500	Holding out as practice without a license as a PE during lapse
Professional Engineer	Other	Stipulation and Order	\$4,000	Holding out and practice without a license as a PE during lapse
Land Surveyor	Suspension	Order for Suspension of Land Surveyor License	---	Overdue Tax Liability
	Other	Order to Rescind Suspension of LS License	---	Clearance Certificate issued by MN Department of Revenue
Landscape Architect	Other	Stipulation and Order	\$1,000	Holding out and practice without a license as a landscape architect during lapse

Additional Board Activities

Verifications of Examination and Licensure

The Board staff receives and processes approximately 1,300 verification requests from examinees, licensees and certificate holders each year. These individuals are applying for licensure in another state or are establishing a national council record and must have verification of their examination or licensure data from each state. The verifications include examination scores, licensure history and disciplinary history.

Outreach

Board members and staff provide educational outreach to groups including: citizens, legislators, building officials, fire marshals, other state agencies, professional organizations, schools and national councils. Topics typically include the value of licensure and the process to become licensed, ethics, enforcement and continuing education. During FY13 and FY14, Board members and staff gave 28 presentations to interested parties.

The Board also publishes a newsletter at least twice per year. The newsletter includes all enforcement actions, rulemaking activities, renewal information and other issues pertinent to the professions. The Board's website is a valuable resource for finding information about the Board and its activities. Individuals may download applications for examination, licensure and certification, view disciplinary actions, file complaints, renew licenses and certificates and find licensees and certificate holders.

Appendix A

Fundamentals of Engineering Examination - October 2012 Administration

Age Categories	18-25	26-34	35-59	60 +	Unknown	Total and % of Total
MN Females - Passed	8	3				11 (6%)
MN Males - Passed	51	44	9		2	106 (60%)
Non-MN Females - Passed						
Non-MN Males - Passed	6	5	2			13 (7%)
MN Females - Failed	1	3	2			6 (3%)
MN Males - Failed	10	20	9			39 (22%)
Non-MN Females - Failed						
Non-MN Males - Failed	1					1 (1%)
Totals by Age	77	75	22		2	176
% of Total by Age	44%	43%	12%		1%	

Fundamentals of Engineering Examination - April 2013 Administration

Age Categories	18-25	26-34	35-59	60 +	Unknown	Total and % of Total
MN Females - Passed	25	2	2			29 (7%)
MN Males - Passed	181	91	13			285 (72%)
Non-MN Females - Passed	2					2 (<1%)
Non-MN Males - Passed	9	6	1			16 (4%)
MN Females - Failed	7	2				9 (2%)
MN Males - Failed	26	19	7			52 (13%)
Non-MN Females - Failed						
Non-MN Males - Failed		1				1 (<1%)
Totals by Age	250	121	23			394
% of Total by Age	63%	31%	6%			

Fundamentals of Engineering Examination - October 2013 Administration						
Age Categories	18-25	26-34	35-59	60 +	Unknown	Total and % of Total
MN Females - Passed	4	2				6 (3%)
MN Males - Passed	74	26	15			115 (62%)
Non-MN Females - Passed	1	1				2 (1%)
Non-MN Males - Passed	14	3				17 (9%)
MN Females - Failed	1	3				4 (2%)
MN Males - Failed	14	21	7			42 (23%)
Non-MN Females - Failed						
Non-MN Males - Failed						
Totals by Age	108	56	22			186
% of Total by Age	58%	30%	12%			

Fundamentals of Engineering Examination - Computer Based Exam						
Age Categories	18-25	26-34	35-59	60 +	Unknown	Total and % of Total
MN Females - Passed	1					1 (<1%)
MN Males - Passed	108	21	4			133 (69%)
Non-MN Females - Passed						
Non-MN Males - Passed	18	3				21 (11%)
MN Females - Failed						
MN Males - Failed	13	19	3			35 (18%)
Non-MN Females - Failed						
Non-MN Males - Failed	3					3 (2%)
Totals by Age	143	43	7			193
% of Total by Age	74%	22%	4%			

Professional Engineering Examination - October 2012 Administration						
Age Categories	18-25	26-34	35-59	60 +	Unknown	Total and % of Total
MN Females - Passed		7	2			9 (5%)
MN Males - Passed		72	18	1	1	92 (51%)
Non-MN Females - Passed		1				1 (<1%)
Non-MN Males - Passed		9	2			11 (6%)
MN Females - Failed		7	2			9 (5%)
MN Males - Failed		19	23	1	1	44 (25%)
Non-MN Females - Failed		1	3			4 (2%)
Non-MN Males - Failed		4	5			9 (5%)
Totals by Age		120	55	2	2	179
% of Total by Age		67%	31%	1%	1%	

Professional Engineering Examination - April 2013 Administration						
Age Categories	18-25	26-34	35-59	60 +	Unknown	Total and % of Total
MN Females - Passed		15	4			19 (9%)
MN Males - Passed		87	19		1	107 (53%)
Non-MN Females - Passed		1				1 (<1%)
Non-MN Males - Passed		12	3			15 (7%)
MN Females - Failed		7	3			10 (5%)
MN Males - Failed		26	20			46 (23%)
Non-MN Females - Failed						
Non-MN Males - Failed		3	2			5 (2%)
Totals by Age		151	51		1	203
% of Total by Age		74%	25%		<1%	

Professional Engineering Examination - October 2013 Administration						
Age Categories	18-25	26-34	35-59	60 +	Unknown	Total and % of Total
MN Females - Passed		5	1			6 (4%)
MN Males - Passed		58	16			74 (50%)
Non-MN Females - Passed			1			1 (<1%)
Non-MN Males - Passed		8	2			10 (7%)
MN Females - Failed		7	2			9 (6%)
MN Males - Failed		25	11	1		37 (25%)
Non-MN Females - Failed		2				2 (1%)
Non-MN Males - Failed		3	5	1		9 (6%)
Totals by Age		108	38	2		148
% of Total by Age		73%	26%	1%		

Professional Engineering Examination - April 2014 Administration						
Age Categories	18-25	26-34	35-59	60 +	Unknown	Total and % of Total
MN Females - Passed		10	3			13 (7%)
MN Males - Passed		90	20			110 (59%)
Non-MN Females - Passed		1				1 (<1%)
Non-MN Males - Passed		8	1			9 (5%)
MN Females - Failed		4	4			8 (4%)
MN Males - Failed		24	14	1		39 (21%)
Non-MN Females - Failed		1				1 (<1%)
Non-MN Males - Failed		4	3			7 (4%)
Totals by Age		142	45	1		188
% of Total by Age		76%	24%	<1%		

Appendix B

Architect Licensure By Comity - FY13

State of Residence	Age Category					Gender		Status	
	18-25	26-34	35-59	60+	Not Listed	Male	Female	Grant	Deny
Alabama			1			1		X	
Arizona			2	1		3		X	
			1			1		X	
Arkansas			2	1		3		X	
California			1				1	X	
			4			4		X	
Colorado			1				1	X	
				1		1		X	
District of Columbia				1		1		X	
Florida			1	1		2		X	
Georgia				1			1	X	
			2	1		3		X	
Idaho			1			1		X	
Illinois		1	9	1		11		X	
			1			1			X
Indiana			2	2		4		X	
Iowa			2			2		X	
			1			1			X
Kansas			1	1		2		X	
Maine			1			1		X	
Massachusetts			1			1		X	
Michigan			2			2		X	
Minnesota		1	7				8	X	
		5	6	1		12		X	
			1			1			X

Continued on next page

Architect Licensure By Comity - FY13 Continued

State of Residence	Age Category					Gender		Status	
	18-25	26-34	35-59	60+	Not Listed	Male	Female	Grant	Deny
Missouri					1		1	X	
			2			2		X	
Nebraska			1	1		2		X	
Nevada			1			1		X	
New Jersey			1				1	X	
New Jersey			2			2		X	
New York			1				1	X	
			1			1		X	
North Carolina			1	1		2		X	
North Dakota			2			2		X	
Ohio			1				1	X	
			3	3		6		X	
Oklahoma			2			2		X	
Oregon			2			2		X	
Pennsylvania			1				1	X	
			3			3		X	
South Dakota			1	1		2		X	
Tennessee			1			1		X	
Texas			4			4		X	
Utah			3	1		4		X	
Washington			2	1		3		X	
Wisconsin		1	7	1		9		X	
Totals		8	92	21	1	106	16	119	3

Architect Licensure By Comity - FY14

State of Residence	Age Category					Gender		Status	
	18-25	26-34	35-59	60+	Not Listed	Male	Female	Grant	Deny
Arizona			3			3		X	
Arkansas			2	1		3		X	
British Columbia, Canada			1				1	X	
California			5	2		7		X	
Colorado			1				1	X	
			1	1	1	3		X	
			1			1			X
Connecticut			1			1		X	
District of Columbia			2			2		X	
Florida			1	1		2		X	
Georgia			1				1	X	
			1			1		X	
Illinois			6	1		7		X	
			1			1			X
Indiana			2			2		X	
Iowa			2			2		X	
			1			1			X
Kentucky			2			2		X	
Louisiana			1			1		X	
Maryland			1			1		X	
Massachusetts		1	7	1		9		X	
Michigan			1				1	X	
				2	1	3		X	
Minnesota		2	4				6	X	
			6			6		X	
			1			1			X
Missouri			1				1	X	
			1	2		3		X	

Continued on next page

Architect Licensure By Comity - FY14 Continued

State of Residence	Age Category					Gender		Status	
	18-25	26-34	35-59	60+	Not Listed	Male	Female	Grant	Deny
Montana			1	1		2		X	
Nebraska				1		1		X	
Nevada			1	1		2		X	
New Jersey			3			3		X	
New York			5			5		X	
North Carolina			1			1		X	
North Dakota			1				1	X	
			2			2		X	
Ohio			9		1	10		X	
Oklahoma			2			2		X	
Ontario, Canada				2		2		X	
Oregon			3			3			
Pennsylvania			1	2		3		X	
South Dakota		1					1	X	
			2			2		X	
Tennessee			2			2		X	
Texas			2		2	4		X	
Wisconsin			5			5		X	
Totals		4	97	18	5	111	13	120	4

Professional Engineer Licensure By Comity - FY13

State of Residence	Age Category					Gender		Status	
	18-25	26-34	35-59	60+	Not Listed	Male	Female	Grant	Deny
Arizona		1	3			4		X	
Arkansas			3	2		5		X	
			1			1			X

Continued on next page

Professional Engineer Licensure By Comity - FY13 Continued

State of Residence	Age Category					Gender		Status	
	18-25	26-34	35-59	60+	Not Listed	Male	Female	Grant	Deny
British Columbia, Canada			1			1		X	
California			2	1		3		X	
		1	9	1		11			X
Colorado		4	17			21		X	
		1	2	3		6			X
Florida		2	6	1	1	10		X	
			4			4			X
Georgia		3	7			10		X	
			1	1		2			X
Hawaii			1			1		X	
Idaho			3			3		X	
			1			1			X
Illinois			1				1	X	
		8	25	3		36		X	
		1	7			8			X
Indiana			1				1	X	
		1	6	1		8		X	
			1			1			X
Iowa		1	10			11		X	
			1				1		X
			4			4			X
Kansas		1	9			10		X	
			1				1		X
			3			3			X
Kentucky			3			3		X	

Continued on next page

Professional Engineer Licensure By Comity - FY13 Continued

State of Residence	Age Category					Gender		Status	
	18-25	26-34	35-59	60+	Not Listed	Male	Female	Grant	Deny
Louisiana			3			3		X	
				1		1			X
Maine			1			1		X	
Maryland			1				1	X	
		1	2	1		4		X	
			1			1			X
Massachusetts		1	3	2		6		X	
			1			1			X
Michigan		2	9	1		12		X	
			1				1		X
Minnesota		1	1				2	X	
		14	19		1	34		X	
			1				1		X
		5	9			14			X
Missouri		1	2				3	X	
		4	13		1	18		X	
			3			3			X
Montana			4			4		X	
		1	2			3			X
Nebraska		1			1	2		X	
Nevada			3			3		X	
			2			2			X
New Jersey			10	1		11		X	
			1			1			X

Continued on next page

Professional Engineer Licensure By Comity - FY13 Continued

State of Residence	Age Category					Gender		Status	
	18-25	26-34	35-59	60+	Not Listed	Male	Female	Grant	Deny
New York		1	2	1		4		X	
			4	1		5			X
North Carolina		1	3	1		5		X	
		2	3			5			X
North Dakota		5	5			10		X	
		2	1			3			X
Ohio		1					1	X	
			20	1		21		X	
			2	1	1	4			X
Oklahoma			2	1		3		X	
			2			2			X
Ontario, Canada				1		1		X	
Oregon			1			1		X	
			2			2			X
Pennsylvania		2	11	1		14		X	
			2			2			X
South Carolina		1	5	1		7		X	
			2			2			X
South Dakota		1					1	X	
		3	1			4		X	
		1	3			4			X
Tennessee		2	4	1	1	8		X	
Texas			2				2	X	
		6	22	7		35		X	
		4	8	4		16			X

Continued on next page

Professional Engineer Licensure By Comity - FY13 Continued

State of Residence	Age Category					Gender		Status	
	18-25	26-34	35-59	60+	Not Listed	Male	Female	Grant	Deny
Utah			2			2		X	
			2	1	1	4			X
Virginia		1	5			6		X	
			3			3			X
Washington		1	4	1	1	7		X	
		1	3			4			X
West Virginia		1				1		X	
Wisconsin			5				5	X	
		1	13			14		X	
		2	4		1	7			X
Other Country			1			1			X
Totals		94	374	42	9	498	21	384	135

Professional Engineer Licensure By Comity - FY14

State of Residence	Age Category					Gender		Status	
	18-25	26-34	35-59	60+	Not Listed	Male	Female	Grant	Deny
Alabama			2		1	3		X	
Arizona			3			3		X	
			2	1		3			X
Arkansas			4			4		X	
				1		1			X
California			2	3		5		X	
		2	3			5			X
Colorado		2	7	2		11		X	
			2			2			X

Continued on next page

Professional Engineer Licensure By Comity - FY14 Continued

State of Residence	Age Category					Gender		Status	
	18-25	26-34	35-59	60+	Not Listed	Male	Female	Grant	Deny
Connecticut			2			2		X	
			3			3			X
Florida		1	8			9		X	
Georgia		1	2	2		5		X	
			1	1		2			X
Idaho			1			1			X
Illinois		4	20			24		X	
		1	1	3		5			X
Indiana		1	2		1	4		X	
			1			1			X
Iowa		1	8			9		X	
Kansas		2	8	1	1	12		X	
Kentucky		1				1			X
Maryland			3			3		X	
			1			1			X
Massachusetts		1	2		1	4		X	
Michigan		3	6	1		10		X	
			1				1		X
			1			1			X
Minnesota		2					2	X	
		15	15	1		31		X	
		4	6			10			X
Mississippi			2			2		X	
Missouri		2	13	4		19		X	
Montana		2	3			5		X	
			1			1			X

Continued on next page

Professional Engineer Licensure By Comity - FY14 Continued

State of Residence	Age Category					Gender		Status	
	18-25	26-34	35-59	60+	Not Listed	Male	Female	Grant	Deny
Nebraska		3	2	1	1	7		X	
			1	1		2			X
Nevada		1				1		X	
New Jersey		1	1			2		X	
			1	1		2			X
New York			6		1	7		X	
North Carolina		3	12	1		16		X	
				1		1			X
North Dakota		1					1	X	
		11	3			14		X	
			1			1			X
Ohio		3	4			7		X	
		1				1			X
Oklahoma		1	3			4		X	
Ontario, Canada			3			3		X	
Oregon			3			3		X	
Pennsylvania			10	1		11		X	
			2			2			X
South Carolina			1			1		X	
South Dakota		2	1			3		X	
				1		1			X
Tennessee		2	2			4		X	
			1			1			X
Texas		8	13			21		X	
			3			3			X
Utah			5			5		X	

Continued on next page

Professional Engineer Licensure By Comity - FY14 Continued

State of Residence	Age Category					Gender		Status	
	18-25	26-34	35-59	60+	Not Listed	Male	Female	Grant	Deny
Virginia			2	1		3		X	
Washington		1	5			6		X	
			1			1			X
West Virginia		1	2			3		X	
Wisconsin			1				1	X	
		9	11			20		X	
		1				1			X
Totals		94	236	28	6	359	5	310	54

Professional Engineer Licensure By Education/Exam/Experience - FY13

State of Residence	Age Category					Gender		Status	
	18-25	26-34	35-59	60+	Not Listed	Male	Female	Grant	Deny
Arizona			1	1		2		X	
Arkansas			1			1		X	
California		1	10	2		13		X	
Colorado			1				1	X	
		1	6	3		10		X	
Florida			3			3		X	
Georgia			1	2		3		X	
			1			1			X
Idaho			2			2		X	
Illinois			1				1	X	
		4	7			11		X	
Indiana			1	2		3		X	
Iowa			1				1	X	
		1	2			3		X	

Continued on next page

Professional Engineer Licensure By Education/Exam/Experience - FY13 Continued									
State of Residence	Age Category					Gender		Status	
	18-25	26-34	35-59	60+	Not Listed	Male	Female	Grant	Deny
Kansas			1				1	X	
		1	3	1		5		X	
Maine			1			1		X	
Maryland			1		1	2		X	
Massachusetts			1			1		X	
Michigan			2			2		X	
Minnesota		1	3				4	X	
		6	12	3		21		X	
			1			1			X
Missouri			4			4		X	
Montana			2			2		X	
Nebraska			1			1		X	
Nevada			1	1		2		X	
New York			2	1	1	4		X	
North Carolina		1	2			3		X	
North Dakota		1	2			3		X	
Ohio			3		1	4		X	
Oklahoma			1			1		X	
Oregon			1	1		2		X	
South Carolina			3			3		X	
South Dakota		2	3			5		X	
Tennessee		1	1			2		X	
Texas		3	5	2		10		X	
Utah			2	1	1	4		X	
Virginia			3			3		X	

Continued on next page

Professional Engineer Licensure By Education/Exam/Experience - FY13 Continued

State of Residence	Age Category					Gender		Status	
	18-25	26-34	35-59	60+	Not Listed	Male	Female	Grant	Deny
Washington			3	1		4		X	
		1				1			X
Wisconsin			1				1	X	
		3	8	1	1	13		X	
				1		1			X
Totals		27	111	23	5	157	9	162	4

Professional Engineer Licensure By Education/Exam/Experience - FY14

State of Residence	Age Category					Gender		Status	
	18-25	26-34	35-59	60+	Not Listed	Male	Female	Grant	Deny
Alabama				1		1		X	
Arizona				1		1		X	
Arkansas				1		1		X	
California		1	5	1		7		X	
Colorado			4	1		5		X	
Connecticut			2			2		X	
Florida			3			3		X	
Georgia				1		1		X	
Idaho			2			2		X	
Illinois		1	4	1		6		X	
Indiana			2			2		X	
Iowa			3		1	4		X	
Kansas		1	3			4		X	
Maryland			1			1		X	
Michigan			2			2		X	
Minnesota		7	5			12		X	

Continued on next page

Professional Engineer Licensure By Education/Exam/Experience - FY14 Continued

State of Residence	Age Category					Gender		Status	
	18-25	26-34	35-59	60+	Not Listed	Male	Female	Grant	Deny
Missouri		1	1			2		X	
Montana			2	1		3		X	
Nebraska		1	1	1		3		X	
New Hampshire			1			1		X	
			1			1			X
New Jersey			3			3		X	
			1			1			X
North Carolina			3	1		4		X	
North Dakota		2	1			3		X	
Ohio		1	2	1		4		X	
Oklahoma				1		1		X	
Oregon		1				1		X	
Pennsylvania			3			3		X	
South Carolina		1		1		2		X	
South Dakota				1		1		X	
Tennessee			1			1		X	
Texas		2	4	2		8		X	
Washington			3			3		X	
Wisconsin		2	3			5		X	
Totals		21	66	16	1	104	0	102	2

Land Surveyor by Comity - FY13

State of Residence	Age Category					Gender		Status	
	18-25	26-34	35-59	60+	Not Listed	Male	Female	Grant	Deny
Illinois		1					1	X	
			1			1		X	
Michigan			1				1	X	
Minnesota			2			2		X	
North Dakota		2				2		X	
Texas			1				1	X	
Washington		1				1		X	
Wisconsin			1			1		X	
Totals		4	6			7	3	10	

Land Surveyor by Comity - FY14

State of Residence	Age Category					Gender		Status	
	18-25	26-34	35-59	60+	Not Listed	Male	Female	Grant	Deny
Illinois			1			1			X
Iowa		1				1		X	
Michigan			1			1		X	
Montana			1			1		X	
North Dakota			1			1		X	
Texas			1	1		2			X
Wyoming			1			1			X
Totals		1	6	1		8		4	4

Landscape Architect by Comity - FY13									
State of Residence	Age Category					Gender		Status	
	18-25	26-34	35-59	60+	Not Listed	Male	Female	Grant	Deny
Colorado			1	1		2		X	
Illinois			1			1		X	
Iowa		1	1			2		X	
Minnesota			1	1		2		X	
Pennsylvania			1			1		X	
Texas			1				1	X	
			1			1		X	
Wisconsin		1				1		X	
Totals		2	7	2		10	1	11	

Landscape Architect by Comity - FY14									
State of Residence	Age Category					Gender		Status	
	18-25	26-34	35-59	60+	Not Listed	Male	Female	Grant	Deny
California					1	1		X	
Illinois			1			1		X	
Indiana		1				1		X	
Minnesota			1			1		X	
Mississippi		1				1		X	
New York			1				1	X	
			1			1		X	
Oregon			1			1		X	
South Dakota			1			1		X	
Washington			1			1		X	
Totals		2	7		1	9	1	10	

Professional Geologist by Comity - FY13									
State of Residence	Age Category					Gender		Status	
	18-25	26-34	35-59	60+	Not Listed	Male	Female	Grant	Deny
Minnesota		2					2	X	
			1			1		X	
Texas				1		1			X
Wisconsin				1		1			X
Totals		2	1	2		3	2	3	2

Professional Geologist by Comity - FY14									
State of Residence	Age Category					Gender		Status	
	18-25	26-34	35-59	60+	Not Listed	Male	Female	Grant	Deny
Illinois			1			1			X
Michigan			1			1		X	
Texas		1				1		X	
Totals		1	2			3		2	1