

Quarterly Diverse Spend Report

Enterprise | Quarter 4, FY 2025

August 15, 2025

Diverse Spend

Current Snapshot

Enterprise diverse spend goal:

\$146.0M

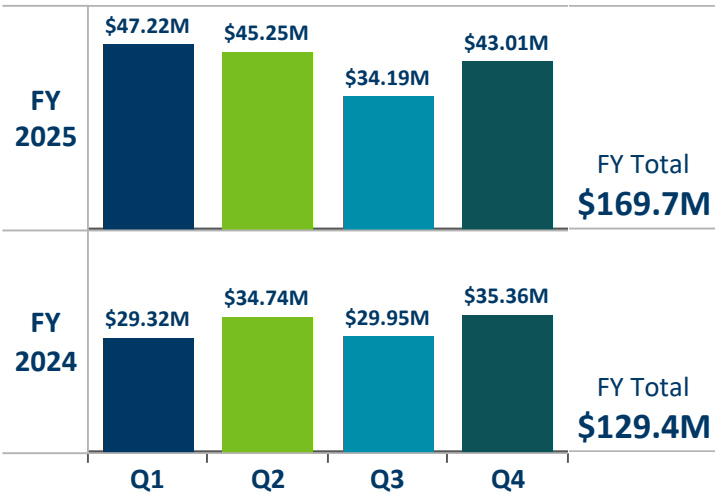
YTD diverse spend:

\$169.7M

Enterprise progress towards goal:

116.2%

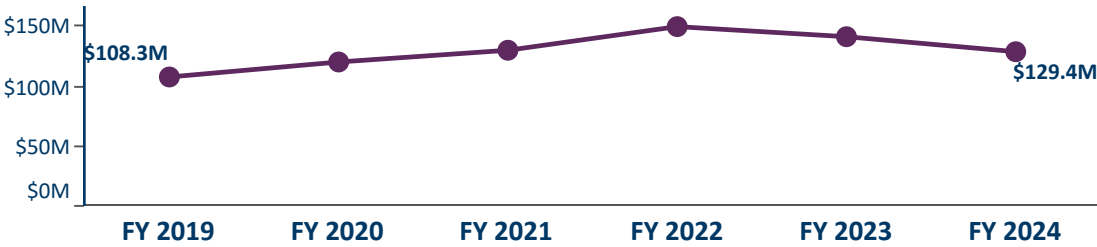
Enterprise diverse spend by quarter



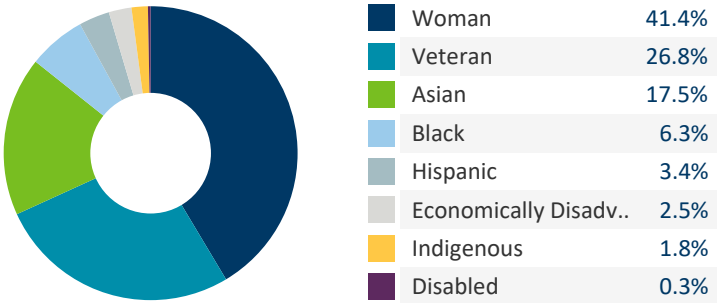
Diverse spend by agency type

		Cabinet Agencies	Non-Cabinet
FY 2024	Total	\$124.3M	\$5.1M
	% of Total	96.1%	3.9%
FY 2025	Total	\$162.4M	\$7.3M
	% of Total	95.7%	4.3%

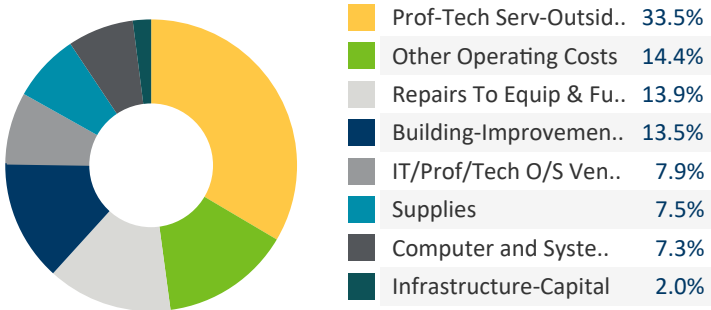
Diverse spend trends



Who received our diverse spend?



What did we purchase from diverse suppliers?



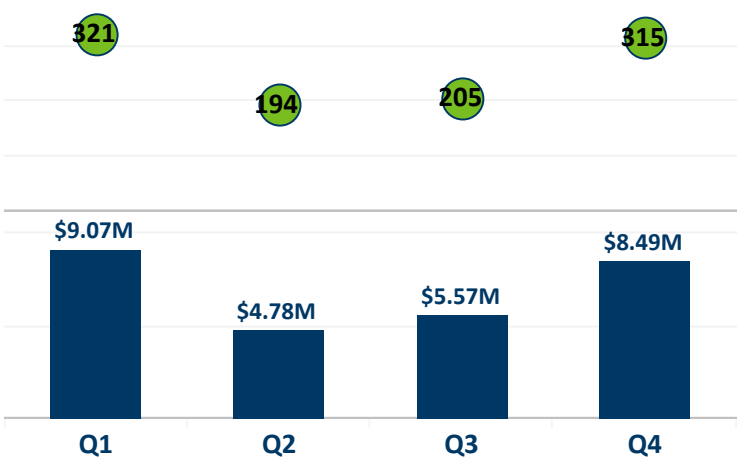
Equity Select

Current Snapshot

Equity Select usage*:

1,034

Equity select use* & amount by quarter, FY 2025



FY Total

\$27.9M

Average contract amount

\$25.9K

Contract range usage

Contract Amount	# of contracts*
< \$25K	671
\$25k-\$50k	198
>\$50k	165

*Counts based on unique PO#