

# Quarterly Diverse Spend Report

Enterprise | Quarter 4, FY 2024

July 15, 2024

## Diverse Spend

Current Snapshot

Enterprise diverse spend goal:

\$146.0M

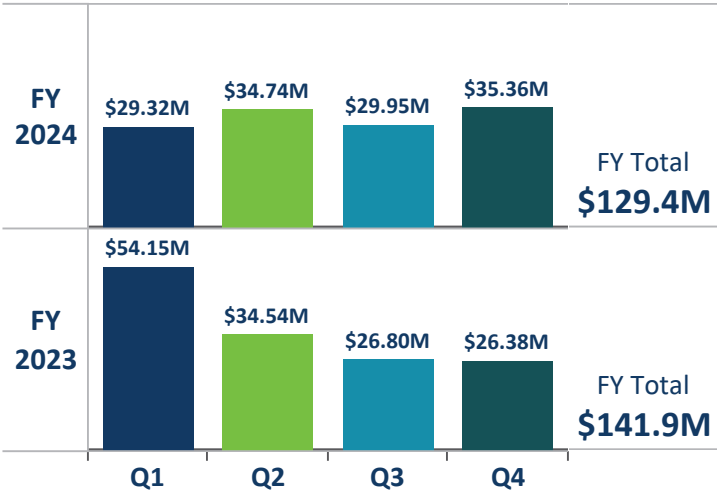
YTD diverse spend:

\$129.4M

Enterprise progress towards goal:

88.6%

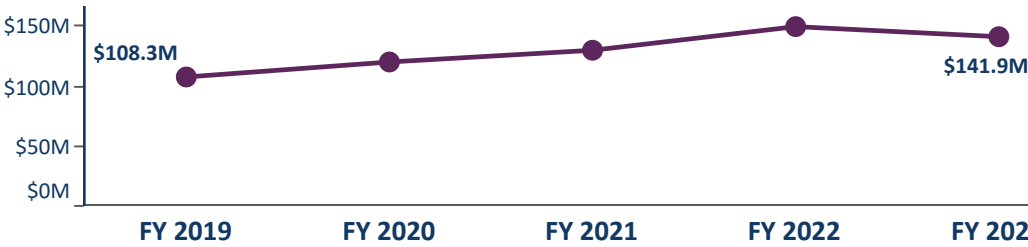
### Enterprise diverse spend by quarter



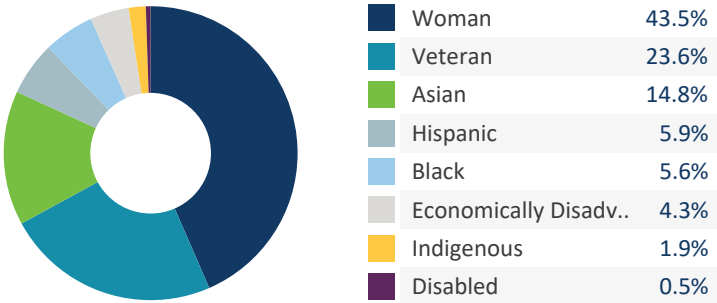
### Diverse spend by agency type

		Cabinet Agencies	Non-Cabinet
FY 2023	Total	\$137.4M	\$4.5M
	% of Total	96.9%	3.1%
FY 2024	Total	\$124.3M	\$5.1M
	% of Total	96.1%	3.9%

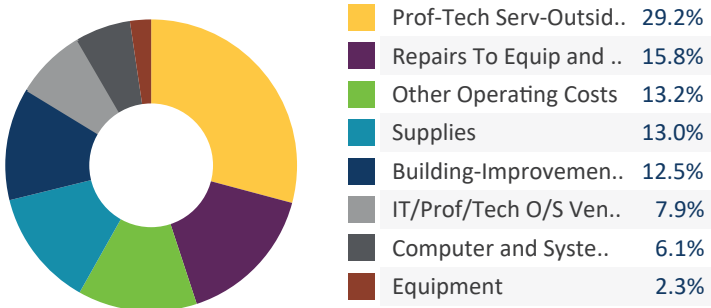
### Diverse spend trends



### Who received our diverse spend?



### What did we purchase from diverse suppliers?



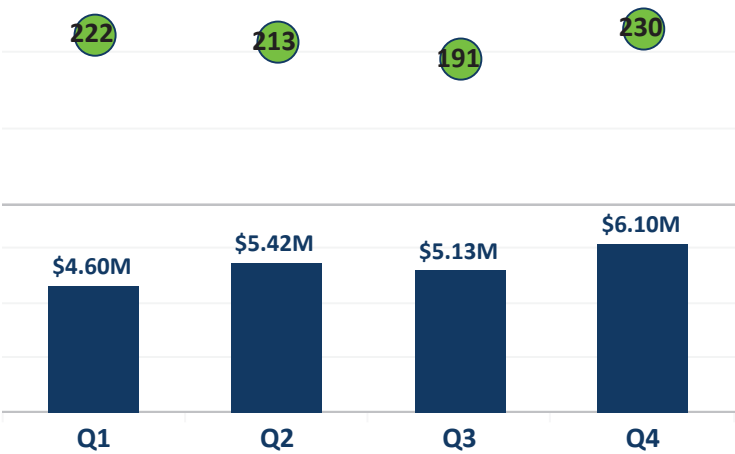
## Equity Select

Current Snapshot

Equity Select usage\*:

855

### Equity select use\* & amount by quarter, FY 2024



FY Total

\$21.2M

Average contract amount

\$23.7K

### Contract range usage

Contract Amount	# of contracts*
< \$25K	602
\$25k-\$50k	152
>\$50k	101

\*Counts based on unique PO#